




STATEMENT OF ALLOTMENTS, OBLIGATIONS AND BALANCES  
As of March, FY 2026  
(In Pesos)

Department : STATE UNIVERSITIES AND COLLEGES  
Agency/OU : UNIVERSITY OF RIZAL SYSTEM  
Fund: : 01101101 Regular Agency Fund

P/A/P / ALLOTMENT CLASS / OBJECT OF EXPENDITURE (1)	Allotment Received (2)	Obligations Incurred		Unobligated Balance of Allotment (5)=(2)-(4)	Remarks (6)
		This Report (3)	To Date (4)		
<b>CURRENT YEAR BUDGET</b>					
<b>Personnel Services</b>					
Salaries & Wages - Regular	5 01 01 010 413,601,000.00	40,372,059.71	107,563,088.71	306,037,911.29	
Salaries & Wages - Casual	5 01 01 020 2,105,000.00	150,924.44	410,265.40	1,694,734.60	
Salaries & Wages - Non - Permanent Position	5 01 01 020 2,217,000.00	186,183.92	438,058.50	1,778,941.50	
Personnel Economic Relief Allowance (PERA)	5 01 02 010 16,704,000.00	1,394,675.23	4,114,610.72	12,589,389.28	
Representation Allowance (RA)	5 01 02 020 210,000.00	58,500.00	58,500.00	151,500.00	
Transportation Allowance (TA)	5 01 02 030 210,000.00	21,666.69	21,666.69	188,333.31	
Clothing Allowance	5 01 02 040 4,872,000.00	4,690,000.00	4,690,000.00	182,000.00	
Subsistence Allowance	5 01 02 050 66,000.00	4,625.00	9,125.00	56,875.00	
Laundry Allowance	5 01 02 060 9,000.00	630.68	1,244.31	7,755.69	
Honoraria	5 01 02 100 2,182,000.00	67,500.00	133,500.00	2,048,500.00	
Hazard Pay	5 01 02 110 688,000.00	57,308.45	114,616.90	573,383.10	
Year - end Bonus	5 01 02 140 34,466,000.00	-	-	34,466,000.00	
Cash Gift	5 01 02 150 3,480,000.00	-	-	3,480,000.00	
Productivity Enhancement Incentive	5 01 02 990 12 3,480,000.00	-	-	3,480,000.00	
Mid - Year Bonus	5 01 02 160 34,466,000.00	-	-	34,466,000.00	
Anniversary Bonus	5 01 02 990 38 2,130,000.00	-	-	2,130,000.00	
Retirement & Life Insurance Premiums	5 01 03 010 49,632,000.00	3,851,113.44	11,466,227.09	38,165,772.91	
Pag-Ibig Contributions	5 01 03 020 1,670,000.00	200,600.00	409,800.00	1,260,200.00	
Philhealth Contributions	5 01 03 030 9,960,000.00	834,923.63	2,413,205.53	7,546,794.47	
Employees Compensation Insurance Premiums	5 01 03 040 835,000.00	68,000.00	203,000.00	632,000.00	
Terminal Leave Benefits - Civilian	5 01 04 030 01 711,000.00	-	-	711,000.00	
Other Lump-sum for Filling of Positions - Civilian	5 01 04 990 07 -	-	-	-	
Lump-sum for Step Increments	5 01 04 990 10 1,035,000.00	86,300.00	259,100.00	775,900.00	
Loyalty Award - Civilian	5 01 04 990 15 620,000.00	-	-	620,000.00	
<b>Sub total</b>	<b>585,349,000.00</b>	<b>52,045,011.19</b>	<b>132,306,008.85</b>	<b>453,042,991.15</b>	
<b>Maintenance &amp; Other Operating Expenses</b>					
Traveling Expenses - Local	5 02 01 010 1,790,000.00	50,522.20	86,413.34	1,703,586.66	
Training Expenses	5 02 02 010 3,560,000.00	307,782.04	362,742.04	3,197,257.96	
Scholarship Grants/Expenses	5 02 02 020 500,000.00	-	-	500,000.00	
Office Supplies Expenses	5 02 03 010 20,487,000.00	663,250.03	663,250.03	19,823,749.97	
Fuel, Oil and Lubricants Expenses	5 02 03 090 900,000.00	90,591.64	90,591.64	809,408.36	
Textbooks and Instructional Materials Expenses	5 02 03 110 1,566,000.00	-	-	1,566,000.00	
Other Supplies and Materials Expenses	5 02 03 990 1,500,000.00	116.00	116.00	1,499,884.00	
Water Expenses	5 02 04 010 4,631,000.00	447,897.01	888,058.04	3,742,941.96	
Electricity Expenses	5 02 04 020 22,761,000.00	1,980,341.23	3,378,856.74	19,382,143.26	
Telephone Expenses	5 02 05 020 2,692,000.00	97,894.16	197,813.22	2,494,186.78	
Internet Subscription Expenses	5 02 05 030 2,500,000.00	423,830.50	958,695.77	1,541,304.23	
Cable, Satellite, Telegraph, and Radio Expenses	5 02 05 040 1,600,000.00	291,770.40	554,890.80	1,045,109.20	
Awards/Rewards Expenses	5 02 06 010 12,000.00	-	-	12,000.00	
Extraordinary and Miscellaneous Expenses	5 02 10 030 150,000.00	15,522.71	25,403.92	124,596.08	
Other Professional Services	5 02 11 990 00 343,000.00	-	600.00	342,400.00	
Other General Services	5 02 12 990 99 1,751,000.00	-	-	1,751,000.00	
Repairs & Maintenance - School Buildings	5 02 13 040 02 3,068,000.00	-	-	3,068,000.00	
Repairs & Maintenance - Office Equipment	5 02 13 050 02 150,000.00	-	-	150,000.00	
Repairs & Maintenance - Motor Vehicles	5 02 13 060 01 150,000.00	7,000.00	19,500.00	130,500.00	
Repairs & Maintenance - Furnitures and Fixtures	5 02 13 070 00 100,000.00	-	-	100,000.00	
Subsidies-Others	5 02 14 990 00 160,511,000.00	-	-	160,511,000.00	
Taxes, Duties and Licenses	5 02 15 010 688,000.00	104,408.90	165,508.68	522,491.32	
Labor and Wages	5 02 16 010 1,302,000.00	29,723.10	44,134.30	1,257,865.70	
Advertising Expenses	5 02 99 010 60,000.00	-	-	60,000.00	
Printing and Publication Expenses	5 02 99 020 154,000.00	1,320.00	1,320.00	152,680.00	
Representation Expenses	5 02 99 030 734,000.00	54,093.75	64,293.75	669,706.25	
Transportation and Delivery Expenses	5 02 99 040 57,000.00	-	-	57,000.00	
Membership Dues and Contributions to Organizations	5 02 99 060 1,284,000.00	10,000.00	115,000.00	1,169,000.00	
Subscription Expenses	5 02 99 070 115,000.00	2,500.00	2,500.00	112,500.00	
<b>Sub total</b>	<b>235,116,000.00</b>	<b>4,578,563.67</b>	<b>7,619,688.27</b>	<b>227,496,311.73</b>	
<b>Capital Outlays</b>					
Property, Plant and Equipment Outlay					
School Buildings	5 06 04 040 02 -	-	-	-	
Office Equipment	5 06 04 050 02 873,000.00	-	-	873,000.00	
ICT Equipment	5 06 04 050 03 645,000.00	-	-	645,000.00	
Other Machinery and Equipment	5 06 04 050 99 6,485,000.00	-	-	6,485,000.00	
<b>Sub total</b>	<b>8,003,000.00</b>	<b>-</b>	<b>-</b>	<b>8,003,000.00</b>	
<b>TOTAL (Current Year)</b>	<b>828,468,000.00</b>	<b>56,623,574.86</b>	<b>139,925,697.12</b>	<b>688,542,302.88</b>	

PRIOR YEAR'S BUDGET (CONTINUING APPRO.)				
Maintenance & Other Operating Expenses				
Traveling Expenses - Local	5 02 07 020 02	6,076.80	6,076.80	6,076.80
Subsidies-Others	5 02 14 990 00	66,549,414.00	33,274,707.00	33,274,707.00
<b>Sub total</b>		<b>66,555,490.80</b>	<b>33,280,783.80</b>	<b>33,274,707.00</b>
Property, Plant and Equipment Outlay				
School Buildings	5 06 04 040 02	12,500,000.00		12,500,000.00
Office Equipment	5 06 04 050 02	598,080.00		598,080.00
ICT Equipment	5 06 04 050 03	236,512.00		236,512.00
Other Machinery and Equipment	5 06 04 050 99	112,012.00		112,012.00
Motor Vehicles	5 06 04 060 01	79,811.40		79,811.40
Furniture and Fixtures	5 06 04 070 01	176,000.00		176,000.00
<b>Sub total</b>		<b>13,702,415.40</b>	<b>-</b>	<b>13,702,415.40</b>
<b>TOTAL (Prior Year)</b>		<b>80,257,906.20</b>	<b>33,280,783.80</b>	<b>46,977,122.40</b>
<b>GRAND TOTAL</b>		<b>908,725,906.20</b>	<b>89,904,358.66</b>	<b>173,206,480.92</b>

<p>Prepared by:</p>  <p><b>MARY ANN T. CRUZ</b> Administrative Officer IV</p> <p>Certified Correct:</p>  <p><b>MIAN N. FRANCISCO</b> University Budget Officer</p>	<p>Submitted by:</p>  <p><b>NANCY T. PASCUAL, Ed.D., RGC.</b> President</p>
---	---

## STATEMENT OF ALLOTMENTS, OBLIGATIONS AND BALANCES

As of February, FY 2026

(In Pesos)

Department : STATE UNIVERSITIES AND COLLEGES


Agency/OU : UNIVERSITY OF RIZAL SYSTEM

Fund: : 01101101 Regular Agency Fund

P/A/P / ALLOTMENT CLASS / OBJECT OF EXPENDITURE (1)	Allotment Received (2)	Obligations Incurred		Unobligated Balance of Allotment (5)=(2)-(4) (5)	Remarks (6)
		This Report (3)	To Date (4)		
<b>CURRENT YEAR BUDGET</b>					
<b>Personnel Services</b>					
Salaries & Wages - Regular	5 01 01 010	413,601,000.00	35,272,078.36	67,191,029.00	346,409,971.00
Salaries & Wages - Casual	5 01 01 020	2,105,000.00	133,268.00	259,340.96	1,845,659.04
Salaries & Wages - Non - Permanent Position	5 01 01 020	2,217,000.00	129,171.34	251,874.58	1,965,125.42
Personnel Economic Relief Allowance (PERA)	5 01 02 010	16,704,000.00	1,364,580.65	2,719,935.49	13,984,064.51
Representation Allowance (RA)	5 01 02 020	210,000.00	-	-	210,000.00
Transportation Allowance (TA)	5 01 02 030	210,000.00	-	-	210,000.00
Clothing Allowance	5 01 02 040	4,872,000.00	-	-	4,872,000.00
Subsistence Allowance	5 01 02 050	66,000.00	4,500.00	4,500.00	61,500.00
Laundry Allowance	5 01 02 060	9,000.00	613.63	613.63	8,386.37
Honoraria	5 01 02 100	2,182,000.00	17,750.00	66,000.00	2,116,000.00
Hazard Pay	5 01 02 110	688,000.00	57,308.45	57,308.45	630,691.55
Year - end Bonus	5 01 02 140	34,466,000.00	-	-	34,466,000.00
Cash Gift	5 01 02 150	3,480,000.00	-	-	3,480,000.00
Productivity Enhancement Incentive	5 01 02 990 12	3,480,000.00	-	-	3,480,000.00
Mid - Year Bonus	5 01 02 160	34,466,000.00	-	-	34,466,000.00
Anniversary Bonus	5 01 02 990 38	2,130,000.00	-	-	2,130,000.00
Retirement & Life Insurance Premiums	5 01 03 010	49,632,000.00	3,776,246.28	7,615,113.65	42,016,886.35
Pag-Ibig Contributions	5 01 03 020	1,670,000.00	73,400.00	209,200.00	1,460,800.00
Philhealth Contributions	5 01 03 030	9,960,000.00	804,656.65	1,578,281.90	8,381,718.10
Employees Compensation Insurance Premiums	5 01 03 040	835,000.00	67,000.00	135,000.00	700,000.00
Terminal Leave Benefits - Civilian	5 01 04 030 01	711,000.00	-	-	711,000.00
Other Lump-sum for Filling of Positions - Civilian	5 01 04 990 07	-	-	-	-
Lump-sum for Step Increments	5 01 04 990 10	1,035,000.00	86,400.00	172,800.00	862,200.00
Loyalty Award - Civilian	5 01 04 990 15	620,000.00	-	-	620,000.00
<b>Sub total</b>		<b>585,349,000.00</b>	<b>41,786,973.36</b>	<b>80,260,997.66</b>	<b>505,088,002.34</b>
<b>Maintenance &amp; Other Operating Expenses</b>					
Traveling Expenses - Local	5 02 01 010	1,790,000.00	24,020.00	35,891.14	1,754,108.86
Training Expenses	5 02 02 010	3,560,000.00	54,960.00	54,960.00	3,505,040.00
Scholarship Grants/Expenses	5 02 02 020	500,000.00	-	-	500,000.00
Office Supplies Expenses	5 02 03 010	20,487,000.00	-	-	20,487,000.00
Fuel, Oil and Lubricants Expenses	5 02 03 090	900,000.00	-	-	900,000.00
Textbooks and Instructional Materials Expenses	5 02 03 110	1,566,000.00	-	-	1,566,000.00
Other Supplies and Materials Expenses	5 02 03 990	1,500,000.00	-	-	1,500,000.00
Water Expenses	5 02 04 010	4,631,000.00	392,570.40	440,161.03	4,190,838.97
Electricity Expenses	5 02 04 020	22,761,000.00	1,398,515.51	1,398,515.51	21,362,484.49
Telephone Expenses	5 02 05 020	2,692,000.00	86,164.96	99,919.06	2,592,080.94
Internet Subscription Expenses	5 02 05 030	2,500,000.00	120,000.00	534,865.27	1,965,134.73
Cable, Satellite, Telegraph, and Radio Expenses	5 02 05 040	1,600,000.00	-	263,120.40	1,336,879.60
Awards/Rewards Expenses	5 02 06 010	12,000.00	-	-	12,000.00
Extraordinary and Miscellaneous Expenses	5 02 10 030	150,000.00	9,881.21	9,881.21	140,118.79
Other Professional Services	5 02 11 990 00	343,000.00	600.00	600.00	342,400.00
Other General Services	5 02 12 990 99	1,751,000.00	-	-	1,751,000.00
Repairs & Maintenance - School Buildings	5 02 13 040 02	3,068,000.00	-	-	3,068,000.00
Repairs & Maintenance - Office Equipment	5 02 13 050 02	150,000.00	-	-	150,000.00
Repairs & Maintenance - Motor Vehicles	5 02 13 060 01	150,000.00	-	12,500.00	137,500.00
Repairs & Maintenance - Furnitures and Fixtures	5 02 13 070 00	100,000.00	-	-	100,000.00
Subsidies-Others	5 02 14 990 00	160,511,000.00	-	-	160,511,000.00
Taxes, Duties and Licenses	5 02 15 010	688,000.00	18,375.00	61,099.78	626,900.22
Labor and Wages	5 02 16 010	1,302,000.00	14,411.20	14,411.20	1,287,588.80
Advertising Expenses	5 02 99 010	60,000.00	-	-	60,000.00
Printing and Publication Expenses	5 02 99 020	154,000.00	-	-	154,000.00
Representation Expenses	5 02 99 030	734,000.00	-	10,200.00	723,800.00
Transportation and Delivery Expenses	5 02 99 040	57,000.00	-	-	57,000.00
Membership Dues and Contributions to Organizations	5 02 99 060	1,284,000.00	80,000.00	105,000.00	1,179,000.00
Subscription Expenses	5 02 99 070	115,000.00	-	-	115,000.00
<b>Sub total</b>		<b>235,116,000.00</b>	<b>2,199,498.28</b>	<b>3,041,124.60</b>	<b>232,074,875.40</b>
<b>Capital Outlays</b>					
Property, Plant and Equipment Outlay					
School Buildings	5 06 04 040 02	-	-	-	-
Office Equipment	5 06 04 050 02	873,000.00	-	-	873,000.00
ICT Equipment	5 06 04 050 03	645,000.00	-	-	645,000.00
Other Machinery and Equipment	5 06 04 050 99	6,485,000.00	-	-	6,485,000.00
<b>Sub total</b>		<b>8,003,000.00</b>	<b>-</b>	<b>-</b>	<b>8,003,000.00</b>
<b>TOTAL (Current Year)</b>		<b>828,468,000.00</b>	<b>43,986,471.64</b>	<b>83,302,122.26</b>	<b>745,165,877.74</b>

PRIOR YEAR'S BUDGET (CONTINUING APPRO.)					
Maintenance & Other Operating Expenses					
Traveling Expenses - Local	5 02 07 020 02	6,076.80		-	6,076.80
Subsidies-Others	5 02 14 990 00	66,549,414.00		-	66,549,414.00
<b>Sub total</b>		<b>66,555,490.80</b>		<b>-</b>	<b>66,555,490.80</b>
Property, Plant and Equipment Outlay					
School Buildings	5 06 04 040 02	12,500,000.00		-	12,500,000.00
Office Equipment	5 06 04 050 02	598,080.00		-	598,080.00
ICT Equipment	5 06 04 050 03	236,512.00		-	236,512.00
Other Machinery and Equipment	5 06 04 050 99	112,012.00		-	112,012.00
Motor Vehicles	5 06 04 060 01	79,811.40		-	79,811.40
Furniture and Fixtures	5 06 04 070 01	176,000.00		-	176,000.00
<b>Sub total</b>		<b>13,702,415.40</b>		<b>-</b>	<b>13,702,415.40</b>
<b>TOTAL (Prior Year)</b>		<b>80,257,906.20</b>		<b>-</b>	<b>80,257,906.20</b>
<b>GRAND TOTAL</b>		<b>908,725,906.20</b>	<b>43,986,471.64</b>	<b>83,302,122.26</b>	<b>825,423,783.94</b>

Prepared by:

  
**MARY ANN T. CRUZ**  
 Administrative Officer IV

Certified Correct:

  
**MIAN N. FRANCISCO**  
 University Budget Officer

Submitted by:

  
**NANCY T. PASCUAL, Ed.D., RGC.**  
 President

## STATEMENT OF ALLOTMENTS, OBLIGATIONS AND BALANCES

As of January, FY 2026

(In Pesos)

Department : STATE UNIVERSITIES AND COLLEGES


Agency/OU : UNIVERSITY OF RIZAL SYSTEM

Fund: : 01101101 Regular Agency Fund

P/A/P / ALLOTMENT CLASS / OBJECT OF EXPENDITURE (1)	Allotment Received (2)	Obligations Incurred		Unobligated Balance of Allotment (5)=(2)-(4)	Remarks (6)
		This Report (3)	To Date (4)		
<b>CURRENT YEAR BUDGET</b>					
<b>Personnel Services</b>					
Salaries & Wages - Regular	5 01 01 010 413,601,000.00	31,918,950.64	31,918,950.64	381,682,049.36	
Salaries & Wages - Casual	5 01 01 020 2,105,000.00	126,072.96	126,072.96	1,978,927.04	
Salaries & Wages - Non - Permanent Position	5 01 01 020 2,217,000.00	122,703.24	122,703.24	2,094,296.76	
Personnel Economic Relief Allowance (PERA)	5 01 02 010 16,704,000.00	1,355,354.84	1,355,354.84	15,348,645.16	
Representation Allowance (RA)	5 01 02 020 210,000.00	-	-	210,000.00	
Transportation Allowance (TA)	5 01 02 030 210,000.00	-	-	210,000.00	
Clothing Allowance	5 01 02 040 4,872,000.00	-	-	4,872,000.00	
Subsistence Allowance	5 01 02 050 66,000.00	-	-	66,000.00	
Laundry Allowance	5 01 02 060 9,000.00	-	-	9,000.00	
Honoraria	5 01 02 100 2,182,000.00	48,250.00	48,250.00	2,133,750.00	
Hazard Pay	5 01 02 110 688,000.00	-	-	688,000.00	
Year - end Bonus	5 01 02 140 34,466,000.00	-	-	34,466,000.00	
Cash Gift	5 01 02 150 3,480,000.00	-	-	3,480,000.00	
Productivity Enhancement Incentive	5 01 02 990 12 3,480,000.00	-	-	3,480,000.00	
Mid - Year Bonus	5 01 02 160 34,466,000.00	-	-	34,466,000.00	
Anniversary Bonus	5 01 02 990 38 2,130,000.00	-	-	2,130,000.00	
Retirement & Life Insurance Premiums	5 01 03 010 49,632,000.00	3,838,867.37	3,838,867.37	45,793,132.63	
Pag-Ibig Contributions	5 01 03 020 1,670,000.00	135,800.00	135,800.00	1,534,200.00	
Philhealth Contributions	5 01 03 030 9,960,000.00	773,625.25	773,625.25	9,186,374.75	
Employees Compensation Insurance Premiums	5 01 03 040 835,000.00	68,000.00	68,000.00	767,000.00	
Terminal Leave Benefits - Civilian	5 01 04 030 01 711,000.00	-	-	711,000.00	
Other Lump-sum for Filling of Positions - Civilian	5 01 04 990 07 -	-	-	-	
Lump-sum for Step Increments	5 01 04 990 10 1,035,000.00	86,400.00	86,400.00	948,600.00	
Loyalty Award - Civilian	5 01 04 990 15 620,000.00	-	-	620,000.00	
<b>Sub total</b>	<b>585,349,000.00</b>	<b>38,474,024.30</b>	<b>38,474,024.30</b>	<b>546,874,975.70</b>	
<b>Maintenance &amp; Other Operating Expenses</b>					
Traveling Expenses - Local	5 02 01 010 1,790,000.00	11,871.14	11,871.14	1,778,128.86	
Training Expenses	5 02 02 010 3,560,000.00	-	-	3,560,000.00	
Scholarship Grants/Expenses	5 02 02 020 500,000.00	-	-	500,000.00	
Office Supplies Expenses	5 02 03 010 20,487,000.00	-	-	20,487,000.00	
Fuel, Oil and Lubricants Expenses	5 02 03 090 900,000.00	-	-	900,000.00	
Textbooks and Instructional Materials Expenses	5 02 03 110 1,566,000.00	-	-	1,566,000.00	
Other Supplies and Materials Expenses	5 02 03 990 1,500,000.00	-	-	1,500,000.00	
Water Expenses	5 02 04 010 4,631,000.00	47,590.63	47,590.63	4,583,409.37	
Electricity Expenses	5 02 04 020 22,761,000.00	-	-	22,761,000.00	
Telephone Expenses	5 02 05 020 2,692,000.00	13,754.10	13,754.10	2,678,245.90	
Internet Subscription Expenses	5 02 05 030 2,500,000.00	414,865.27	414,865.27	2,085,134.73	
Cable, Satellite, Telegraph, and Radio Expenses	5 02 05 040 1,600,000.00	263,120.40	263,120.40	1,336,879.60	
Awards/Rewards Expenses	5 02 06 010 12,000.00	-	-	12,000.00	
Extraordinary and Miscellaneous Expenses	5 02 10 030 150,000.00	-	-	150,000.00	
Other Professional Services	5 02 11 990 00 343,000.00	-	-	343,000.00	
Other General Services	5 02 12 990 99 1,751,000.00	-	-	1,751,000.00	
Repairs & Maintenance - School Buildings	5 02 13 040 02 3,068,000.00	-	-	3,068,000.00	
Repairs & Maintenance - Office Equipment	5 02 13 050 02 150,000.00	-	-	150,000.00	
Repairs & Maintenance - Motor Vehicles	5 02 13 060 01 150,000.00	12,500.00	12,500.00	137,500.00	
Repairs & Maintenance - Furnitures and Fixtures	5 02 13 070 00 100,000.00	-	-	100,000.00	
Subsidies-Others	5 02 14 990 00 160,511,000.00	-	-	160,511,000.00	
Taxes, Duties and Licenses	5 02 15 010 688,000.00	42,724.78	42,724.78	645,275.22	
Labor and Wages	5 02 16 010 1,302,000.00	-	-	1,302,000.00	
Advertising Expenses	5 02 99 010 60,000.00	-	-	60,000.00	
Printing and Publication Expenses	5 02 99 020 154,000.00	-	-	154,000.00	
Representation Expenses	5 02 99 030 734,000.00	10,200.00	10,200.00	723,800.00	
Transportation and Delivery Expenses	5 02 99 040 57,000.00	-	-	57,000.00	
Membership Dues and Contributions to Organizations	5 02 99 060 1,284,000.00	25,000.00	25,000.00	1,259,000.00	
Subscription Expenses	5 02 99 070 115,000.00	-	-	115,000.00	
<b>Sub total</b>	<b>235,116,000.00</b>	<b>841,626.32</b>	<b>841,626.32</b>	<b>234,274,373.68</b>	
<b>Capital Outlays</b>					
Property, Plant and Equipment Outlay					
School Buildings	5 06 04 040 02 -	-	-	-	
Office Equipment	5 06 04 050 02 873,000.00	-	-	873,000.00	
ICT Equipment	5 06 04 050 03 645,000.00	-	-	645,000.00	
Other Machinery and Equipment	5 06 04 050 99 6,485,000.00	-	-	6,485,000.00	
<b>Sub total</b>	<b>8,003,000.00</b>	<b>-</b>	<b>-</b>	<b>8,003,000.00</b>	
<b>TOTAL (Current Year)</b>	<b>828,468,000.00</b>	<b>39,315,650.62</b>	<b>39,315,650.62</b>	<b>789,152,349.38</b>	

PRIOR YEAR'S BUDGET (CONTINUING APPRO.)				
Maintenance & Other Operating Expenses				
Traveling Expenses - Local	5 02 07 020 02	6,076.80		6,076.80
<b>Sub total</b>		<b>6,076.80</b>	<b>-</b>	<b>6,076.80</b>
Property, Plant and Equipment Outlay				
School Buildings	5 06 04 040 02	12,500,000.00		12,500,000.00
Office Equipment	5 06 04 050 02	598,080.00		598,080.00
ICT Equipment	5 06 04 050 03	236,512.00		236,512.00
Other Machinery and Equipment	5 06 04 050 99	112,012.00		112,012.00
Motor Vehicles	5 06 04 060 01	79,811.40		79,811.40
Furniture and Fixtures	5 06 04 070 01	176,000.00		176,000.00
<b>Sub total</b>		<b>13,702,415.40</b>	<b>-</b>	<b>13,702,415.40</b>
<b>TOTAL (Prior Year)</b>		<b>13,708,492.20</b>	<b>-</b>	<b>13,708,492.20</b>
<b>GRAND TOTAL</b>		<b>842,176,492.20</b>	<b>39,315,650.62</b>	<b>802,860,841.58</b>

Prepared by:

  
**MARY ANN T. CRUZ**  
 Administrative Officer IV

Certified Correct:

  
**MIAN N. FRANCISCO**  
 University Budget Officer

Submitted by:

  
**NANCY T. PASCUAL, Ed.D.,RGC.**  
 President