

MONTHLY REPORT OF DISBURSEMENTS
For the month of January 2026



SUMMARY

Particulars (1)	Previous (2)	This Month (3)	As at Date (4)
Total Disbursement Authorities Received	0.00	47,307,692.33	47,307,692.33
NCA	0.00	43,872,000.00	43,872,000.00
NTA	0.00	0.00	0.00
Working Fund	0.00	0.00	0.00
TRA	0.00	3,435,692.33	3,435,692.33
CDC	0.00	0.00	0.00
NCAA	0.00	0.00	0.00
Less: Notice of Transfer of Allocations (NTA)* issued	0.00	0.00	0.00
Total Disbursement Authorities Available	0.00	47,307,692.33	47,307,692.33
Less:	0.00	0.00	0.00
Lapsed NCA	0.00	0.00	0.00
Disbursements	0.00	39,670,944.57	39,670,944.57
Less: Other Non-Cash Disbursements	0.00	0.00	0.00
Disbursements effected through outright deductions from claims	0.00	0.00	0.00
Overpayment of expenses(e.g. personnel benefits)	0.00	0.00	0.00
Restitution for loss of government property	0.00	0.00	0.00
Liquidated damages and similar claims	0.00	0.00	0.00
Others (e.g. TEF, BTr, Docs Stamp, etc.)	0.00	0.00	0.00
Add/Less: Adjustments (e.g. cancelled/staled checks)	0.00	0.00	0.00
Balance of Disbursement Authorities as at date	0.00	7,636,747.76	7,636,747.76
Total Disbursements Program	0.00	47,307,692.33	47,307,692.33
Less: *Actual Disbursements	0.00	39,670,944.57	39,670,944.57
(Over)/Under spending	0.00	7,636,747.76	7,636,747.76

Notes: * The use of NTA is discouraged


Notes: ** Amounts should tally with the grand total disbursemnt (column 27).

Certified Correct:


MARICOR R. EUMAGUE
Accountant II

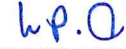
Date: February 10, 2026

Recommending Approval:


CLARISSA N. MARINO
Director for Finance Services


Date: February 10, 2026

Recommending Approval:


MARVIN P. AMOIN, Ph. D.
Vice President for Administration and Finance

Date: February 10, 2026

Approved By:


NANCY T. PASCUAL, Ed. D.
University President

Date: February 10, 2026

MONTHLY REPORT OF DISBURSEMENTS
For the month of January 2026

Department : State Universities and Colleges (SUCs)
 Agency/Entity : University of Rizal System
 Operating Unit : < not applicable >
 Organization Code (UACS) : 08 042 0000000
 Fund Cluster : 01 - Regular Agency Fund

(e.g. UACS Fund Cluster: 01-Regular Agency Fund, 02-Foreign Assisted Projects Fund, 03-Special Account-Locally Funded/Domestic Grants Fund, etc.)

Particulars	Current Year Budget					Prior Year's Budget											SUB-TOTAL
	PS	MOOE	FinEx	CO	TOTAL	Prior Year's Accounts Payable					Current Year's Accounts Payable					TOTAL	
						PS	MOOE	FinEx	CO	Sub-Total	PS	MOOE	FinEx	CO	Sub-Total		
1	2	3	4	5	6=(2+3+4+5)	7	8	9	10	11=(7+8+9+10)	12	13	14	15	16=	17=(11+16)	18=(6+17)
CASH DISBURSEMENTS	22,474,974.45	797,755.10	0.00	0.00	23,272,729.55	0.00	0.00	0.00	0.00	0.00	0.00	217,854.00	0.00	0.00	217,854.00	217,854.00	23,490,583.55
Notice of Cash Allocation (NCA)	22,474,974.45	797,755.10	0.00	0.00	23,272,729.55	0.00	0.00	0.00	0.00	0.00	0.00	217,854.00	0.00	0.00	217,854.00	217,854.00	23,490,583.55
MDS Checks Issued	667,687.15	468,579.71	0.00	0.00	1,136,266.86	0.00	0.00	0.00	0.00	0.00	0.00	217,854.00	0.00	0.00	217,854.00	217,854.00	1,354,120.86
Advice to Debit Account	21,807,287.30	329,175.39	0.00	0.00	22,136,462.69	0.00	0.00	0.00	0.00	0.00	0.00	0.00	0.00	0.00	0.00	0.00	22,136,462.69
Notice of Transfer Allocations (NTA)	0.00	0.00	0.00	0.00	0.00	0.00	0.00	0.00	0.00	0.00	0.00	0.00	0.00	0.00	0.00	0.00	0.00
MDS Checks Issued	0.00	0.00	0.00	0.00	0.00	0.00	0.00	0.00	0.00	0.00	0.00	0.00	0.00	0.00	0.00	0.00	0.00
Advice to Debit Account	0.00	0.00	0.00	0.00	0.00	0.00	0.00	0.00	0.00	0.00	0.00	0.00	0.00	0.00	0.00	0.00	0.00
Working Fund for FAPs	0.00	0.00	0.00	0.00	0.00	0.00	0.00	0.00	0.00	0.00	0.00	0.00	0.00	0.00	0.00	0.00	0.00
Cash Disbursement Ceiling (CDC)	0.00	0.00	0.00	0.00	0.00	0.00	0.00	0.00	0.00	0.00	0.00	0.00	0.00	0.00	0.00	0.00	0.00
TOTAL CASH DISBURSEMENTS	22,474,974.45	797,755.10	0.00	0.00	23,272,729.55	0.00	0.00	0.00	0.00	0.00	0.00	217,854.00	0.00	0.00	217,854.00	217,854.00	23,490,583.55
NON-CASH DISBURSEMENTS	3,374,172.51	46,996.22	0.00	0.00	3,421,168.73	0.00	0.00	0.00	0.00	0.00	0.00	14,523.60	0.00	0.00	14,523.60	14,523.60	3,435,692.33
Tax Remittance Advices Issued (TRA)	3,374,172.51	46,996.22	0.00	0.00	3,421,168.73	0.00	0.00	0.00	0.00	0.00	0.00	14,523.60	0.00	0.00	14,523.60	14,523.60	3,435,692.33
Non-Cash Availment Authority (NCAA)	0.00	0.00	0.00	0.00	0.00	0.00	0.00	0.00	0.00	0.00	0.00	0.00	0.00	0.00	0.00	0.00	0.00
Disbursements effected through outright deductions from claims (please specify...)	0.00	0.00	0.00	0.00	0.00	0.00	0.00	0.00	0.00	0.00	0.00	0.00	0.00	0.00	0.00	0.00	0.00
Overpayment of expenses(e.g. personnel benefits)	0.00	0.00	0.00	0.00	0.00	0.00	0.00	0.00	0.00	0.00	0.00	0.00	0.00	0.00	0.00	0.00	0.00
Restitution for loss of government property	0.00	0.00	0.00	0.00	0.00	0.00	0.00	0.00	0.00	0.00	0.00	0.00	0.00	0.00	0.00	0.00	0.00
Liquidated damages and similar claims	0.00	0.00	0.00	0.00	0.00	0.00	0.00	0.00	0.00	0.00	0.00	0.00	0.00	0.00	0.00	0.00	0.00
Others(TEF, BTr-Documentary Stamp Tax, etc.)	0.00	0.00	0.00	0.00	0.00	0.00	0.00	0.00	0.00	0.00	0.00	0.00	0.00	0.00	0.00	0.00	0.00
TOTAL NON-CASH DISBURSEMENTS	3,374,172.51	46,996.22	0.00	0.00	3,421,168.73	0.00	0.00	0.00	0.00	0.00	0.00	14,523.60	0.00	0.00	14,523.60	14,523.60	3,435,692.33
GRAND TOTAL	25,849,146.96	844,751.32	0.00	0.00	26,693,898.28	0.00	0.00	0.00	0.00	0.00	0.00	232,377.60	0.00	0.00	232,377.60	232,377.60	26,926,275.88

MONTHLY REPORT OF DISBURSEMENTS
For the month of January 2026

Trust Liabilities				Grand Total					Remarks
PS	MOOE	CO	TOTAL	PS	MOOE	FinEx	CO	TOTAL	
19	20	21	22=(19+20+21)	23	24	25	26	27=(23+24+25+26)	28
12,744,668.69	0.00	0.00	12,744,668.69	35,219,643.14	1,015,609.10	0.00	0.00	36,235,252.24	
12,744,668.69	0.00	0.00	12,744,668.69	35,219,643.14	1,015,609.10	0.00	0.00	36,235,252.24	
0.00	0.00	0.00	0.00	667,687.15	686,433.71	0.00	0.00	1,354,120.86	
12,744,668.69	0.00	0.00	12,744,668.69	34,551,955.99	329,175.39	0.00	0.00	34,881,131.38	
0.00	0.00	0.00	0.00	0.00	0.00	0.00	0.00	0.00	
0.00	0.00	0.00	0.00	0.00	0.00	0.00	0.00	0.00	
0.00	0.00	0.00	0.00	0.00	0.00	0.00	0.00	0.00	
0.00	0.00	0.00	0.00	0.00	0.00	0.00	0.00	0.00	
12,744,668.69	0.00	0.00	12,744,668.69	35,219,643.14	1,015,609.10	0.00	0.00	36,235,252.24	
0.00	0.00	0.00	0.00	3,374,172.51	61,519.82	0.00	0.00	3,435,692.33	
0.00	0.00	0.00	0.00	3,374,172.51	61,519.82	0.00	0.00	3,435,692.33	
0.00	0.00	0.00	0.00	0.00	0.00	0.00	0.00	0.00	
0.00	0.00	0.00	0.00	0.00	0.00	0.00	0.00	0.00	
0.00	0.00	0.00	0.00	0.00	0.00	0.00	0.00	0.00	
0.00	0.00	0.00	0.00	0.00	0.00	0.00	0.00	0.00	
0.00	0.00	0.00	0.00	0.00	0.00	0.00	0.00	0.00	
0.00	0.00	0.00	0.00	0.00	0.00	0.00	0.00	0.00	
0.00	0.00	0.00	0.00	0.00	0.00	0.00	0.00	0.00	
0.00	0.00	0.00	0.00	3,374,172.51	61,519.82	0.00	0.00	3,435,692.33	
12,744,668.69	0.00	0.00	12,744,668.69	38,593,815.65	1,077,128.92	0.00	0.00	39,670,944.57	



MONTHLY REPORT OF DISBURSEMENTS
For the month of February 2026


SUMMARY

Particulars (1)	Previous Report (2)	This Month (3)	As at Date (4)
Total Disbursement Authorities Received	47,307,692.33	47,445,366.05	94,753,058.38
NCA	43,872,000.00	43,872,000.00	87,744,000.00
NTA	0.00	0.00	0.00
Working Fund	0.00	0.00	0.00
TRA	3,435,692.33	3,573,366.05	7,009,058.38
CDC	0.00	0.00	0.00
NCAA	0.00	0.00	0.00
Less: Notice of Transfer of Allocations (NTA)* issued	0.00	0.00	0.00
Total Disbursement Authorities Available	47,307,692.33	47,445,366.05	94,753,058.38
Less:	0.00	0.00	0.00
Lapsed NCA	0.00	0.00	0.00
Disbursements	39,670,944.57	44,240,993.97	83,911,938.54
Less: Other Non-Cash Disbursements	0.00	0.00	0.00
Disbursements effected through outright deductions from claims	0.00	0.00	0.00
Overpayment of expenses(e.g. personnel benefits)	0.00	0.00	0.00
Restitution for loss of government property	0.00	0.00	0.00
Liquidated damages and similar claims	0.00	0.00	0.00
Others (e.g. TEF, BTr, Docs Stamp, etc.)	0.00	0.00	0.00
Add/Less: Adjustments (e.g. cancelled/staled checks)	0.00	0.00	0.00
Balance of Disbursement Authorities as at date	7,636,747.76	3,204,372.08	10,841,119.84
Total Disbursements Program	47,307,692.33	47,445,366.05	94,753,058.38
Less: *Actual Disbursements	39,670,944.57	44,240,993.97	83,911,938.54
(Over)/Under spending	7,636,747.76	3,204,372.08	10,841,119.84


Notes: * The use of NTA is discouraged

Notes: ** Amounts should tally with the grand total disbursements (column 27).


Certified Correct:


MARICOR R. EUMAGUE
Accountant III
Date: March 10, 2026


Recommending Approval:


CLARISSA N. MARINO
Director for Finance Services
Date: March 10, 2026

Recommending Approval:


MARVIN P. AMOIN, Ph. D.
Vice President for Administration and Finance
Date: March 10, 2026

Approved By:


NANCY T. PASCUAL, Ed. D.
University President
Date: March 10, 2026

MONTHLY REPORT OF DISBURSEMENTS
For the month of February 2026

Department : State Universities and Colleges (SUCs)

Agency/Entity : University of Rizal System

Operating Unit : < not applicable >

Organization Code (UACS) : 08 042 0000000

Fund Cluster : 01 - Regular Agency Fund

(e.g. UACS Fund Cluster: 01-Regular Agency Fund, 02-Foreign Assisted Projects Fund, 03-Special Account-Locally Funded/Domestic Grants Fund, etc.)

Particulars	Current Year Budget					Prior Year's Budget											SUB-TOTAL
	PS	MOOE	FinEx	CO	TOTAL	Prior Year's Accounts Payable					Current Year's Accounts Payable					TOTAL	
						PS	MOOE	FinEx	CO	Sub-Total	PS	MOOE	FinEx	CO	Sub-Total		
1	2	3	4	5	6=(2+3+4+5)	7	8	9	10	11=(7+8+9+10)	12	13	14	15	16=	17=(11+16)	18=(6+17)
CASH DISBURSEMENTS	25,135,225.19	2,100,573.52	0.00	0.00	27,235,798.71	0.00	655,002.34	0.00	345,451.17	1,000,453.51	0.00	0.00	0.00	0.00	0.00	1,000,453.51	28,236,252.22
Notice of Cash Allocation (NCA)	25,135,225.19	2,100,573.52	0.00	0.00	27,235,798.71	0.00	655,002.34	0.00	345,451.17	1,000,453.51	0.00	0.00	0.00	0.00	0.00	1,000,453.51	28,236,252.22
MDS Checks Issued	800,208.54	1,826,953.35	0.00	0.00	2,627,161.89	0.00	0.00	0.00	0.00	0.00	0.00	0.00	0.00	0.00	0.00	0.00	2,627,161.89
Advice to Debit Account	24,335,016.65	273,620.17	0.00	0.00	24,608,636.82	0.00	655,002.34	0.00	345,451.17	1,000,453.51	0.00	0.00	0.00	0.00	0.00	1,000,453.51	25,609,090.33
Notice of Transfer Allocations (NTA)	0.00	0.00	0.00	0.00	0.00	0.00	0.00	0.00	0.00	0.00	0.00	0.00	0.00	0.00	0.00	0.00	0.00
MDS Checks Issued	0.00	0.00	0.00	0.00	0.00	0.00	0.00	0.00	0.00	0.00	0.00	0.00	0.00	0.00	0.00	0.00	0.00
Advice to Debit Account	0.00	0.00	0.00	0.00	0.00	0.00	0.00	0.00	0.00	0.00	0.00	0.00	0.00	0.00	0.00	0.00	0.00
Working Fund for FAPs	0.00	0.00	0.00	0.00	0.00	0.00	0.00	0.00	0.00	0.00	0.00	0.00	0.00	0.00	0.00	0.00	0.00
Cash Disbursement Ceiling (CDC)	0.00	0.00	0.00	0.00	0.00	0.00	0.00	0.00	0.00	0.00	0.00	0.00	0.00	0.00	0.00	0.00	0.00
TOTAL CASH DISBURSEMENTS	25,135,225.19	2,100,573.52	0.00	0.00	27,235,798.71	0.00	655,002.34	0.00	345,451.17	1,000,453.51	0.00	0.00	0.00	0.00	0.00	1,000,453.51	28,236,252.22
NON-CASH DISBURSEMENTS	3,437,721.80	99,849.76	0.00	0.00	3,537,571.56	0.00	16,240.66	0.00	19,553.83	35,794.49	0.00	0.00	0.00	0.00	0.00	35,794.49	3,573,366.05
Tax Remittance Advices Issued (TRA)	3,437,721.80	99,849.76	0.00	0.00	3,537,571.56	0.00	16,240.66	0.00	19,553.83	35,794.49	0.00	0.00	0.00	0.00	0.00	35,794.49	3,573,366.05
Non-Cash Availment Authority (NCAA)	0.00	0.00	0.00	0.00	0.00	0.00	0.00	0.00	0.00	0.00	0.00	0.00	0.00	0.00	0.00	0.00	0.00
Disbursements effected through outright deductions from claims (please specify...)	0.00	0.00	0.00	0.00	0.00	0.00	0.00	0.00	0.00	0.00	0.00	0.00	0.00	0.00	0.00	0.00	0.00
Overpayment of expenses(e.g. personnel benefits)	0.00	0.00	0.00	0.00	0.00	0.00	0.00	0.00	0.00	0.00	0.00	0.00	0.00	0.00	0.00	0.00	0.00
Restitution for loss of government property	0.00	0.00	0.00	0.00	0.00	0.00	0.00	0.00	0.00	0.00	0.00	0.00	0.00	0.00	0.00	0.00	0.00
Liquidated damages and similar claims	0.00	0.00	0.00	0.00	0.00	0.00	0.00	0.00	0.00	0.00	0.00	0.00	0.00	0.00	0.00	0.00	0.00
Others(TEF, BTr-Documentary Stamp Tax, etc.)	0.00	0.00	0.00	0.00	0.00	0.00	0.00	0.00	0.00	0.00	0.00	0.00	0.00	0.00	0.00	0.00	0.00
TOTAL NON-CASH DISBURSEMENTS	3,437,721.80	99,849.76	0.00	0.00	3,537,571.56	0.00	16,240.66	0.00	19,553.83	35,794.49	0.00	0.00	0.00	0.00	0.00	35,794.49	3,573,366.05
GRAND TOTAL	28,572,946.99	2,200,423.28	0.00	0.00	30,773,370.27	0.00	671,243.00	0.00	365,005.00	1,036,248.00	0.00	0.00	0.00	0.00	0.00	1,036,248.00	31,809,618.27

MONTHLY REPORT OF DISBURSEMENTS
For the month of February 2026

Trust Liabilities				Grand Total					Remarks
PS	MOOE	CO	TOTAL	PS	MOOE	FinEx	CO	TOTAL	
19	20	21	22=(19+20+21)	23	24	25	26	27=(23+24+25+26)	28
12,431,375.70	0.00	0.00	12,431,375.70	37,566,600.89	2,755,575.86	0.00	345,451.17	40,667,627.92	
12,431,375.70	0.00	0.00	12,431,375.70	37,566,600.89	2,755,575.86	0.00	345,451.17	40,667,627.92	
0.00	0.00	0.00	0.00	800,208.54	1,826,953.35	0.00	0.00	2,627,161.89	
12,431,375.70	0.00	0.00	12,431,375.70	36,766,392.35	928,622.51	0.00	345,451.17	38,040,466.03	
0.00	0.00	0.00	0.00	0.00	0.00	0.00	0.00	0.00	
0.00	0.00	0.00	0.00	0.00	0.00	0.00	0.00	0.00	
0.00	0.00	0.00	0.00	0.00	0.00	0.00	0.00	0.00	
0.00	0.00	0.00	0.00	0.00	0.00	0.00	0.00	0.00	
0.00	0.00	0.00	0.00	0.00	0.00	0.00	0.00	0.00	
12,431,375.70	0.00	0.00	12,431,375.70	37,566,600.89	2,755,575.86	0.00	345,451.17	40,667,627.92	
0.00	0.00	0.00	0.00	3,437,721.80	116,090.42	0.00	19,553.83	3,573,366.05	
0.00	0.00	0.00	0.00	3,437,721.80	116,090.42	0.00	19,553.83	3,573,366.05	
0.00	0.00	0.00	0.00	0.00	0.00	0.00	0.00	0.00	
0.00	0.00	0.00	0.00	0.00	0.00	0.00	0.00	0.00	
0.00	0.00	0.00	0.00	0.00	0.00	0.00	0.00	0.00	
0.00	0.00	0.00	0.00	0.00	0.00	0.00	0.00	0.00	
0.00	0.00	0.00	0.00	0.00	0.00	0.00	0.00	0.00	
0.00	0.00	0.00	0.00	3,437,721.80	116,090.42	0.00	19,553.83	3,573,366.05	
12,431,375.70	0.00	0.00	12,431,375.70	41,004,322.69	2,871,666.28	0.00	365,005.00	44,240,993.97	

MONTHLY REPORT OF DISBURSEMENTS

For the month of March 2026

SUMMARY

Particulars	Previous Report	This Month	As at Date
(1)	(2)	(3)	(4)
Total Disbursement Authorities Received	94,753,058.38	81,171,662.16	175,924,720.54
NCA	87,744,000.00	77,146,707.00	164,890,707.00
NTA	0.00	0.00	0.00
Working Fund	0.00	0.00	0.00
TRA	7,009,058.38	4,024,955.16	11,034,013.54
CDC	0.00	0.00	0.00
NCAA	0.00	0.00	0.00
Less: Notice of Transfer of Allocations (NTA)* issued	0.00	0.00	0.00
Total Disbursement Authorities Available	94,753,058.38	81,171,662.16	175,924,720.54
Less:	0.00	0.00	0.00
Lapsed NCA	0.00	5.03	5.03
Disbursements	83,911,938.54	92,012,776.97	175,924,715.51
Less: Other Non-Cash Disbursements	0.00	0.00	0.00
Disbursements effected through outright deductions from claims	0.00	0.00	0.00
Overpayment of expenses(e.g. personnel benefits)	0.00	0.00	0.00
Restitution for loss of government property	0.00	0.00	0.00
Liquidated damages and similar claims	0.00	0.00	0.00
Others (e.g. TEF, BTr, Docs Stamp, etc.)	0.00	0.00	0.00
Add/Less: Adjustments (e.g. cancelled/staled checks)	0.00	0.00	0.00
Balance of Disbursement Authorities as at date	10,841,119.84	(10,841,119.84)	0.00
Total Disbursements Program	94,753,058.38	81,171,662.16	175,924,720.54
Less: *Actual Disbursements	83,911,938.54	92,012,782.00	175,924,720.54
(Over)/Under spending	10,841,119.84	(10,841,119.84)	0.00



Notes: * The use of NTA is discouraged
 Notes: ** Amounts should tally with the grand total disbursement (column 27).

Certified Correct:

MARICOR R. EUMAGUE
 Accountant III
 Date: April 10, 2026

Recommending Approval:

CLARISSA N. MARINO
 Director for Finance Services
 Date: April 10, 2026

Recommending Approval:

MARVIN P. AMOIN, Ph. D.
 Vice President for Administration and Finance
 Date: April 10, 2026

Approved By:

NANCY T. PASCUAL, Ed. D., RGC.
 University President
 Date: April 10, 2026

MONTHLY REPORT OF DISBURSEMENTS
For the month of March 2026

Department : State Universities and Colleges (SUCs)
 Agency/Entity : University of Rizal System
 Operating Unit : < not applicable >
 Organization Code (UACS) : 08 042 0000000
 Fund Cluster : 01 - Regular Agency Fund

(e.g. UACS Fund Cluster: 01-Regular Agency Fund, 02-Foreign Assisted Projects Fund, 03-Special Account-Locally Funded/Domestic Grants Fund, etc.)

Particulars	Current Year Budget					Prior Year's Budget											SUB-TOTAL
	PS	MOOE	FinEx	CO	TOTAL	Prior Year's Accounts Payable					Current Year's Accounts Payable					TOTAL	
						PS	MOOE	FinEx	CO	Sub-Total	PS	MOOE	FinEx	CO	Sub-Total		
1	2	3	4	5	6=(2+3+4+5)	7	8	9	10	11=(7+8+9+10)	12	13	14	15	16=	17=(11+16)	18=(6+17)
CASH DISBURSEMENTS	35,146,241.90	37,976,010.46	0.00	0.00	73,122,252.36	0.00	1,320,722.96	0.00	0.00	1,320,722.96	0.00	0.00	0.00	529,993.37	529,993.37	1,850,716.33	74,972,968.69
Notice of Cash Allocation (NCA)	35,146,241.90	37,976,010.46	0.00	0.00	73,122,252.36	0.00	1,320,722.96	0.00	0.00	1,320,722.96	0.00	0.00	0.00	529,993.37	529,993.37	1,850,716.33	74,972,968.69
MDS Checks Issued	1,317,419.41	2,936,566.19	0.00	0.00	4,253,985.60	0.00	0.00	0.00	0.00	0.00	0.00	0.00	0.00	0.00	0.00	0.00	4,253,985.60
Advice to Debit Account	33,828,822.49	35,039,444.27	0.00	0.00	68,868,266.76	0.00	1,320,722.96	0.00	0.00	1,320,722.96	0.00	0.00	0.00	529,993.37	529,993.37	1,850,716.33	70,718,983.09
Notice of Transfer Allocations (NTA)	0.00	0.00	0.00	0.00	0.00	0.00	0.00	0.00	0.00	0.00	0.00	0.00	0.00	0.00	0.00	0.00	0.00
MDS Checks Issued	0.00	0.00	0.00	0.00	0.00	0.00	0.00	0.00	0.00	0.00	0.00	0.00	0.00	0.00	0.00	0.00	0.00
Advice to Debit Account	0.00	0.00	0.00	0.00	0.00	0.00	0.00	0.00	0.00	0.00	0.00	0.00	0.00	0.00	0.00	0.00	0.00
Working Fund for FAPs	0.00	0.00	0.00	0.00	0.00	0.00	0.00	0.00	0.00	0.00	0.00	0.00	0.00	0.00	0.00	0.00	0.00
Cash Disbursement Ceiling (CDC)	0.00	0.00	0.00	0.00	0.00	0.00	0.00	0.00	0.00	0.00	0.00	0.00	0.00	0.00	0.00	0.00	0.00
TOTAL CASH DISBURSEMENTS	35,146,241.90	37,976,010.46	0.00	0.00	73,122,252.36	0.00	1,320,722.96	0.00	0.00	1,320,722.96	0.00	0.00	0.00	529,993.37	529,993.37	1,850,716.33	74,972,968.69
NON-CASH DISBURSEMENTS	3,725,804.14	219,448.38	0.00	0.00	3,945,252.52	0.00	49,703.01	0.00	0.00	49,703.01	0.00	0.00	0.00	29,999.63	29,999.63	79,702.64	4,024,955.16
Tax Remittance Advices Issued (TRA)	3,725,804.14	219,448.38	0.00	0.00	3,945,252.52	0.00	49,703.01	0.00	0.00	49,703.01	0.00	0.00	0.00	29,999.63	29,999.63	79,702.64	4,024,955.16
Non-Cash Availment Authority (NCAA)	0.00	0.00	0.00	0.00	0.00	0.00	0.00	0.00	0.00	0.00	0.00	0.00	0.00	0.00	0.00	0.00	0.00
Disbursements effected through outright deductions from claims (please specify...)	0.00	0.00	0.00	0.00	0.00	0.00	0.00	0.00	0.00	0.00	0.00	0.00	0.00	0.00	0.00	0.00	0.00
Overpayment of expenses(e.g. personnel benefits)	0.00	0.00	0.00	0.00	0.00	0.00	0.00	0.00	0.00	0.00	0.00	0.00	0.00	0.00	0.00	0.00	0.00
Restitution for loss of government property	0.00	0.00	0.00	0.00	0.00	0.00	0.00	0.00	0.00	0.00	0.00	0.00	0.00	0.00	0.00	0.00	0.00
Liquidated damages and similar claims	0.00	0.00	0.00	0.00	0.00	0.00	0.00	0.00	0.00	0.00	0.00	0.00	0.00	0.00	0.00	0.00	0.00
Others(TEF, BTr-Documentary Stamp Tax, etc.)	0.00	0.00	0.00	0.00	0.00	0.00	0.00	0.00	0.00	0.00	0.00	0.00	0.00	0.00	0.00	0.00	0.00
TOTAL NON-CASH DISBURSEMENTS	3,725,804.14	219,448.38	0.00	0.00	3,945,252.52	0.00	49,703.01	0.00	0.00	49,703.01	0.00	0.00	0.00	29,999.63	29,999.63	79,702.64	4,024,955.16
GRAND TOTAL	38,872,046.04	38,195,458.84	0.00	0.00	77,067,504.88	0.00	1,370,425.97	0.00	0.00	1,370,425.97	0.00	0.00	0.00	559,993.00	559,993.00	1,930,418.97	78,997,923.85

MONTHLY REPORT OF DISBURSEMENTS
For the month of March 2026

Trust Liabilities				Grand Total					Remarks
PS	MOOE	CO	TOTAL	PS	MOOE	FinEx	CO	TOTAL	
19	20	21	22=(19+20+21)	23	24	25	26	27=(23+24+25+26)	28
13,014,853.12	0.00	0.00	13,014,853.12	48,161,095.02	39,296,733.42	0.00	529,993.37	87,987,821.81	
13,014,853.12	0.00	0.00	13,014,853.12	48,161,095.02	39,296,733.42	0.00	529,993.37	87,987,821.81	
0.00	0.00	0.00	0.00	1,317,419.41	2,936,566.19	0.00	0.00	4,253,985.60	
13,014,853.12	0.00	0.00	13,014,853.12	46,843,675.61	36,360,167.23	0.00	529,993.37	83,733,836.21	
0.00	0.00	0.00	0.00	0.00	0.00	0.00	0.00	0.00	
0.00	0.00	0.00	0.00	0.00	0.00	0.00	0.00	0.00	
0.00	0.00	0.00	0.00	0.00	0.00	0.00	0.00	0.00	
0.00	0.00	0.00	0.00	0.00	0.00	0.00	0.00	0.00	
0.00	0.00	0.00	0.00	0.00	0.00	0.00	0.00	0.00	
13,014,853.12	0.00	0.00	13,014,853.12	48,161,095.02	39,296,733.42	0.00	529,993.37	87,987,821.81	
0.00	0.00	0.00	0.00	3,725,804.14	269,151.39	0.00	29,999.63	4,024,955.16	
0.00	0.00	0.00	0.00	3,725,804.14	269,151.39	0.00	29,999.63	4,024,955.16	
0.00	0.00	0.00	0.00	0.00	0.00	0.00	0.00	0.00	
0.00	0.00	0.00	0.00	0.00	0.00	0.00	0.00	0.00	
0.00	0.00	0.00	0.00	0.00	0.00	0.00	0.00	0.00	
0.00	0.00	0.00	0.00	0.00	0.00	0.00	0.00	0.00	
0.00	0.00	0.00	0.00	0.00	0.00	0.00	0.00	0.00	
0.00	0.00	0.00	0.00	0.00	0.00	0.00	0.00	0.00	
0.00	0.00	0.00	0.00	0.00	0.00	0.00	0.00	0.00	
0.00	0.00	0.00	0.00	3,725,804.14	269,151.39	0.00	29,999.63	4,024,955.16	
13,014,853.12	0.00	0.00	13,014,853.12	51,886,899.16	39,565,884.81	0.00	559,993.00	92,012,776.97	