


Balances		
Unutilized Budget	Unpaid Obligations (10-15)=(17+18)	
	Due and Demandable	Not Yet Due and Demandable
16=(5-10)	17	18
83,285,505.87	0.00	0.00
83,285,505.87	0.00	0.00
1,607,192.50	0.00	0.00
18,708,887.61	0.00	0.00
62,969,425.76	0.00	0.00
83,285,505.87	0.00	0.00
1,607,192.50	0.00	0.00
18,708,887.61	0.00	0.00
0.00	0.00	0.00
62,969,425.76	0.00	0.00
157,347,275.18	0.00	0.00
129,196,412.71	0.00	0.00
129,196,412.71	0.00	0.00
129,196,412.71	0.00	0.00
35,571,287.63	0.00	0.00
67,729,690.72	0.00	0.00
25,895,434.36	0.00	0.00
19,377,978.52	0.00	0.00
10,102,066.60	0.00	0.00
10,102,066.60	0.00	0.00
8,179,370.00	0.00	0.00
1,667,696.60	0.00	0.00
255,000.00	0.00	0.00
9,275,911.92	0.00	0.00
9,275,911.92	0.00	0.00
3,698,002.70	0.00	0.00
4,977,634.02	0.00	0.00
600,275.20	0.00	0.00
8,772,883.95	0.00	0.00
8,772,883.95	0.00	0.00
8,772,883.95	0.00	0.00
2,665,834.44	0.00	0.00
5,385,856.39	0.00	0.00
721,193.12	0.00	0.00


Sub-Total, Operations	172,599,233.46	0.00	172,599,233.46	15,251,958.28	0.00	0.00	0.00	15,251,958.28	15,251,958.28	0.00	0.00	0.00	15,251,958.28
PS	59,420,287.75	0.00	59,420,287.75	9,305,792.98	0.00	0.00	0.00	9,305,792.98	9,305,792.98	0.00	0.00	0.00	9,305,792.98
MOOE	85,707,043.03	0.00	85,707,043.03	5,946,165.30	0.00	0.00	0.00	5,946,165.30	5,946,165.30	0.00	0.00	0.00	5,946,165.30
FinEx (if Applicable)	0.00	0.00	0.00	0.00	0.00	0.00	0.00	0.00	0.00	0.00	0.00	0.00	0.00
CO	27,471,902.68	0.00	27,471,902.68	0.00	0.00	0.00	0.00	0.00	0.00	0.00	0.00	0.00	0.00
GRAND TOTAL	256,689,745.50	0.00	256,689,745.50	16,056,964.45	0.00	0.00	0.00	16,056,964.45	16,056,964.45	0.00	0.00	0.00	16,056,964.45
PS	61,483,017.75	0.00	61,483,017.75	9,761,330.48	0.00	0.00	0.00	9,761,330.48	9,761,330.48	0.00	0.00	0.00	9,761,330.48
MOOE	104,765,399.31	0.00	104,765,399.31	6,295,633.97	0.00	0.00	0.00	6,295,633.97	6,295,633.97	0.00	0.00	0.00	6,295,633.97
FinEx (if Applicable)	0.00	0.00	0.00	0.00	0.00	0.00	0.00	0.00	0.00	0.00	0.00	0.00	0.00
CO	90,441,328.44	0.00	90,441,328.44	0.00	0.00	0.00	0.00	0.00	0.00	0.00	0.00	0.00	0.00


This report was generated using the Unified Reporting System; Status : SUBMITTED; Date Printed : April 27, 2026 1:04 PM; Date of initial submission : April 27, 2026 12:59 PM; Date of final submission : April 27, 2026 12:59 PM

Prepared By:



LYNRYD A. GUTIERREZ
 Administrative Officer II
 Date: April 27, 2026 12:57 PM


Certified Correct:


MIAN N. FRANCISCO
 University Budget Officer
 Date: April 27, 2026 12:57 PM



MARIADOR R. EUMAGUE
 Accountant III /
 Head, Accounting Unit
 Date: April 27, 2026 12:57 PM

Recommending Approval By:


CLARISSA N. MARINO
 Chief Administrative Officer
 Date: April 27, 2026 12:58 PM


MARVIN P. AMOIN, Ph.D.
 Vice President for Administration and Finance
 Date: April 27, 2026 12:58 PM

Approved By:


NANCY T. PASCUAL, Ed.D., RGC.
 SUC President
 Date: April 27, 2026 06:59 PM

This report was generated using the Unified Reporting System; Status : SUBMITTED; Date Printed : April 27, 2026 1:04 PM; Date of initial submission : April 27, 2026 12:59 PM; Date of final submission : April 27, 2026 12:59 PM

157,347,275.18	0.00	0.00
50,114,494.77	0.00	0.00
79,760,877.73	0.00	0.00
0.00	0.00	0.00
27,471,902.68	0.00	0.00
240,632,781.05	0.00	0.00
51,721,687.27	0.00	0.00
98,469,765.34	0.00	0.00
0.00	0.00	0.00
90,441,328.44	0.00	0.00

Page 1 of 2


Page 2 of 2

STATEMENT OF APPROVED BUDGET, UTILIZATIONS, DISBURSEMENTS AND BALANCES
(For Off-Budgetary Funds)
As at the Quarter Ending March 31, 2026


Department : State Universities and Colleges (SUCs)
 Agency/Entity : University of Rizal System
 Operating Unit : < not applicable >
 Organization Code (UACS) : 08 042 0000000
 Fund Cluster : 06 - Business Related Funds
 (e.g. UACS Fund Cluster: 05-Internally Generated Funds and 06-Business Related Funds)

Particulars	UACS CODE	Approved Budget			Utilizations					Disbursements				
		Approved Budgeted Revenue	Adjustments (Reductions, Modifications/ Augmentations)	Adjusted Budgeted Revenue	1st Quarter Ending March 31	2nd Quarter Ending June 30	3rd Quarter Ending September 30	4th Quarter Ending December 31	Total	1st Quarter Ending March 31	2nd Quarter Ending June 30	3rd Quarter Ending September 30	4th Quarter Ending December 31	Total
1	2	3	4	5=[(3+(-)4)]	6	7	8	9	10=(6+7+8+9)	11	12	13	14	15=(11+12+13+14)
General Administration and Support	1000000000000000	25,143,666.50	0.00	25,143,666.50	483,802.80	0.00	0.00	0.00	483,802.80	483,802.80	0.00	0.00	0.00	483,802.80
General Management and Supervision	100000100001000	25,143,666.50	0.00	25,143,666.50	483,802.80	0.00	0.00	0.00	483,802.80	483,802.80	0.00	0.00	0.00	483,802.80
PS		798,630.00	0.00	798,630.00	185,376.21	0.00	0.00	0.00	185,376.21	185,376.21	0.00	0.00	0.00	185,376.21
MOOE		19,116,848.50	0.00	19,116,848.50	298,426.59	0.00	0.00	0.00	298,426.59	298,426.59	0.00	0.00	0.00	298,426.59
CO		5,228,188.00	0.00	5,228,188.00	0.00	0.00	0.00	0.00	0.00	0.00	0.00	0.00	0.00	0.00
Sub-Total, General Administration and Support		25,143,666.50	0.00	25,143,666.50	483,802.80	0.00	0.00	0.00	483,802.80	483,802.80	0.00	0.00	0.00	483,802.80
PS		798,630.00	0.00	798,630.00	185,376.21	0.00	0.00	0.00	185,376.21	185,376.21	0.00	0.00	0.00	185,376.21
MOOE		19,116,848.50	0.00	19,116,848.50	298,426.59	0.00	0.00	0.00	298,426.59	298,426.59	0.00	0.00	0.00	298,426.59
FinEx (if Applicable)		0.00	0.00	0.00	0.00	0.00	0.00	0.00	0.00	0.00	0.00	0.00	0.00	0.00
CO		5,228,188.00	0.00	5,228,188.00	0.00	0.00	0.00	0.00	0.00	0.00	0.00	0.00	0.00	0.00
GRAND TOTAL		25,143,666.50	0.00	25,143,666.50	483,802.80	0.00	0.00	0.00	483,802.80	483,802.80	0.00	0.00	0.00	483,802.80
PS		798,630.00	0.00	798,630.00	185,376.21	0.00	0.00	0.00	185,376.21	185,376.21	0.00	0.00	0.00	185,376.21
MOOE		19,116,848.50	0.00	19,116,848.50	298,426.59	0.00	0.00	0.00	298,426.59	298,426.59	0.00	0.00	0.00	298,426.59
FinEx (if Applicable)		0.00	0.00	0.00	0.00	0.00	0.00	0.00	0.00	0.00	0.00	0.00	0.00	0.00
CO		5,228,188.00	0.00	5,228,188.00	0.00	0.00	0.00	0.00	0.00	0.00	0.00	0.00	0.00	0.00


Prepared By:



WOHEH YVONNE R. LAGMAN
 Administrative Assistant II
 Date: April 27, 2026 01:06 PM


Certified Correct:


MIAN N. FRANCISCO
 University Budget Officer
 Date: April 27, 2026 01:06 PM


Recommending Approval By:


MARICOR R. EUMAGUE
 Accountant III V
 Head, Accounting Unit
 Date: April 27, 2026 01:07 PM


CLARISSA N. MARINO
 Chief Administrative Officer
 Date: April 27, 2026 01:07 PM


MARVIN P. AMOIN, Ph.D.
 Vice President for Administration and Finance
 Date: April 27, 2026 01:08 PM

Approved By:


NANCY T. PASCUAL, Ed.D., RGC.
 SUC President
 Date: April 27, 2026 01:08 PM

Balances		
Unutilized Budget	Unpaid Obligations (10-15)=(17+18)	
	Due and Demandable	Not Yet Due and Demandable
16=(5-10)	17	18
24,659,863.70	0.00	0.00
24,659,863.70	0.00	0.00
613,253.79	0.00	0.00
18,818,421.91	0.00	0.00
5,228,188.00	0.00	0.00
24,659,863.70	0.00	0.00
613,253.79	0.00	0.00
18,818,421.91	0.00	0.00
0.00	0.00	0.00
5,228,188.00	0.00	0.00
24,659,863.70	0.00	0.00
613,253.79	0.00	0.00
18,818,421.91	0.00	0.00
0.00	0.00	0.00
5,228,188.00	0.00	0.00