

SUMMARY OF APPROPRIATIONS, ALLOTMENTS, OBLIGATIONS, DISBURSEMENTS AND BALANCES BY OBJECT OF EXPENDITURES

As at the Quarter Ending March 31, 2026

Department : State Universities and Colleges (SUCs)
 Agency/Entity : University of Rizal System
 Operating Unit : < not applicable >
 Organization Code (UACS) : 08 042 000000
 Fund Cluster : 01 - Regular Agency Fund
 (e.g. UACS Fund Cluster: 01-Regular Agency Fund, 02-Foreign Assisted Projects Fund, 03-Special Account-Locally Funded/Domestic Grants Fund, and 04-Special Account-Foreign Assisted/Foreign Grants Fund)

X	Current Year Appropriations
	Supplemental Appropriations
	Continuing Appropriations

Particulars	UACS CODE	Appropriations			Allotments					Obligations				
		Authorized Appropriations	Adjustments (Transfer To/From, Modifications/ Augmentations)	Adjusted Appropriations	Allotments Received	Adjustments (Reductions, Modifications/ Augmentations)	Transfer To	Transfer From	Adjusted Allotments	1st Quarter Ending March 31	2nd Quarter Ending June 30	3rd Quarter Ending September 30	4th Quarter Ending December 31	Total
1	2	3	4	5=(3+4)	6	7	8	9	10={{6+(-)7}-8+9}	11	12	13	14	15=(11+12+13+14)
SUMMARY		982,906,000.00	0.00	982,906,000.00	828,468,000.00	0.00	0.00	0.00	828,468,000.00	139,925,697.12	0.00	0.00	0.00	139,925,697.12
A. AGENCY SPECIFIC BUDGET		933,274,000.00	0.00	933,274,000.00	778,836,000.00	0.00	0.00	0.00	778,836,000.00	128,459,470.03	0.00	0.00	0.00	128,459,470.03
Personnel Services		678,155,000.00	0.00	678,155,000.00	535,717,000.00	0.00	0.00	0.00	535,717,000.00	120,839,781.76	0.00	0.00	0.00	120,839,781.76
Salaries and Wages		417,923,000.00	0.00	417,923,000.00	417,923,000.00	0.00	0.00	0.00	417,923,000.00	108,411,412.61	0.00	0.00	0.00	108,411,412.61
Salaries and Wages - Regular	5010101000	413,601,000.00	0.00	413,601,000.00	413,601,000.00	0.00	0.00	0.00	413,601,000.00	107,563,088.71	0.00	0.00	0.00	107,563,088.71
Basic Salary - Civilian	5010101001	413,601,000.00	0.00	413,601,000.00	413,601,000.00	0.00	0.00	0.00	413,601,000.00	107,563,088.71	0.00	0.00	0.00	107,563,088.71
Salaries and Wages - Casual/Contractual	5010102000	4,322,000.00	0.00	4,322,000.00	4,322,000.00	0.00	0.00	0.00	4,322,000.00	848,323.90	0.00	0.00	0.00	848,323.90
Other Compensation		102,963,000.00	0.00	102,963,000.00	102,963,000.00	0.00	0.00	0.00	102,963,000.00	9,143,263.62	0.00	0.00	0.00	9,143,263.62
Personal Economic Relief Allowance (PERA)	5010201000	16,704,000.00	0.00	16,704,000.00	16,704,000.00	0.00	0.00	0.00	16,704,000.00	4,114,610.72	0.00	0.00	0.00	4,114,610.72
PERA - Civilian	5010201001	16,704,000.00	0.00	16,704,000.00	16,704,000.00	0.00	0.00	0.00	16,704,000.00	4,114,610.72	0.00	0.00	0.00	4,114,610.72
Representation Allowance (RA)	5010202000	210,000.00	0.00	210,000.00	210,000.00	0.00	0.00	0.00	210,000.00	58,500.00	0.00	0.00	0.00	58,500.00
Transportation Allowance (TA)	5010203000	210,000.00	0.00	210,000.00	210,000.00	0.00	0.00	0.00	210,000.00	21,666.69	0.00	0.00	0.00	21,666.69
Transportation Allowance (TA)	5010203001	210,000.00	0.00	210,000.00	210,000.00	0.00	0.00	0.00	210,000.00	21,666.69	0.00	0.00	0.00	21,666.69
Clothing/Uniform Allowance	5010204000	4,872,000.00	0.00	4,872,000.00	4,872,000.00	0.00	0.00	0.00	4,872,000.00	4,690,000.00	0.00	0.00	0.00	4,690,000.00
Clothing/Uniform Allowance - Civilian	5010204001	4,872,000.00	0.00	4,872,000.00	4,872,000.00	0.00	0.00	0.00	4,872,000.00	4,690,000.00	0.00	0.00	0.00	4,690,000.00
Subsistence Allowance (SA)	5010205000	66,000.00	0.00	66,000.00	66,000.00	0.00	0.00	0.00	66,000.00	9,125.00	0.00	0.00	0.00	9,125.00
Subsistence Allowance - Magna Carta for Public Health Workers under R.A. 7305	5010205003	66,000.00	0.00	66,000.00	66,000.00	0.00	0.00	0.00	66,000.00	9,125.00	0.00	0.00	0.00	9,125.00
Laundry Allowance (LA)	5010206000	9,000.00	0.00	9,000.00	9,000.00	0.00	0.00	0.00	9,000.00	1,244.31	0.00	0.00	0.00	1,244.31
Laundry Allowance - Magna Carta Benefits for Public Health Workers under R.A. 7305	5010206004	9,000.00	0.00	9,000.00	9,000.00	0.00	0.00	0.00	9,000.00	1,244.31	0.00	0.00	0.00	1,244.31
Honoraria	5010210000	2,182,000.00	0.00	2,182,000.00	2,182,000.00	0.00	0.00	0.00	2,182,000.00	133,500.00	0.00	0.00	0.00	133,500.00
Honoraria - Civilian	5010210001	2,182,000.00	0.00	2,182,000.00	2,182,000.00	0.00	0.00	0.00	2,182,000.00	133,500.00	0.00	0.00	0.00	133,500.00
Hazard Pay (HP)	5010211000	688,000.00	0.00	688,000.00	688,000.00	0.00	0.00	0.00	688,000.00	114,616.90	0.00	0.00	0.00	114,616.90
HP - Magna Carta Benefits for Public Health Workers under R.A. 7305	5010211005	688,000.00	0.00	688,000.00	688,000.00	0.00	0.00	0.00	688,000.00	114,616.90	0.00	0.00	0.00	114,616.90
Year End Bonus	5010214000	34,466,000.00	0.00	34,466,000.00	34,466,000.00	0.00	0.00	0.00	34,466,000.00	0.00	0.00	0.00	0.00	0.00
Bonus - Civilian	5010214001	34,466,000.00	0.00	34,466,000.00	34,466,000.00	0.00	0.00	0.00	34,466,000.00	0.00	0.00	0.00	0.00	0.00
Cash Gift	5010215000	3,480,000.00	0.00	3,480,000.00	3,480,000.00	0.00	0.00	0.00	3,480,000.00	0.00	0.00	0.00	0.00	0.00
Cash Gift - Civilian	5010215001	3,480,000.00	0.00	3,480,000.00	3,480,000.00	0.00	0.00	0.00	3,480,000.00	0.00	0.00	0.00	0.00	0.00
Mid-Year Bonus - Civilian	5010216000	34,466,000.00	0.00	34,466,000.00	34,466,000.00	0.00	0.00	0.00	34,466,000.00	0.00	0.00	0.00	0.00	0.00
Mid-Year Bonus - Civilian	5010216001	34,466,000.00	0.00	34,466,000.00	34,466,000.00	0.00	0.00	0.00	34,466,000.00	0.00	0.00	0.00	0.00	0.00
Other Bonuses and Allowances	5010299000	5,610,000.00	0.00	5,610,000.00	5,610,000.00	0.00	0.00	0.00	5,610,000.00	0.00	0.00	0.00	0.00	0.00
Productivity Enhancement Incentive - Civilian	5010299012	3,480,000.00	0.00	3,480,000.00	3,480,000.00	0.00	0.00	0.00	3,480,000.00	0.00	0.00	0.00	0.00	0.00
Anniversary Bonus - Civilian	5010299038	2,130,000.00	0.00	2,130,000.00	2,130,000.00	0.00	0.00	0.00	2,130,000.00	0.00	0.00	0.00	0.00	0.00

X	Current Year Appropriations
	Supplemental Appropriations
	Continuing Appropriations

Disbursements					Balances			
1st Quarter Ending March 31	2nd Quarter Ending June 30	3rd Quarter Ending September 30	4th Quarter Ending December 31	Total	Unreleased Appropriations	Unobligated Allotments	Unpaid Obligations (15-20)=(23+24)	
16	17	18	19	20=(16+17+18+19)	21=(5-10)	22=(10-15)	Due and Demandable 23	Not Yet Due and Demandable 24
139,925,697.12	0.00	0.00	0.00	139,925,697.12	154,438,000.00	688,542,302.88	0.00	0.00
128,459,470.03	0.00	0.00	0.00	128,459,470.03	154,438,000.00	650,376,529.97	0.00	0.00
120,839,781.76	0.00	0.00	0.00	120,839,781.76	142,438,000.00	414,877,218.24	0.00	0.00
108,411,412.61	0.00	0.00	0.00	108,411,412.61	0.00	309,511,587.39	0.00	0.00
107,563,088.71	0.00	0.00	0.00	107,563,088.71	0.00	306,037,911.29	0.00	0.00
107,563,088.71	0.00	0.00	0.00	107,563,088.71	0.00	306,037,911.29	0.00	0.00
848,323.90	0.00	0.00	0.00	848,323.90	0.00	3,473,676.10	0.00	0.00
9,143,263.62	0.00	0.00	0.00	9,143,263.62	0.00	93,819,736.38	0.00	0.00
4,114,610.72	0.00	0.00	0.00	4,114,610.72	0.00	12,589,389.28	0.00	0.00
4,114,610.72	0.00	0.00	0.00	4,114,610.72	0.00	12,589,389.28	0.00	0.00
58,500.00	0.00	0.00	0.00	58,500.00	0.00	151,500.00	0.00	0.00
21,666.69	0.00	0.00	0.00	21,666.69	0.00	188,333.31	0.00	0.00
21,666.69	0.00	0.00	0.00	21,666.69	0.00	188,333.31	0.00	0.00
4,690,000.00	0.00	0.00	0.00	4,690,000.00	0.00	182,000.00	0.00	0.00
4,690,000.00	0.00	0.00	0.00	4,690,000.00	0.00	182,000.00	0.00	0.00
9,125.00	0.00	0.00	0.00	9,125.00	0.00	56,875.00	0.00	0.00
9,125.00	0.00	0.00	0.00	9,125.00	0.00	56,875.00	0.00	0.00
1,244.31	0.00	0.00	0.00	1,244.31	0.00	7,755.69	0.00	0.00
1,244.31	0.00	0.00	0.00	1,244.31	0.00	7,755.69	0.00	0.00
133,500.00	0.00	0.00	0.00	133,500.00	0.00	2,048,500.00	0.00	0.00
133,500.00	0.00	0.00	0.00	133,500.00	0.00	2,048,500.00	0.00	0.00
114,616.90	0.00	0.00	0.00	114,616.90	0.00	573,383.10	0.00	0.00
114,616.90	0.00	0.00	0.00	114,616.90	0.00	573,383.10	0.00	0.00
0.00	0.00	0.00	0.00	0.00	0.00	34,466,000.00	0.00	0.00
0.00	0.00	0.00	0.00	0.00	0.00	34,466,000.00	0.00	0.00
0.00	0.00	0.00	0.00	0.00	0.00	3,480,000.00	0.00	0.00
0.00	0.00	0.00	0.00	0.00	0.00	3,480,000.00	0.00	0.00
0.00	0.00	0.00	0.00	0.00	0.00	34,466,000.00	0.00	0.00
0.00	0.00	0.00	0.00	0.00	0.00	34,466,000.00	0.00	0.00
0.00	0.00	0.00	0.00	0.00	0.00	5,610,000.00	0.00	0.00
0.00	0.00	0.00	0.00	0.00	0.00	3,480,000.00	0.00	0.00
0.00	0.00	0.00	0.00	0.00	0.00	2,130,000.00	0.00	0.00

Personnel Benefit Contributions		12,465,000.00	0.00	12,465,000.00	12,465,000.00	0.00	0.00	0.00	12,465,000.00	3,026,005.53	0.00	0.00	0.00	3,026,005.53
Pag-IBIG Contributions	5010302000	1,670,000.00	0.00	1,670,000.00	1,670,000.00	0.00	0.00	0.00	1,670,000.00	409,800.00	0.00	0.00	0.00	409,800.00
Pag-IBIG - Civilian	5010302001	1,670,000.00	0.00	1,670,000.00	1,670,000.00	0.00	0.00	0.00	1,670,000.00	409,800.00	0.00	0.00	0.00	409,800.00
PhilHealth Contributions	5010303000	9,960,000.00	0.00	9,960,000.00	9,960,000.00	0.00	0.00	0.00	9,960,000.00	2,413,205.53	0.00	0.00	0.00	2,413,205.53
PhilHealth - Civilian	5010303001	9,960,000.00	0.00	9,960,000.00	9,960,000.00	0.00	0.00	0.00	9,960,000.00	2,413,205.53	0.00	0.00	0.00	2,413,205.53
Employees Compensation Insurance Premiums	5010304000	835,000.00	0.00	835,000.00	835,000.00	0.00	0.00	0.00	835,000.00	203,000.00	0.00	0.00	0.00	203,000.00
ECIP - Civilian	5010304001	835,000.00	0.00	835,000.00	835,000.00	0.00	0.00	0.00	835,000.00	203,000.00	0.00	0.00	0.00	203,000.00
Other Personnel Benefits		144,804,000.00	0.00	144,804,000.00	2,366,000.00	0.00	0.00	0.00	2,366,000.00	259,100.00	0.00	0.00	0.00	259,100.00
Terminal Leave Benefits	5010403000	711,000.00	0.00	711,000.00	711,000.00	0.00	0.00	0.00	711,000.00	0.00	0.00	0.00	0.00	0.00
Terminal Leave Benefits - Civilian	5010403001	711,000.00	0.00	711,000.00	711,000.00	0.00	0.00	0.00	711,000.00	0.00	0.00	0.00	0.00	0.00
Other Personnel Benefits	5010499000	144,093,000.00	0.00	144,093,000.00	1,655,000.00	0.00	0.00	0.00	1,655,000.00	259,100.00	0.00	0.00	0.00	259,100.00
Lump-sum for Filling of Positions - Civilian	5010499007	142,438,000.00	0.00	142,438,000.00	0.00	0.00	0.00	0.00	0.00	0.00	0.00	0.00	0.00	0.00
Lump-sum for Step Increments - Length of Service	5010499010	1,035,000.00	0.00	1,035,000.00	1,035,000.00	0.00	0.00	0.00	1,035,000.00	259,100.00	0.00	0.00	0.00	259,100.00
Loyalty Award - Civilian	5010499015	620,000.00	0.00	620,000.00	620,000.00	0.00	0.00	0.00	620,000.00	0.00	0.00	0.00	0.00	0.00
Maintenance and Other Operating Expenses		235,116,000.00	0.00	235,116,000.00	235,116,000.00	0.00	0.00	0.00	235,116,000.00	7,619,688.27	0.00	0.00	0.00	7,619,688.27
Traveling Expenses		1,790,000.00	0.00	1,790,000.00	1,790,000.00	0.00	0.00	0.00	1,790,000.00	86,413.34	0.00	0.00	0.00	86,413.34

This report was generated using the Unified Reporting System; Status : SUBMITTED; Date Printed : April 20, 2026 6:18 PM; Date of initial submission : April 20, 2026 6:12 PM; Date of final submission : April 20, 2026 6:12 PM

Department : State Universities and Colleges (SUCs)
Agency/Entity : University of Rizal System
Operating Unit : < not applicable >
Organization Code (UACS) : 08 042 000000
Fund Cluster : 01 - Regular Agency Fund
(e.g. UACS Fund Cluster: 01-Regular Agency Fund, 02-Foreign Assisted Projects Fund, 03-Special Account-Locally Funded/Domestic Grants Fund, and 04-Special Account-Foreign Assisted/Foreign Grants Fund)

Particulars	UACS CODE	Appropriations			Allotments					Obligations				
		Authorized Appropriations	Adjustments (Transfer To/From, Modifications/Augmentations)	Adjusted Appropriations	Allotments Received	Adjustments (Reductions, Modifications/Augmentations)	Transfer To	Transfer From	Adjusted Allotments	1st Quarter Ending March 31	2nd Quarter Ending June 30	3rd Quarter Ending September 30	4th Quarter Ending December 31	Total
1	2	3	4	5=(3+4)	6	7	8	9	10=[(6+(-)7)-8+9]	11	12	13	14	15=(11+12+13+14)
Traveling Expenses - Local	5020101000	1,790,000.00	0.00	1,790,000.00	1,790,000.00	0.00	0.00	0.00	1,790,000.00	86,413.34	0.00	0.00	0.00	86,413.34
Training and Scholarship Expenses		4,060,000.00	0.00	4,060,000.00	4,060,000.00	0.00	0.00	0.00	4,060,000.00	362,742.04	0.00	0.00	0.00	362,742.04
Training Expenses	5020201000	4,060,000.00	0.00	4,060,000.00	4,060,000.00	0.00	0.00	0.00	4,060,000.00	362,742.04	0.00	0.00	0.00	362,742.04
Training Expenses	5020201002	4,060,000.00	0.00	4,060,000.00	4,060,000.00	0.00	0.00	0.00	4,060,000.00	362,742.04	0.00	0.00	0.00	362,742.04
Supplies and Materials Expenses		24,453,000.00	0.00	24,453,000.00	24,453,000.00	0.00	0.00	0.00	24,453,000.00	753,957.67	0.00	0.00	0.00	753,957.67
Office Supplies Expenses	5020301000	22,887,000.00	0.00	22,887,000.00	22,887,000.00	0.00	0.00	0.00	22,887,000.00	753,957.67	0.00	0.00	0.00	753,957.67
Office Supplies Expenses	5020301002	22,887,000.00	0.00	22,887,000.00	22,887,000.00	0.00	0.00	0.00	22,887,000.00	753,957.67	0.00	0.00	0.00	753,957.67
Textbooks and Instructional Materials Expenses	5020311000	1,566,000.00	0.00	1,566,000.00	1,566,000.00	0.00	0.00	0.00	1,566,000.00	0.00	0.00	0.00	0.00	0.00
Textbooks and Instructional Materials Expenses	5020311001	1,566,000.00	0.00	1,566,000.00	1,566,000.00	0.00	0.00	0.00	1,566,000.00	0.00	0.00	0.00	0.00	0.00
Utility Expenses		27,392,000.00	0.00	27,392,000.00	27,392,000.00	0.00	0.00	0.00	27,392,000.00	4,266,914.78	0.00	0.00	0.00	4,266,914.78
Water Expenses	5020401000	4,631,000.00	0.00	4,631,000.00	4,631,000.00	0.00	0.00	0.00	4,631,000.00	888,058.04	0.00	0.00	0.00	888,058.04
Electricity Expenses	5020402000	22,761,000.00	0.00	22,761,000.00	22,761,000.00	0.00	0.00	0.00	22,761,000.00	3,378,856.74	0.00	0.00	0.00	3,378,856.74
Communication Expenses		6,792,000.00	0.00	6,792,000.00	6,792,000.00	0.00	0.00	0.00	6,792,000.00	1,711,399.79	0.00	0.00	0.00	1,711,399.79
Telephone Expenses	5020502000	6,792,000.00	0.00	6,792,000.00	6,792,000.00	0.00	0.00	0.00	6,792,000.00	1,711,399.79	0.00	0.00	0.00	1,711,399.79
Landline	5020502002	6,792,000.00	0.00	6,792,000.00	6,792,000.00	0.00	0.00	0.00	6,792,000.00	1,711,399.79	0.00	0.00	0.00	1,711,399.79
Awards/Rewards and Prizes		12,000.00	0.00	12,000.00	12,000.00	0.00	0.00	0.00	12,000.00	0.00	0.00	0.00	0.00	0.00
Awards/Rewards Expenses	5020601000	12,000.00	0.00	12,000.00	12,000.00	0.00	0.00	0.00	12,000.00	0.00	0.00	0.00	0.00	0.00
Awards/Rewards Expenses	5020601001	12,000.00	0.00	12,000.00	12,000.00	0.00	0.00	0.00	12,000.00	0.00	0.00	0.00	0.00	0.00

3,026,005.53	0.00	0.00	0.00	3,026,005.53	0.00	9,438,994.47	0.00	0.00
409,800.00	0.00	0.00	0.00	409,800.00	0.00	1,260,200.00	0.00	0.00
409,800.00	0.00	0.00	0.00	409,800.00	0.00	1,260,200.00	0.00	0.00
2,413,205.53	0.00	0.00	0.00	2,413,205.53	0.00	7,546,794.47	0.00	0.00
2,413,205.53	0.00	0.00	0.00	2,413,205.53	0.00	7,546,794.47	0.00	0.00
203,000.00	0.00	0.00	0.00	203,000.00	0.00	632,000.00	0.00	0.00
203,000.00	0.00	0.00	0.00	203,000.00	0.00	632,000.00	0.00	0.00
259,100.00	0.00	0.00	0.00	259,100.00	142,438,000.00	2,106,900.00	0.00	0.00
0.00	0.00	0.00	0.00	0.00	0.00	711,000.00	0.00	0.00
0.00	0.00	0.00	0.00	0.00	0.00	711,000.00	0.00	0.00
259,100.00	0.00	0.00	0.00	259,100.00	142,438,000.00	1,395,900.00	0.00	0.00
0.00	0.00	0.00	0.00	0.00	142,438,000.00	0.00	0.00	0.00
259,100.00	0.00	0.00	0.00	259,100.00	0.00	775,900.00	0.00	0.00
0.00	0.00	0.00	0.00	0.00	0.00	620,000.00	0.00	0.00
7,619,688.27	0.00	0.00	0.00	7,619,688.27	0.00	227,496,311.73	0.00	0.00
86,413.34	0.00	0.00	0.00	86,413.34	0.00	1,703,586.66	0.00	0.00

Disbursements					Balances			
1st Quarter Ending March 31	2nd Quarter Ending June 30	3rd Quarter Ending September 30	4th Quarter Ending December 31	Total	Unreleased Appropriations	Unobligated Allotments	Unpaid Obligations (15-20)=(23+24)	
16	17	18	19	20=(16+17+18+19)	21=(5-10)	22=(10-15)	Due and Demandable 23	Not Yet Due and Demandable 24
86,413.34	0.00	0.00	0.00	86,413.34	0.00	1,703,586.66	0.00	0.00
362,742.04	0.00	0.00	0.00	362,742.04	0.00	3,697,257.96	0.00	0.00
362,742.04	0.00	0.00	0.00	362,742.04	0.00	3,697,257.96	0.00	0.00
362,742.04	0.00	0.00	0.00	362,742.04	0.00	3,697,257.96	0.00	0.00
753,957.67	0.00	0.00	0.00	753,957.67	0.00	23,699,042.33	0.00	0.00
753,957.67	0.00	0.00	0.00	753,957.67	0.00	22,133,042.33	0.00	0.00
753,957.67	0.00	0.00	0.00	753,957.67	0.00	22,133,042.33	0.00	0.00
0.00	0.00	0.00	0.00	0.00	0.00	1,566,000.00	0.00	0.00
0.00	0.00	0.00	0.00	0.00	0.00	1,566,000.00	0.00	0.00
4,266,914.78	0.00	0.00	0.00	4,266,914.78	0.00	23,125,085.22	0.00	0.00
888,058.04	0.00	0.00	0.00	888,058.04	0.00	3,742,941.96	0.00	0.00
3,378,856.74	0.00	0.00	0.00	3,378,856.74	0.00	19,382,143.26	0.00	0.00
1,711,399.79	0.00	0.00	0.00	1,711,399.79	0.00	5,080,600.21	0.00	0.00
1,711,399.79	0.00	0.00	0.00	1,711,399.79	0.00	5,080,600.21	0.00	0.00
1,711,399.79	0.00	0.00	0.00	1,711,399.79	0.00	5,080,600.21	0.00	0.00
0.00	0.00	0.00	0.00	0.00	0.00	12,000.00	0.00	0.00
0.00	0.00	0.00	0.00	0.00	0.00	12,000.00	0.00	0.00
0.00	0.00	0.00	0.00	0.00	0.00	12,000.00	0.00	0.00

Confidential, Intelligence and Extraordinary		150,000.00	0.00	150,000.00	150,000.00	0.00	0.00	0.00	150,000.00	25,403.92	0.00	0.00	0.00	25,403.92
Extraordinary and Miscellaneous Expenses	5021003000	150,000.00	0.00	150,000.00	150,000.00	0.00	0.00	0.00	150,000.00	25,403.92	0.00	0.00	0.00	25,403.92
Professional Services		343,000.00	0.00	343,000.00	343,000.00	0.00	0.00	0.00	343,000.00	600.00	0.00	0.00	0.00	600.00
Other Professional Services	5021199000	343,000.00	0.00	343,000.00	343,000.00	0.00	0.00	0.00	343,000.00	600.00	0.00	0.00	0.00	600.00
General Services		1,751,000.00	0.00	1,751,000.00	1,751,000.00	0.00	0.00	0.00	1,751,000.00	0.00	0.00	0.00	0.00	0.00
Other General Services	5021299000	1,751,000.00	0.00	1,751,000.00	1,751,000.00	0.00	0.00	0.00	1,751,000.00	0.00	0.00	0.00	0.00	0.00
Other General Services	5021299099	1,751,000.00	0.00	1,751,000.00	1,751,000.00	0.00	0.00	0.00	1,751,000.00	0.00	0.00	0.00	0.00	0.00
Repairs and Maintenance		3,468,000.00	0.00	3,468,000.00	3,468,000.00	0.00	0.00	0.00	3,468,000.00	19,500.00	0.00	0.00	0.00	19,500.00
Repairs and Maintenance - Buildings and Other	5021304000	3,068,000.00	0.00	3,068,000.00	3,068,000.00	0.00	0.00	0.00	3,068,000.00	0.00	0.00	0.00	0.00	0.00
School Buildings	5021304002	3,068,000.00	0.00	3,068,000.00	3,068,000.00	0.00	0.00	0.00	3,068,000.00	0.00	0.00	0.00	0.00	0.00
Repairs and Maintenance - Machinery and	5021305000	150,000.00	0.00	150,000.00	150,000.00	0.00	0.00	0.00	150,000.00	0.00	0.00	0.00	0.00	0.00
Office Equipment	5021305002	150,000.00	0.00	150,000.00	150,000.00	0.00	0.00	0.00	150,000.00	0.00	0.00	0.00	0.00	0.00
Repairs and Maintenance - Transportation	5021306000	150,000.00	0.00	150,000.00	150,000.00	0.00	0.00	0.00	150,000.00	19,500.00	0.00	0.00	0.00	19,500.00
Motor Vehicles	5021306001	150,000.00	0.00	150,000.00	150,000.00	0.00	0.00	0.00	150,000.00	19,500.00	0.00	0.00	0.00	19,500.00
Repairs and Maintenance - Furniture and Fixtures	5021307000	100,000.00	0.00	100,000.00	100,000.00	0.00	0.00	0.00	100,000.00	0.00	0.00	0.00	0.00	0.00
Financial Assistance/Subsidy		160,511,000.00	0.00	160,511,000.00	160,511,000.00	0.00	0.00	0.00	160,511,000.00	0.00	0.00	0.00	0.00	0.00
Subsidies - Others	5021499000	160,511,000.00	0.00	160,511,000.00	160,511,000.00	0.00	0.00	0.00	160,511,000.00	0.00	0.00	0.00	0.00	0.00
Taxes, Insurance Premiums and Other Fees		688,000.00	0.00	688,000.00	688,000.00	0.00	0.00	0.00	688,000.00	165,508.68	0.00	0.00	0.00	165,508.68
Taxes, Duties and Licenses	5021501000	688,000.00	0.00	688,000.00	688,000.00	0.00	0.00	0.00	688,000.00	165,508.68	0.00	0.00	0.00	165,508.68
Taxes, Duties and Licenses	5021501001	688,000.00	0.00	688,000.00	688,000.00	0.00	0.00	0.00	688,000.00	165,508.68	0.00	0.00	0.00	165,508.68
Labor and Wages		1,302,000.00	0.00	1,302,000.00	1,302,000.00	0.00	0.00	0.00	1,302,000.00	44,134.30	0.00	0.00	0.00	44,134.30
Labor and Wages	5021601000	1,302,000.00	0.00	1,302,000.00	1,302,000.00	0.00	0.00	0.00	1,302,000.00	44,134.30	0.00	0.00	0.00	44,134.30
Other Maintenance and Operating Expenses		2,404,000.00	0.00	2,404,000.00	2,404,000.00	0.00	0.00	0.00	2,404,000.00	183,113.75	0.00	0.00	0.00	183,113.75
Advertising Expenses	5029901000	60,000.00	0.00	60,000.00	60,000.00	0.00	0.00	0.00	60,000.00	0.00	0.00	0.00	0.00	0.00
Printing and Publication Expenses	5029902000	154,000.00	0.00	154,000.00	154,000.00	0.00	0.00	0.00	154,000.00	1,320.00	0.00	0.00	0.00	1,320.00
Representation Expenses	5029903000	734,000.00	0.00	734,000.00	734,000.00	0.00	0.00	0.00	734,000.00	64,293.75	0.00	0.00	0.00	64,293.75
Transportation and Delivery Expenses	5029904000	57,000.00	0.00	57,000.00	57,000.00	0.00	0.00	0.00	57,000.00	0.00	0.00	0.00	0.00	0.00
Membership Dues and Contributions to	5029906000	1,284,000.00	0.00	1,284,000.00	1,284,000.00	0.00	0.00	0.00	1,284,000.00	115,000.00	0.00	0.00	0.00	115,000.00
Subscription Expenses	5029907000	115,000.00	0.00	115,000.00	115,000.00	0.00	0.00	0.00	115,000.00	2,500.00	0.00	0.00	0.00	2,500.00
Other Subscription Expenses	5029907099	115,000.00	0.00	115,000.00	115,000.00	0.00	0.00	0.00	115,000.00	2,500.00	0.00	0.00	0.00	2,500.00
Capital Outlays		20,003,000.00	0.00	20,003,000.00	8,003,000.00	0.00	0.00	0.00	8,003,000.00	0.00	0.00	0.00	0.00	0.00
Property, Plant and Equipment Outlay		20,003,000.00	0.00	20,003,000.00	8,003,000.00	0.00	0.00	0.00	8,003,000.00	0.00	0.00	0.00	0.00	0.00
Buildings and Other Structures	5060404000	12,000,000.00	0.00	12,000,000.00	0.00	0.00	0.00	0.00	0.00	0.00	0.00	0.00	0.00	0.00
School Buildings	5060404002	12,000,000.00	0.00	12,000,000.00	0.00	0.00	0.00	0.00	0.00	0.00	0.00	0.00	0.00	0.00
Machinery and Equipment Outlay	5060405000	8,003,000.00	0.00	8,003,000.00	8,003,000.00	0.00	0.00	0.00	8,003,000.00	0.00	0.00	0.00	0.00	0.00

This report was generated using the Unified Reporting System; Status : SUBMITTED; Date Printed : April 20, 2026 6:18 PM; Date of initial submission : April 20, 2026 6:12 PM; Date of final submission : April 20, 2026 6:12 PM

Department : State Universities and Colleges (SUCs)
Agency/Entity : University of Rizal System
Operating Unit : < not applicable >
Organization Code (UACS) : 08 042 0000000
Fund Cluster : 01 - Regular Agency Fund
(e.g. UACS Fund Cluster: 01-Regular Agency Fund, 02-Foreign Assisted Projects Fund, 03-Special Account-Locally Funded/Domestic Grants Fund, and 04-Special Account-Foreign Assisted/Foreign Grants Fund)

Particulars	UACS CODE	Appropriations			Allotments					Obligations				Total
		Authorized Appropriations	Adjustments (Transfer To/From, Modifications/Augmentations)	Adjusted Appropriations	Allotments Received	Adjustments (Reductions, Modifications/Augmentations)	Transfer To	Transfer From	Adjusted Allotments	1st Quarter Ending March 31	2nd Quarter Ending June 30	3rd Quarter Ending September 30	4th Quarter Ending December 31	
1	2	3	4	5=(3+4)	6	7	8	9	10=[(6+(-)7)-8+9]	11	12	13	14	15=[(11+12+13+14)]
Office Equipment	5060405002	873,000.00	0.00	873,000.00	873,000.00	0.00	0.00	0.00	873,000.00	0.00	0.00	0.00	0.00	0.00

25,403.92	0.00	0.00	0.00	25,403.92	0.00	124,596.08	0.00	0.00
25,403.92	0.00	0.00	0.00	25,403.92	0.00	124,596.08	0.00	0.00
600.00	0.00	0.00	0.00	600.00	0.00	342,400.00	0.00	0.00
600.00	0.00	0.00	0.00	600.00	0.00	342,400.00	0.00	0.00
0.00	0.00	0.00	0.00	0.00	0.00	1,751,000.00	0.00	0.00
0.00	0.00	0.00	0.00	0.00	0.00	1,751,000.00	0.00	0.00
0.00	0.00	0.00	0.00	0.00	0.00	1,751,000.00	0.00	0.00
19,500.00	0.00	0.00	0.00	19,500.00	0.00	3,448,500.00	0.00	0.00
0.00	0.00	0.00	0.00	0.00	0.00	3,068,000.00	0.00	0.00
0.00	0.00	0.00	0.00	0.00	0.00	3,068,000.00	0.00	0.00
0.00	0.00	0.00	0.00	0.00	0.00	150,000.00	0.00	0.00
0.00	0.00	0.00	0.00	0.00	0.00	150,000.00	0.00	0.00
19,500.00	0.00	0.00	0.00	19,500.00	0.00	130,500.00	0.00	0.00
19,500.00	0.00	0.00	0.00	19,500.00	0.00	130,500.00	0.00	0.00
0.00	0.00	0.00	0.00	0.00	0.00	100,000.00	0.00	0.00
0.00	0.00	0.00	0.00	0.00	0.00	160,511,000.00	0.00	0.00
0.00	0.00	0.00	0.00	0.00	0.00	160,511,000.00	0.00	0.00
165,508.68	0.00	0.00	0.00	165,508.68	0.00	522,491.32	0.00	0.00
165,508.68	0.00	0.00	0.00	165,508.68	0.00	522,491.32	0.00	0.00
165,508.68	0.00	0.00	0.00	165,508.68	0.00	522,491.32	0.00	0.00
44,134.30	0.00	0.00	0.00	44,134.30	0.00	1,257,865.70	0.00	0.00
44,134.30	0.00	0.00	0.00	44,134.30	0.00	1,257,865.70	0.00	0.00
183,113.75	0.00	0.00	0.00	183,113.75	0.00	2,220,886.25	0.00	0.00
0.00	0.00	0.00	0.00	0.00	0.00	60,000.00	0.00	0.00
1,320.00	0.00	0.00	0.00	1,320.00	0.00	152,680.00	0.00	0.00
64,293.75	0.00	0.00	0.00	64,293.75	0.00	669,706.25	0.00	0.00
0.00	0.00	0.00	0.00	0.00	0.00	57,000.00	0.00	0.00
115,000.00	0.00	0.00	0.00	115,000.00	0.00	1,169,000.00	0.00	0.00
2,500.00	0.00	0.00	0.00	2,500.00	0.00	112,500.00	0.00	0.00
2,500.00	0.00	0.00	0.00	2,500.00	0.00	112,500.00	0.00	0.00
0.00	0.00	0.00	0.00	0.00	12,000,000.00	8,003,000.00	0.00	0.00
0.00	0.00	0.00	0.00	0.00	12,000,000.00	8,003,000.00	0.00	0.00
0.00	0.00	0.00	0.00	0.00	12,000,000.00	0.00	0.00	0.00
0.00	0.00	0.00	0.00	0.00	12,000,000.00	0.00	0.00	0.00
0.00	0.00	0.00	0.00	0.00	0.00	8,003,000.00	0.00	0.00

Disbursements					Balances				
1st Quarter Ending March 31	2nd Quarter Ending June 30	3rd Quarter Ending September 30	4th Quarter Ending December 31	Total	Unreleased Appropriations	Unobligated Allotments	Unpaid Obligations (15-20)=(23+24)		
16	17	18	19	20=(16+17+18+19)	21=(5-10)	22=(10-15)	Due and Demandable 23	Not Yet Due and Demandable 24	
0.00	0.00	0.00	0.00	0.00	0.00	873,000.00	0.00	0.00	


Information and Communication Technology Equipment	5060405003	645,000.00	0.00	645,000.00	645,000.00	0.00	0.00	0.00	645,000.00	0.00	0.00	0.00	0.00
Other Machinery and Equipment	5060405099	6,485,000.00	0.00	6,485,000.00	6,485,000.00	0.00	0.00	0.00	6,485,000.00	0.00	0.00	0.00	0.00
B. AUTOMATIC APPROPRIATIONS		49,632,000.00	0.00	49,632,000.00	49,632,000.00	0.00	0.00	0.00	49,632,000.00	11,466,227.09	0.00	0.00	11,466,227.09
Retirement and Life Insurance Premiums		49,632,000.00	0.00	49,632,000.00	49,632,000.00	0.00	0.00	0.00	49,632,000.00	11,466,227.09	0.00	0.00	11,466,227.09
GRAND TOTAL		982,906,000.00	0.00	982,906,000.00	828,468,000.00	0.00	0.00	0.00	828,468,000.00	139,925,697.12	0.00	0.00	139,925,697.12


Prepared By:


Certified Correct:


Recommending Approval By:


Approved By:



MARY ANN T. CRUZ
 Administrative Officer IV
 Date: April 20, 2026 06:02 PM


MIAN N. FRANCISCO
 University Budget Officer
 Date: April 20, 2026 06:02 PM


MARICOR R. EUMAGUE
 Accountant III /
 Head, Accounting Unit
 Date: April 20, 2026 06:02 PM


CLARISSA N. MARINO
 Director, Finance Services
 Date: April 20, 2026 06:04 PM


MARVIN P. AMOIN, Ph.D.
 Vice President for Administration and Finance
 Date: April 20, 2026 06:04 PM


NANCY T. PASCUAL, Ed.D., RGC.
 SUC President
 Date: April 20, 2026 06:12 PM

This report was generated using the Unified Reporting System;

Status : SUBMITTED;

Date Printed : April 20, 2026 6:18 PM;

Date of initial submission : April 20, 2026 6:12 PM;

Date of final submission : April 20, 2026 6:12 PM

0.00	0.00	0.00	0.00	0.00	0.00	645,000.00	0.00	0.00
0.00	0.00	0.00	0.00	0.00	0.00	6,485,000.00	0.00	0.00
11,466,227.09	0.00	0.00	0.00	11,466,227.09	0.00	38,165,772.91	0.00	0.00
11,466,227.09	0.00	0.00	0.00	11,466,227.09	0.00	38,165,772.91	0.00	0.00
139,925,697.12	0.00	0.00	0.00	139,925,697.12	154,438,000.00	688,542,302.88	0.00	0.00

SUMMARY OF APPROPRIATIONS, ALLOTMENTS, OBLIGATIONS, DISBURSEMENTS AND BALANCES BY OBJECT OF EXPENDITURES
As at the Quarter Ending March 31, 2026


Department : State Universities and Colleges (SUCs)
 Agency/Entity : University of Rizal System
 Operating Unit : < not applicable >
 Organization Code (UACS) : 08 042 0000000
 Fund Cluster : 01 - Regular Agency Fund

	Current Year Appropriations
	Supplemental Appropriations
X	Continuing Appropriations


(e.g. UACS Fund Cluster: 01-Regular Agency Fund, 02-Foreign Assisted Projects Fund, 03-Special Account-Locally Funded/Domestic Grants Fund, and 04-Special Account-Foreign Assisted/Foreign Grants Fund)

Particulars	UACS CODE	Appropriations			Allotments						Obligations				
		Authorized Appropriations	Adjustments (Transfer To/From, Modifications/Augmentations)	Adjusted Appropriations	Allotments		Adjustments (Reductions, Modifications/Augmentations)	Transfer To	Transfer From	Adjusted Allotments	1st Quarter Ending March 31	2nd Quarter Ending June 30	3rd Quarter Ending September 30	4th Quarter Ending December 31	Total
					SARO	Unobligated									
1	2	3	4	5=(3+4)	6	7	8	9	10	11=(6+7+(-)8)+9+10	12	13	14	15	16=(12+13+14+15)
SUMMARY		82,012,210.00	0.00	82,012,210.00	66,549,414.00	13,708,492.20	0.00	0.00	0.00	80,257,906.20	33,280,783.80	0.00	0.00	0.00	33,280,783.80
Unreleased Appropriations		82,012,210.00	0.00	82,012,210.00	66,549,414.00	0.00	0.00	0.00	0.00	66,549,414.00	33,274,707.00	0.00	0.00	0.00	33,274,707.00
I. AGENCY SPECIFIC BUDGET		82,012,210.00	0.00	82,012,210.00	66,549,414.00	0.00	0.00	0.00	0.00	66,549,414.00	33,274,707.00	0.00	0.00	0.00	33,274,707.00
Maintenance and Other Operating Expenses		82,012,210.00	0.00	82,012,210.00	66,549,414.00	0.00	0.00	0.00	0.00	66,549,414.00	33,274,707.00	0.00	0.00	0.00	33,274,707.00
Financial Assistance/Subsidy		82,012,210.00	0.00	82,012,210.00	66,549,414.00	0.00	0.00	0.00	0.00	66,549,414.00	33,274,707.00	0.00	0.00	0.00	33,274,707.00
Subsidies - Others	5021499000	82,012,210.00	0.00	82,012,210.00	66,549,414.00	0.00	0.00	0.00	0.00	66,549,414.00	33,274,707.00	0.00	0.00	0.00	33,274,707.00
Unobligated Allotment		0.00	0.00	0.00	0.00	13,708,492.20	0.00	0.00	0.00	13,708,492.20	6,076.80	0.00	0.00	0.00	6,076.80
I. AGENCY SPECIFIC BUDGET		0.00	0.00	0.00	0.00	13,708,492.20	0.00	0.00	0.00	13,708,492.20	6,076.80	0.00	0.00	0.00	6,076.80
Maintenance and Other Operating Expenses		0.00	0.00	0.00	0.00	6,076.80	0.00	0.00	0.00	6,076.80	6,076.80	0.00	0.00	0.00	6,076.80
Traveling Expenses		0.00	0.00	0.00	0.00	6,076.80	0.00	0.00	0.00	6,076.80	6,076.80	0.00	0.00	0.00	6,076.80
Traveling Expenses - Local	5020101000	0.00	0.00	0.00	0.00	6,076.80	0.00	0.00	0.00	6,076.80	6,076.80	0.00	0.00	0.00	6,076.80
Capital Outlays		0.00	0.00	0.00	0.00	13,702,415.40	0.00	0.00	0.00	13,702,415.40	0.00	0.00	0.00	0.00	0.00
Property, Plant and Equipment Outlay		0.00	0.00	0.00	0.00	13,702,415.40	0.00	0.00	0.00	13,702,415.40	0.00	0.00	0.00	0.00	0.00
Buildings and Other Structures	5060404000	0.00	0.00	0.00	0.00	12,500,000.00	0.00	0.00	0.00	12,500,000.00	0.00	0.00	0.00	0.00	0.00
School Buildings	5060404002	0.00	0.00	0.00	0.00	12,500,000.00	0.00	0.00	0.00	12,500,000.00	0.00	0.00	0.00	0.00	0.00
Machinery and Equipment Outlay	5060405000	0.00	0.00	0.00	0.00	946,604.00	0.00	0.00	0.00	946,604.00	0.00	0.00	0.00	0.00	0.00
Office Equipment	5060405002	0.00	0.00	0.00	0.00	598,080.00	0.00	0.00	0.00	598,080.00	0.00	0.00	0.00	0.00	0.00
Information and Communication Technology	5060405003	0.00	0.00	0.00	0.00	236,512.00	0.00	0.00	0.00	236,512.00	0.00	0.00	0.00	0.00	0.00
Other Machinery and Equipment	5060405099	0.00	0.00	0.00	0.00	112,012.00	0.00	0.00	0.00	112,012.00	0.00	0.00	0.00	0.00	0.00
Transportation Equipment Outlay	5060406000	0.00	0.00	0.00	0.00	79,811.40	0.00	0.00	0.00	79,811.40	0.00	0.00	0.00	0.00	0.00
Motor Vehicles	5060406001	0.00	0.00	0.00	0.00	79,811.40	0.00	0.00	0.00	79,811.40	0.00	0.00	0.00	0.00	0.00
Furniture, Fixtures and Books Outlay	5060407000	0.00	0.00	0.00	0.00	176,000.00	0.00	0.00	0.00	176,000.00	0.00	0.00	0.00	0.00	0.00
Furniture and Fixtures	5060407001	0.00	0.00	0.00	0.00	176,000.00	0.00	0.00	0.00	176,000.00	0.00	0.00	0.00	0.00	0.00
GRAND TOTAL		82,012,210.00	0.00	82,012,210.00	66,549,414.00	13,708,492.20	0.00	0.00	0.00	80,257,906.20	33,280,783.80	0.00	0.00	0.00	33,280,783.80


Prepared By:


MARY ANN T. CRUZ
 Administrative Officer IV
 Date: April 20, 2026 06:02 PM


Certified Correct:



MIAN N. FRANCISCO
 University Budget Officer
 Date: April 20, 2026 06:02 PM


Recommending Approval By:


MARICOR R. EUMAGUE
 Accountant III /
 Head, Accounting Unit
 Date: April 20, 2026 06:02 PM

Approved By:


CLARISSA N. MARINO
 Director, Finance Services
 Date: April 20, 2026 06:04 PM


MARVIN P. AMOIN, Ph.D.
 Vice President for Administration and Finance
 Date: April 20, 2026 06:04 PM


NANCY T. PASCUAL, Ed.D., RGC.
 SUC President
 Date: April 20, 2026 06:12 PM

	Current Year Appropriations
	Supplemental Appropriations
X	Continuing Appropriations

Disbursements					Balances				
1st Quarter Ending March 31	2nd Quarter Ending June 30	3rd Quarter Ending September 30	4th Quarter Ending December 31	Total	Unused Funds		Unpaid Obligations (16-21)=(24+25)		
17	18	19	20	21=(17+18+19+20)	Unreleased Appropriations 22=(5-11)	Unobligated Allotments 23=(11-16)	Due and Demandable 24	Not Yet Due and Demandable 25	
33,280,783.80	0.00	0.00	0.00	33,280,783.80	15,462,796.00	46,977,122.40	0.00	0.00	
33,274,707.00	0.00	0.00	0.00	33,274,707.00	15,462,796.00	33,274,707.00	0.00	0.00	
33,274,707.00	0.00	0.00	0.00	33,274,707.00	15,462,796.00	33,274,707.00	0.00	0.00	
33,274,707.00	0.00	0.00	0.00	33,274,707.00	15,462,796.00	33,274,707.00	0.00	0.00	
33,274,707.00	0.00	0.00	0.00	33,274,707.00	15,462,796.00	33,274,707.00	0.00	0.00	
6,076.80	0.00	0.00	0.00	6,076.80	0.00	13,702,415.40	0.00	0.00	
6,076.80	0.00	0.00	0.00	6,076.80	0.00	13,702,415.40	0.00	0.00	
6,076.80	0.00	0.00	0.00	6,076.80	0.00	0.00	0.00	0.00	
6,076.80	0.00	0.00	0.00	6,076.80	0.00	0.00	0.00	0.00	
6,076.80	0.00	0.00	0.00	6,076.80	0.00	0.00	0.00	0.00	
0.00	0.00	0.00	0.00	0.00	0.00	13,702,415.40	0.00	0.00	
0.00	0.00	0.00	0.00	0.00	0.00	13,702,415.40	0.00	0.00	
0.00	0.00	0.00	0.00	0.00	0.00	12,500,000.00	0.00	0.00	
0.00	0.00	0.00	0.00	0.00	0.00	12,500,000.00	0.00	0.00	
0.00	0.00	0.00	0.00	0.00	0.00	946,604.00	0.00	0.00	
0.00	0.00	0.00	0.00	0.00	0.00	598,080.00	0.00	0.00	
0.00	0.00	0.00	0.00	0.00	0.00	236,512.00	0.00	0.00	
0.00	0.00	0.00	0.00	0.00	0.00	112,012.00	0.00	0.00	
0.00	0.00	0.00	0.00	0.00	0.00	79,811.40	0.00	0.00	
0.00	0.00	0.00	0.00	0.00	0.00	79,811.40	0.00	0.00	
0.00	0.00	0.00	0.00	0.00	0.00	176,000.00	0.00	0.00	
0.00	0.00	0.00	0.00	0.00	0.00	176,000.00	0.00	0.00	
33,280,783.80	0.00	0.00	0.00	33,280,783.80	15,462,796.00	46,977,122.40	0.00	0.00	