

X	Current Year Appropriations
	Supplemental Appropriations
	Continuing Appropriations

Current Year Disbursements					Balances				
1st Quarter Ending March 31	2nd Quarter Ending June 30	3rd Quarter Ending September 30	4th Quarter Ending December 31	Total	Unreleased Appropriations	Unobligated Allotments	Unpaid Obligations (15-20)=(23+24)		
16	17	18	19	20=(16+17+18+19)	21	22	Due and Demandable 23	Not Yet Due and Demandable 24	
128,459,470.03	0.00	0.00	0.00	128,459,470.03	154,438,000.00	650,376,529.97	0.00	0.00	
24,217,639.76	0.00	0.00	0.00	24,217,639.76	142,438,000.00	104,272,360.24	0.00	0.00	
24,217,639.76	0.00	0.00	0.00	24,217,639.76	0.00	103,561,360.24	0.00	0.00	
22,478,085.38	0.00	0.00	0.00	22,478,085.38	0.00	69,422,914.62	0.00	0.00	
1,739,554.38	0.00	0.00	0.00	1,739,554.38	0.00	34,138,445.62	0.00	0.00	
0.00	0.00	0.00	0.00	0.00	142,438,000.00	711,000.00	0.00	0.00	
0.00	0.00	0.00	0.00	0.00	142,438,000.00	711,000.00	0.00	0.00	
24,217,639.76	0.00	0.00	0.00	24,217,639.76	142,438,000.00	104,272,360.24	0.00	0.00	
22,478,085.38	0.00	0.00	0.00	22,478,085.38	142,438,000.00	70,133,914.62	0.00	0.00	
1,739,554.38	0.00	0.00	0.00	1,739,554.38	0.00	34,138,445.62	0.00	0.00	
269,081.66	0.00	0.00	0.00	269,081.66	0.00	1,266,918.34	0.00	0.00	
269,081.66	0.00	0.00	0.00	269,081.66	0.00	1,266,918.34	0.00	0.00	
269,081.66	0.00	0.00	0.00	269,081.66	0.00	940,918.34	0.00	0.00	
0.00	0.00	0.00	0.00	0.00	0.00	326,000.00	0.00	0.00	
269,081.66	0.00	0.00	0.00	269,081.66	0.00	1,266,918.34	0.00	0.00	
269,081.66	0.00	0.00	0.00	269,081.66	0.00	940,918.34	0.00	0.00	
0.00	0.00	0.00	0.00	0.00	0.00	326,000.00	0.00	0.00	
103,972,748.61	0.00	0.00	0.00	103,972,748.61	12,000,000.00	544,837,251.39	0.00	0.00	
103,039,808.25	0.00	0.00	0.00	103,039,808.25	12,000,000.00	537,599,191.75	0.00	0.00	
103,039,808.25	0.00	0.00	0.00	103,039,808.25	12,000,000.00	537,599,191.75	0.00	0.00	
103,039,808.25	0.00	0.00	0.00	103,039,808.25	0.00	377,088,191.75	0.00	0.00	
97,302,079.36	0.00	0.00	0.00	97,302,079.36	0.00	340,134,920.64	0.00	0.00	
5,737,728.89	0.00	0.00	0.00	5,737,728.89	0.00	28,950,271.11	0.00	0.00	
0.00	0.00	0.00	0.00	0.00	0.00	8,003,000.00	0.00	0.00	
0.00	0.00	0.00	0.00	0.00	0.00	160,511,000.00	0.00	0.00	
0.00	0.00	0.00	0.00	0.00	0.00	160,511,000.00	0.00	0.00	
0.00	0.00	0.00	0.00	0.00	12,000,000.00	0.00	0.00	0.00	
0.00	0.00	0.00	0.00	0.00	12,000,000.00	0.00	0.00	0.00	
0.00	0.00	0.00	0.00	0.00	12,000,000.00	0.00	0.00	0.00	

CO		12,000,000.00	0.00	12,000,000.00	0.00	0.00	0.00	0.00	0.00	0.00	0.00	0.00	0.00	0.00
OO : Higher education research improved to promote economic productivity and innovation		6,804,000.00	0.00	6,804,000.00	6,804,000.00	0.00	0.00	0.00	6,804,000.00	909,840.36	0.00	0.00	0.00	909,840.36
ADVANCED EDUCATION PROGRAM		2,719,000.00	0.00	2,719,000.00	2,719,000.00	0.00	0.00	0.00	2,719,000.00	181,099.36	0.00	0.00	0.00	181,099.36
Provision of Advanced Education Services	320100100001000	2,719,000.00	0.00	2,719,000.00	2,719,000.00	0.00	0.00	0.00	2,719,000.00	181,099.36	0.00	0.00	0.00	181,099.36
PS		1,670,000.00	0.00	1,670,000.00	1,670,000.00	0.00	0.00	0.00	1,670,000.00	181,099.36	0.00	0.00	0.00	181,099.36
MOOE		1,049,000.00	0.00	1,049,000.00	1,049,000.00	0.00	0.00	0.00	1,049,000.00	0.00	0.00	0.00	0.00	0.00
RESEARCH PROGRAM		4,085,000.00	0.00	4,085,000.00	4,085,000.00	0.00	0.00	0.00	4,085,000.00	728,741.00	0.00	0.00	0.00	728,741.00
Conduct of Research Services	320200100001000	4,085,000.00	0.00	4,085,000.00	4,085,000.00	0.00	0.00	0.00	4,085,000.00	728,741.00	0.00	0.00	0.00	728,741.00
PS		2,788,000.00	0.00	2,788,000.00	2,788,000.00	0.00	0.00	0.00	2,788,000.00	609,436.00	0.00	0.00	0.00	609,436.00
MOOE		1,297,000.00	0.00	1,297,000.00	1,297,000.00	0.00	0.00	0.00	1,297,000.00	119,305.00	0.00	0.00	0.00	119,305.00
OO : Community engagement increased		1,367,000.00	0.00	1,367,000.00	1,367,000.00	0.00	0.00	0.00	1,367,000.00	23,100.00	0.00	0.00	0.00	23,100.00
TECHNICAL ADVISORY EXTENSION PROGRAM		1,367,000.00	0.00	1,367,000.00	1,367,000.00	0.00	0.00	0.00	1,367,000.00	23,100.00	0.00	0.00	0.00	23,100.00
Provision of Extension Services	330100100001000	1,367,000.00	0.00	1,367,000.00	1,367,000.00	0.00	0.00	0.00	1,367,000.00	23,100.00	0.00	0.00	0.00	23,100.00
MOOE		1,367,000.00	0.00	1,367,000.00	1,367,000.00	0.00	0.00	0.00	1,367,000.00	23,100.00	0.00	0.00	0.00	23,100.00
Sub-Total, Operations		660,810,000.00	0.00	660,810,000.00	648,810,000.00	0.00	0.00	0.00	648,810,000.00	103,972,748.61	0.00	0.00	0.00	103,972,748.61

This report was generated using the Unified Reporting System; Status : SUBMITTED; Date Printed : April 20, 2026 6:17 PM; Date of initial submission : April 20, 2026 6:12 PM; Date of final submission : April 20, 2026 6:12 PM

Department : State Universities and Colleges (SUCs)
Agency/Entity : University of Rizal System
Operating Unit : < not applicable >
Organization Code (UACS) : 08 042 0000000
Fund Cluster : 01 - Regular Agency Fund
(e.g. UACS Fund Cluster: 01-Regular Agency Fund, 02-Foreign Assisted Projects Fund, 03-Special Account-Locally Funded/Domestic Grants Fund, and 04-Special Account-Foreign Assisted/Foreign Grants Fund)

Particulars	UACS CODE	Appropriations			Allotments					Current Year Obligations				
		Authorized Appropriations	Adjustments (Transfer To/From, Modifications/ Augmentations)	Adjusted Appropriations	Allotments Received	Adjustments (Reductions, Modifications/ Augmentations)	Transfer To	Transfer From	Adjusted Allotments	1st Quarter Ending March 31	2nd Quarter Ending June 30	3rd Quarter Ending September 30	4th Quarter Ending December 31	Total
1	2	3	4	5=(3+4)	6	7	8	9	10=[(6+(-)7)-8+9]	11	12	13	14	15=(11+12+13+14)
PS		441,895,000.00	0.00	441,895,000.00	441,895,000.00	0.00	0.00	0.00	441,895,000.00	98,092,614.72	0.00	0.00	0.00	98,092,614.72
MOOE		198,912,000.00	0.00	198,912,000.00	198,912,000.00	0.00	0.00	0.00	198,912,000.00	5,880,133.89	0.00	0.00	0.00	5,880,133.89
CO		20,003,000.00	0.00	20,003,000.00	8,003,000.00	0.00	0.00	0.00	8,003,000.00	0.00	0.00	0.00	0.00	0.00
Sub-Total, I. Agency Specific Budget		933,274,000.00	0.00	933,274,000.00	778,836,000.00	0.00	0.00	0.00	778,836,000.00	128,459,470.03	0.00	0.00	0.00	128,459,470.03
PS		678,155,000.00	0.00	678,155,000.00	535,717,000.00	0.00	0.00	0.00	535,717,000.00	120,839,781.76	0.00	0.00	0.00	120,839,781.76
MOOE		235,116,000.00	0.00	235,116,000.00	235,116,000.00	0.00	0.00	0.00	235,116,000.00	7,619,688.27	0.00	0.00	0.00	7,619,688.27
CO		20,003,000.00	0.00	20,003,000.00	8,003,000.00	0.00	0.00	0.00	8,003,000.00	0.00	0.00	0.00	0.00	0.00
II. Automatic Appropriations		49,632,000.00	0.00	49,632,000.00	49,632,000.00	0.00	0.00	0.00	49,632,000.00	11,466,227.09	0.00	0.00	0.00	11,466,227.09
Retirement and Life Insurance Premiums	102	49,632,000.00	0.00	49,632,000.00	49,632,000.00	0.00	0.00	0.00	49,632,000.00	11,466,227.09	0.00	0.00	0.00	11,466,227.09
General Administration and Support	1000000000000000	7,995,000.00	0.00	7,995,000.00	7,995,000.00	0.00	0.00	0.00	7,995,000.00	1,943,404.09	0.00	0.00	0.00	1,943,404.09
General Management and Supervision	100000100001000	7,995,000.00	0.00	7,995,000.00	7,995,000.00	0.00	0.00	0.00	7,995,000.00	1,943,404.09	0.00	0.00	0.00	1,943,404.09
PS		7,995,000.00	0.00	7,995,000.00	7,995,000.00	0.00	0.00	0.00	7,995,000.00	1,943,404.09	0.00	0.00	0.00	1,943,404.09
Sub-total, General Administration and Support		7,995,000.00	0.00	7,995,000.00	7,995,000.00	0.00	0.00	0.00	7,995,000.00	1,943,404.09	0.00	0.00	0.00	1,943,404.09
PS		7,995,000.00	0.00	7,995,000.00	7,995,000.00	0.00	0.00	0.00	7,995,000.00	1,943,404.09	0.00	0.00	0.00	1,943,404.09
Support to Operations	2000000000000000	113,000.00	0.00	113,000.00	113,000.00	0.00	0.00	0.00	113,000.00	26,866.44	0.00	0.00	0.00	26,866.44
Auxiliary Services	200000100001000	113,000.00	0.00	113,000.00	113,000.00	0.00	0.00	0.00	113,000.00	26,866.44	0.00	0.00	0.00	26,866.44
PS		113,000.00	0.00	113,000.00	113,000.00	0.00	0.00	0.00	113,000.00	26,866.44	0.00	0.00	0.00	26,866.44
Sub-total, Support to Operations		113,000.00	0.00	113,000.00	113,000.00	0.00	0.00	0.00	113,000.00	26,866.44	0.00	0.00	0.00	26,866.44
PS		113,000.00	0.00	113,000.00	113,000.00	0.00	0.00	0.00	113,000.00	26,866.44	0.00	0.00	0.00	26,866.44


Operations	30000000000000	41,524,000.00	0.00	41,524,000.00	41,524,000.00	0.00	0.00	0.00	41,524,000.00	9,495,956.56	0.00	0.00	0.00	9,495,956.56
OO : Relevant and quality tertiary education ensured to achieve inclusive growth and access of poor but deserving students to quality tertiary education increased		41,168,000.00	0.00	41,168,000.00	41,168,000.00	0.00	0.00	0.00	41,168,000.00	9,410,258.56	0.00	0.00	0.00	9,410,258.56
HIGHER EDUCATION PROGRAM		41,168,000.00	0.00	41,168,000.00	41,168,000.00	0.00	0.00	0.00	41,168,000.00	9,410,258.56	0.00	0.00	0.00	9,410,258.56
Provision of Higher Education Services	310100100002000	41,168,000.00	0.00	41,168,000.00	41,168,000.00	0.00	0.00	0.00	41,168,000.00	9,410,258.56	0.00	0.00	0.00	9,410,258.56
PS		41,168,000.00	0.00	41,168,000.00	41,168,000.00	0.00	0.00	0.00	41,168,000.00	9,410,258.56	0.00	0.00	0.00	9,410,258.56
OO : Higher education research improved to promote economic productivity and innovation		356,000.00	0.00	356,000.00	356,000.00	0.00	0.00	0.00	356,000.00	85,698.00	0.00	0.00	0.00	85,698.00
ADVANCED EDUCATION PROGRAM		77,000.00	0.00	77,000.00	77,000.00	0.00	0.00	0.00	77,000.00	18,659.52	0.00	0.00	0.00	18,659.52
Provision of Advanced Education Services	320100100001000	77,000.00	0.00	77,000.00	77,000.00	0.00	0.00	0.00	77,000.00	18,659.52	0.00	0.00	0.00	18,659.52
PS		77,000.00	0.00	77,000.00	77,000.00	0.00	0.00	0.00	77,000.00	18,659.52	0.00	0.00	0.00	18,659.52
RESEARCH PROGRAM		279,000.00	0.00	279,000.00	279,000.00	0.00	0.00	0.00	279,000.00	67,038.48	0.00	0.00	0.00	67,038.48
Conduct of Research Services	320200100001000	279,000.00	0.00	279,000.00	279,000.00	0.00	0.00	0.00	279,000.00	67,038.48	0.00	0.00	0.00	67,038.48
PS		279,000.00	0.00	279,000.00	279,000.00	0.00	0.00	0.00	279,000.00	67,038.48	0.00	0.00	0.00	67,038.48
Sub-total, Operations		41,524,000.00	0.00	41,524,000.00	41,524,000.00	0.00	0.00	0.00	41,524,000.00	9,495,956.56	0.00	0.00	0.00	9,495,956.56
PS		41,524,000.00	0.00	41,524,000.00	41,524,000.00	0.00	0.00	0.00	41,524,000.00	9,495,956.56	0.00	0.00	0.00	9,495,956.56
Sub-total, II. Automatic Appropriations		49,632,000.00	0.00	49,632,000.00	49,632,000.00	0.00	0.00	0.00	49,632,000.00	11,466,227.09	0.00	0.00	0.00	11,466,227.09
PS		49,632,000.00	0.00	49,632,000.00	49,632,000.00	0.00	0.00	0.00	49,632,000.00	11,466,227.09	0.00	0.00	0.00	11,466,227.09
GRAND TOTAL		982,906,000.00	0.00	982,906,000.00	828,468,000.00	0.00	0.00	0.00	828,468,000.00	139,925,697.12	0.00	0.00	0.00	139,925,697.12
Recapitulation by OO:														
ADVANCED EDUCATION PROGRAM		2,719,000.00	0.00	2,719,000.00	2,719,000.00	0.00	0.00	0.00	2,719,000.00	181,099.36	0.00	0.00	0.00	181,099.36
RESEARCH PROGRAM		4,085,000.00	0.00	4,085,000.00	4,085,000.00	0.00	0.00	0.00	4,085,000.00	728,741.00	0.00	0.00	0.00	728,741.00
HIGHER EDUCATION PROGRAM		652,639,000.00	0.00	652,639,000.00	640,639,000.00	0.00	0.00	0.00	640,639,000.00	103,039,808.25	0.00	0.00	0.00	103,039,808.25
TECHNICAL ADVISORY EXTENSION PROGRAM		1,367,000.00	0.00	1,367,000.00	1,367,000.00	0.00	0.00	0.00	1,367,000.00	23,100.00	0.00	0.00	0.00	23,100.00

Prepared By:


Certified Correct:


Recommending Approval By:


Approved By:



MARY ANN T. CRUZ
 Administrative Officer IV
 Date: April 20, 2026 06:02 PM


MIAN N. FRANCISCO
 University Budget Officer
 Date: April 20, 2026 06:02 PM


MARICOR R. EUMAGUE
 Accountant III /
 Head, Accounting Unit
 Date: April 20, 2026 06:02 PM


CLARISSA N. MARINO
 Director, Finance Services
 Date: April 20, 2026 06:04 PM


MARVIN P. AMOIN, Ph.D.
 Vice President for Administration and Finance
 Date: April 20, 2026 06:04 PM


NANCY T. PASCUAL, Ed.D., RGC.
 SUC President
 Date: April 20, 2026 06:12 PM

This report was generated using the Unified Reporting System;

Status : SUBMITTED;

Date Printed : April 20, 2026 6:17 PM;

Date of initial submission : April 20, 2026 6:12 PM;

Date of final submission : April 20, 2026 6:12 PM

9,495,956.56	0.00	0.00	0.00	9,495,956.56	0.00	32,028,043.44	0.00	0.00
9,410,258.56	0.00	0.00	0.00	9,410,258.56	0.00	31,757,741.44	0.00	0.00
9,410,258.56	0.00	0.00	0.00	9,410,258.56	0.00	31,757,741.44	0.00	0.00
9,410,258.56	0.00	0.00	0.00	9,410,258.56	0.00	31,757,741.44	0.00	0.00
9,410,258.56	0.00	0.00	0.00	9,410,258.56	0.00	31,757,741.44	0.00	0.00
85,698.00	0.00	0.00	0.00	85,698.00	0.00	270,302.00	0.00	0.00
18,659.52	0.00	0.00	0.00	18,659.52	0.00	58,340.48	0.00	0.00
18,659.52	0.00	0.00	0.00	18,659.52	0.00	58,340.48	0.00	0.00
18,659.52	0.00	0.00	0.00	18,659.52	0.00	58,340.48	0.00	0.00
67,038.48	0.00	0.00	0.00	67,038.48	0.00	211,961.52	0.00	0.00
67,038.48	0.00	0.00	0.00	67,038.48	0.00	211,961.52	0.00	0.00
67,038.48	0.00	0.00	0.00	67,038.48	0.00	211,961.52	0.00	0.00
9,495,956.56	0.00	0.00	0.00	9,495,956.56	0.00	32,028,043.44	0.00	0.00
9,495,956.56	0.00	0.00	0.00	9,495,956.56	0.00	32,028,043.44	0.00	0.00
11,466,227.09	0.00	0.00	0.00	11,466,227.09	0.00	38,165,772.91	0.00	0.00
11,466,227.09	0.00	0.00	0.00	11,466,227.09	0.00	38,165,772.91	0.00	0.00
139,925,697.12	0.00	0.00	0.00	139,925,697.12	154,438,000.00	688,542,302.88	0.00	0.00
181,099.36	0.00	0.00	0.00	181,099.36	0.00	2,537,900.64	0.00	0.00
728,741.00	0.00	0.00	0.00	728,741.00	0.00	3,356,259.00	0.00	0.00
103,039,808.25	0.00	0.00	0.00	103,039,808.25	12,000,000.00	537,599,191.75	0.00	0.00
23,100.00	0.00	0.00	0.00	23,100.00	0.00	1,343,900.00	0.00	0.00

STATEMENT OF APPROPRIATIONS, ALLOTMENTS, OBLIGATIONS, DISBURSEMENTS AND BALANCES
As at the Quarter Ending March 31, 2026

Department : State Universities and Colleges (SUCs)
 Agency/Entity : University of Rizal System
 Operating Unit : < not applicable >
 Organization Code (UACS) : 08 042 0000000
 Fund Cluster : 01 - Regular Agency Fund

	Current Year Appropriations
	Supplemental Appropriations
X	Continuing Appropriations

(e.g. UACS Fund Cluster: 01-Regular Agency Fund, 02-Foreign Assisted Projects Fund, 03-Special Account-Locally Funded/Domestic Grants Fund, and 04-Special Account-Foreign Assisted/Foreign Grants Fund)

Particulars	UACS CODE	Appropriations			Allotments						Current Year Obligations				
		Authorized Appropriations	Adjustments (Transfer To/From, Modifications/Augmentations)	Adjusted Appropriations	Allotments		Adjustments (Reductions, Modifications/Augmentations)	Transfer To	Transfer From	Adjusted Allotments	1st Quarter Ending March 31	2nd Quarter Ending June 30	3rd Quarter Ending September 30	4th Quarter Ending December 31	Total
					SARO	Unobligated									
1	2	3	4	5=(3+4)	6	7	8	9	10	11=[(6+7+(-)8)-9+10]	12	13	14	15	16=(12+13+14+15)
Unreleased Appropriations		82,012,210.00	0.00	82,012,210.00	66,549,414.00	0.00	0.00	0.00	0.00	66,549,414.00	33,274,707.00	0.00	0.00	0.00	33,274,707.00
I. Agency Specific Budget		82,012,210.00	0.00	82,012,210.00	66,549,414.00	0.00	0.00	0.00	0.00	66,549,414.00	33,274,707.00	0.00	0.00	0.00	33,274,707.00
Operations	3000000000000000	82,012,210.00	0.00	82,012,210.00	66,549,414.00	0.00	0.00	0.00	0.00	66,549,414.00	33,274,707.00	0.00	0.00	0.00	33,274,707.00
OO : Relevant and quality tertiary education ensured to achieve inclusive growth and access of poor but deserving students to quality tertiary education increased		82,012,210.00	0.00	82,012,210.00	66,549,414.00	0.00	0.00	0.00	0.00	66,549,414.00	33,274,707.00	0.00	0.00	0.00	33,274,707.00
HIGHER EDUCATION PROGRAM		82,012,210.00	0.00	82,012,210.00	66,549,414.00	0.00	0.00	0.00	0.00	66,549,414.00	33,274,707.00	0.00	0.00	0.00	33,274,707.00
Locally-Funded Project(s)		82,012,210.00	0.00	82,012,210.00	66,549,414.00	0.00	0.00	0.00	0.00	66,549,414.00	33,274,707.00	0.00	0.00	0.00	33,274,707.00
Free Higher Education	310100200019000	82,012,210.00	0.00	82,012,210.00	66,549,414.00	0.00	0.00	0.00	0.00	66,549,414.00	33,274,707.00	0.00	0.00	0.00	33,274,707.00
MOOE		82,012,210.00	0.00	82,012,210.00	66,549,414.00	0.00	0.00	0.00	0.00	66,549,414.00	33,274,707.00	0.00	0.00	0.00	33,274,707.00
Sub-Total, Operations		82,012,210.00	0.00	82,012,210.00	66,549,414.00	0.00	0.00	0.00	0.00	66,549,414.00	33,274,707.00	0.00	0.00	0.00	33,274,707.00
MOOE		82,012,210.00	0.00	82,012,210.00	66,549,414.00	0.00	0.00	0.00	0.00	66,549,414.00	33,274,707.00	0.00	0.00	0.00	33,274,707.00
Sub-Total, I. Agency Specific Budget		82,012,210.00	0.00	82,012,210.00	66,549,414.00	0.00	0.00	0.00	0.00	66,549,414.00	33,274,707.00	0.00	0.00	0.00	33,274,707.00
MOOE		82,012,210.00	0.00	82,012,210.00	66,549,414.00	0.00	0.00	0.00	0.00	66,549,414.00	33,274,707.00	0.00	0.00	0.00	33,274,707.00
Unobligated Allotment		0.00	0.00	0.00	0.00	13,708,492.20	0.00	0.00	0.00	13,708,492.20	6,076.80	0.00	0.00	0.00	6,076.80
I. Agency Specific Budget		0.00	0.00	0.00	0.00	13,708,492.20	0.00	0.00	0.00	13,708,492.20	6,076.80	0.00	0.00	0.00	6,076.80
General Administration and Support	1000000000000000	0.00	0.00	0.00	0.00	79,811.40	0.00	0.00	0.00	79,811.40	0.00	0.00	0.00	0.00	0.00
General Management and Supervision	100000100001000	0.00	0.00	0.00	0.00	79,811.40	0.00	0.00	0.00	79,811.40	0.00	0.00	0.00	0.00	0.00
CO		0.00	0.00	0.00	0.00	79,811.40	0.00	0.00	0.00	79,811.40	0.00	0.00	0.00	0.00	0.00
Sub-Total, General Administration and Support		0.00	0.00	0.00	0.00	79,811.40	0.00	0.00	0.00	79,811.40	0.00	0.00	0.00	0.00	0.00
CO		0.00	0.00	0.00	0.00	79,811.40	0.00	0.00	0.00	79,811.40	0.00	0.00	0.00	0.00	0.00
Operations	3000000000000000	0.00	0.00	0.00	0.00	13,628,680.80	0.00	0.00	0.00	13,628,680.80	6,076.80	0.00	0.00	0.00	6,076.80
OO : Relevant and quality tertiary education ensured to achieve inclusive growth and access of poor but deserving students to quality tertiary education increased		0.00	0.00	0.00	0.00	13,628,680.80	0.00	0.00	0.00	13,628,680.80	6,076.80	0.00	0.00	0.00	6,076.80
HIGHER EDUCATION PROGRAM		0.00	0.00	0.00	0.00	13,628,680.80	0.00	0.00	0.00	13,628,680.80	6,076.80	0.00	0.00	0.00	6,076.80
Provision of Higher Education Services	310100100002000	0.00	0.00	0.00	0.00	1,128,680.80	0.00	0.00	0.00	1,128,680.80	6,076.80	0.00	0.00	0.00	6,076.80
MOOE		0.00	0.00	0.00	0.00	6,076.80	0.00	0.00	0.00	6,076.80	6,076.80	0.00	0.00	0.00	6,076.80
CO		0.00	0.00	0.00	0.00	1,122,604.00	0.00	0.00	0.00	1,122,604.00	0.00	0.00	0.00	0.00	0.00
Locally-Funded Project(s)		0.00	0.00	0.00	0.00	12,500,000.00	0.00	0.00	0.00	12,500,000.00	0.00	0.00	0.00	0.00	0.00

	Current Year Appropriations
	Supplemental Appropriations
X	Continuing Appropriations


Current Year Disbursements					Balances				
1st Quarter Ending March 31	2nd Quarter Ending June 30	3rd Quarter Ending September 30	4th Quarter Ending December 31	Total	Unused Funds		Unpaid Obligations (16-21)=(24+25)		
17	18	19	20	21=(17+18+19+20)	Unreleased Appropriations 22=(5-11)	Unobligated Allotments 23=(11-16)	Due and Demandable 24	Not Yet Due and Demandable 25	
33,274,707.00	0.00	0.00	0.00	33,274,707.00	15,462,796.00	33,274,707.00	0.00	0.00	
33,274,707.00	0.00	0.00	0.00	33,274,707.00	15,462,796.00	33,274,707.00	0.00	0.00	
33,274,707.00	0.00	0.00	0.00	33,274,707.00	15,462,796.00	33,274,707.00	0.00	0.00	
33,274,707.00	0.00	0.00	0.00	33,274,707.00	15,462,796.00	33,274,707.00	0.00	0.00	
33,274,707.00	0.00	0.00	0.00	33,274,707.00	15,462,796.00	33,274,707.00	0.00	0.00	
33,274,707.00	0.00	0.00	0.00	33,274,707.00	15,462,796.00	33,274,707.00	0.00	0.00	
33,274,707.00	0.00	0.00	0.00	33,274,707.00	15,462,796.00	33,274,707.00	0.00	0.00	
33,274,707.00	0.00	0.00	0.00	33,274,707.00	15,462,796.00	33,274,707.00	0.00	0.00	
33,274,707.00	0.00	0.00	0.00	33,274,707.00	15,462,796.00	33,274,707.00	0.00	0.00	
33,274,707.00	0.00	0.00	0.00	33,274,707.00	15,462,796.00	33,274,707.00	0.00	0.00	
33,274,707.00	0.00	0.00	0.00	33,274,707.00	15,462,796.00	33,274,707.00	0.00	0.00	
33,274,707.00	0.00	0.00	0.00	33,274,707.00	15,462,796.00	33,274,707.00	0.00	0.00	
33,274,707.00	0.00	0.00	0.00	33,274,707.00	15,462,796.00	33,274,707.00	0.00	0.00	
6,076.80	0.00	0.00	0.00	6,076.80	0.00	13,702,415.40	0.00	0.00	
6,076.80	0.00	0.00	0.00	6,076.80	0.00	13,702,415.40	0.00	0.00	
0.00	0.00	0.00	0.00	0.00	0.00	79,811.40	0.00	0.00	
0.00	0.00	0.00	0.00	0.00	0.00	79,811.40	0.00	0.00	
0.00	0.00	0.00	0.00	0.00	0.00	79,811.40	0.00	0.00	
0.00	0.00	0.00	0.00	0.00	0.00	79,811.40	0.00	0.00	
0.00	0.00	0.00	0.00	0.00	0.00	79,811.40	0.00	0.00	
6,076.80	0.00	0.00	0.00	6,076.80	0.00	13,622,604.00	0.00	0.00	
6,076.80	0.00	0.00	0.00	6,076.80	0.00	13,622,604.00	0.00	0.00	
6,076.80	0.00	0.00	0.00	6,076.80	0.00	1,122,604.00	0.00	0.00	
6,076.80	0.00	0.00	0.00	6,076.80	0.00	0.00	0.00	0.00	
0.00	0.00	0.00	0.00	0.00	0.00	1,122,604.00	0.00	0.00	
0.00	0.00	0.00	0.00	0.00	0.00	12,500,000.00	0.00	0.00	

Department : State Universities and Colleges (SUCs)
 Agency/Entity : University of Rizal System
 Operating Unit : < not applicable >
 Organization Code (UACS) : 08 042 0000000
 Fund Cluster : 01 - Regular Agency Fund


(e.g. UACS Fund Cluster: 01-Regular Agency Fund, 02-Foreign Assisted Projects Fund, 03-Special Account-Locally Funded/Domestic Grants Fund, and 04-Special Account-Foreign Assisted/Foreign Grants Fund)

Particulars	UACS CODE	Appropriations			Allotments						Current Year Obligations				
		Authorized Appropriations	Adjustments (Transfer To/From, Modifications/Augmentations)	Adjusted Appropriations	Allotments		Adjustments (Reductions, Modifications/Augmentations)	Transfer To	Transfer From	Adjusted Allotments	1st Quarter Ending March 31	2nd Quarter Ending June 30	3rd Quarter Ending September 30	4th Quarter Ending December 31	Total
					SARO	Unobligated									
1	2	3	4	5=(3+4)	6	7	8	9	10	11=[(6+7)+(8)-9+10]	12	13	14	15	16=(12+13+14+15)
Construction of Techno-Biz Building in URS Binangonan Campus	310100200025000	0.00	0.00	0.00	0.00	12,500,000.00	0.00	0.00	0.00	0.00	12,500,000.00	0.00	0.00	0.00	0.00
CO		0.00	0.00	0.00	0.00	12,500,000.00	0.00	0.00	0.00	0.00	12,500,000.00	0.00	0.00	0.00	0.00
Sub-Total, Operations		0.00	0.00	0.00	0.00	13,628,680.80	0.00	0.00	0.00	0.00	13,628,680.80	6,076.80	0.00	0.00	0.00
MOOE		0.00	0.00	0.00	0.00	6,076.80	0.00	0.00	0.00	0.00	6,076.80	6,076.80	0.00	0.00	0.00
CO		0.00	0.00	0.00	0.00	13,622,604.00	0.00	0.00	0.00	0.00	13,622,604.00	0.00	0.00	0.00	0.00
Sub-Total, I. Agency Specific Budget		0.00	0.00	0.00	0.00	13,708,492.20	0.00	0.00	0.00	0.00	13,708,492.20	6,076.80	0.00	0.00	0.00
MOOE		0.00	0.00	0.00	0.00	6,076.80	0.00	0.00	0.00	0.00	6,076.80	6,076.80	0.00	0.00	0.00
CO		0.00	0.00	0.00	0.00	13,702,415.40	0.00	0.00	0.00	0.00	13,702,415.40	0.00	0.00	0.00	0.00
GRAND TOTAL		82,012,210.00	0.00	82,012,210.00	66,549,414.00	13,708,492.20	0.00	0.00	0.00	0.00	80,257,906.20	33,280,783.80	0.00	0.00	0.00
MOOE		82,012,210.00	0.00	82,012,210.00	66,549,414.00	6,076.80	0.00	0.00	0.00	0.00	66,555,490.80	33,280,783.80	0.00	0.00	0.00
CO		0.00	0.00	0.00	0.00	13,702,415.40	0.00	0.00	0.00	0.00	13,702,415.40	0.00	0.00	0.00	0.00
Recapitulation by OO:															
Unreleased Appropriations		82,012,210.00	0.00	82,012,210.00	66,549,414.00	0.00	0.00	0.00	0.00	0.00	66,549,414.00	33,274,707.00	0.00	0.00	0.00
HIGHER EDUCATION PROGRAM		82,012,210.00	0.00	82,012,210.00	66,549,414.00	0.00	0.00	0.00	0.00	0.00	66,549,414.00	33,274,707.00	0.00	0.00	0.00
Unobligated Allotment		0.00	0.00	0.00	0.00	13,628,680.80	0.00	0.00	0.00	0.00	13,628,680.80	6,076.80	0.00	0.00	0.00
HIGHER EDUCATION PROGRAM		0.00	0.00	0.00	0.00	13,628,680.80	0.00	0.00	0.00	0.00	13,628,680.80	6,076.80	0.00	0.00	0.00


Prepared By:


 MARY ANN T. CRUZ
 Administrative Officer IV
 Date: April 20, 2026 06:02 PM


Certified Correct:



 MIAN N. FRANCISCO
 University Budget Officer
 Date: April 20, 2026 06:02 PM


Recommending Approval By:


 MARJORIE R. EUMAGUE
 Accountant III /
 Head, Accounting Unit
 Date: April 20, 2026 06:02 PM

Approved By:


 CLARISSA N. MARINO
 Director, Finance Services
 Date: April 20, 2026 06:04 PM


 MARVIN P. AMOIN, Ph.D.
 Vice President for Administration and Finance
 Date: April 20, 2026 06:04 PM


 NANCY T. PASCUAL, Ed.D., RGC.
 SUC President
 Date: April 20, 2026 06:12 PM

Current Year Disbursements					Balances				
1st Quarter Ending March 31	2nd Quarter Ending June 30	3rd Quarter Ending September 30	4th Quarter Ending December 31	Total	Unused Funds		Unpaid Obligations (16-21)=(24+25)		
					Unreleased Appropriations	Unobligated Allotments	Due and Demandable	Not Yet Due and Demandable	
17	18	19	20	21=(17+18+19+20)	22=(5-11)	23=(11-16)	24	25	
0.00	0.00	0.00	0.00	0.00	0.00	12,500,000.00	0.00	0.00	
0.00	0.00	0.00	0.00	0.00	0.00	12,500,000.00	0.00	0.00	
6,076.80	0.00	0.00	0.00	6,076.80	0.00	13,622,604.00	0.00	0.00	
6,076.80	0.00	0.00	0.00	6,076.80	0.00	0.00	0.00	0.00	
0.00	0.00	0.00	0.00	0.00	0.00	13,622,604.00	0.00	0.00	
6,076.80	0.00	0.00	0.00	6,076.80	0.00	13,702,415.40	0.00	0.00	
6,076.80	0.00	0.00	0.00	6,076.80	0.00	0.00	0.00	0.00	
0.00	0.00	0.00	0.00	0.00	0.00	13,702,415.40	0.00	0.00	
33,280,783.80	0.00	0.00	0.00	33,280,783.80	15,462,796.00	46,977,122.40	0.00	0.00	
33,280,783.80	0.00	0.00	0.00	33,280,783.80	15,462,796.00	33,274,707.00	0.00	0.00	
0.00	0.00	0.00	0.00	0.00	0.00	13,702,415.40	0.00	0.00	
33,274,707.00	0.00	0.00	0.00	33,274,707.00	15,462,796.00	33,274,707.00	0.00	0.00	
33,274,707.00	0.00	0.00	0.00	33,274,707.00	15,462,796.00	33,274,707.00	0.00	0.00	
6,076.80	0.00	0.00	0.00	6,076.80	0.00	13,622,604.00	0.00	0.00	
6,076.80	0.00	0.00	0.00	6,076.80	0.00	13,622,604.00	0.00	0.00	