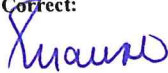




QUARTERLY REPORT OF REVENUE AND OTHER RECEIPTS  
As at the Quarter Ending December 31, 2025

Department : State Universities and Colleges (SUCs)  
Agency/Entity : University of Rizal System  
Operating Unit : < not applicable >  
Organization Code (UACS) : 08 042 0000000  
Fund Cluster : 05 - Internally Generated Funds

Classification/Sources of Revenue and Other Receipts	UACS CODE	REVENUE TARGET (Annual) per BESF	Actual Revenue and Other Receipts Collections					Cumulative Remittance/Deposits to Date			Variance		Remarks
			1st Quarter Ending March 31	2nd Quarter Ending June 30	3rd Quarter Ending September 30	4th Quarter Ending December 31	Total	Remittance to BTr	Deposited with AGDB	Total	Amount	%	
			4	5	6	7	8=(4+5+6+7)	9	10	11=(9+10)	12=(8-3)	13=(12/3)	
1	2	3											14
Internally Generated Funds		249,796,000.00	92,225,019.00	76,692,695.84	7,970,221.84	9,045,651.00	185,933,587.68	0.00	185,933,587.68	185,933,587.68	(63,862,412.32)	-26 %	
Revenue Collections		249,796,000.00	92,225,019.00	76,692,695.84	7,970,221.84	9,045,651.00	185,933,587.68	0.00	185,933,587.68	185,933,587.68	(63,862,412.32)	-26 %	
Cash Revenue		249,796,000.00	92,225,019.00	76,692,695.84	7,970,221.84	9,045,651.00	185,933,587.68	0.00	185,933,587.68	185,933,587.68	(63,862,412.32)	-26 %	
Non-Tax		249,796,000.00	92,225,019.00	76,692,695.84	7,970,221.84	9,045,651.00	185,933,587.68	0.00	185,933,587.68	185,933,587.68	(63,862,412.32)	-26 %	
Other Service Income	4020199099	0.00	0.00	0.00	0.00	0.00	0.00	0.00	0.00	0.00	0.00	0 %	
Tuition Fees	4020201001	109,586,000.00	48,971,050.00	44,459,306.59	3,220,957.74	508,890.00	97,158,204.33	0.00	97,158,204.33	97,158,204.33	(12,427,795.67)	-11 %	
Income Collected from Students	4020201002	140,210,000.00	43,227,757.00	29,145,256.25	2,089,945.00	4,818,200.00	79,281,158.25	0.00	79,281,158.25	79,281,158.25	(60,928,841.75)	-43 %	
Other School Fees	4020201099	0.00	0.00	3,088,133.00	2,658,384.00	3,719,561.00	9,466,078.00	0.00	9,466,078.00	9,466,078.00	9,466,078.00	0 %	
Miscellaneous Income	4060999000	0.00	26,212.00	0.00	935.10	1,000.00	28,147.10	0.00	28,147.10	28,147.10	28,147.10	0 %	
GRAND TOTAL		249,796,000.00	92,225,019.00	76,692,695.84	7,970,221.84	9,045,651.00	185,933,587.68	0.00	185,933,587.68	185,933,587.68	(63,862,412.32)	-26 %	

Certified Correct:  
  
CLARISSA N. MARINO  
OIC - Director, Finance Services  
Date: January 27, 2026


Recommending Approval:  
  
MARVIN P. AMOIN, Ph.D.  
Vice President for Administration and Finance  
Date: January 27, 2026

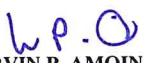
Approved By:  
  
NANCY T. PASCUAL, Ed.D.  
University President  
Date: January 27, 2026


QUARTERLY REPORT OF REVENUE AND OTHER RECEIPTS  
As at the Quarter Ending December 31, 2025

Department : State Universities and Colleges (SUCs)  
Agency/Entity : University of Rizal System  
Operating Unit : < not applicable >  
Organization Code (UACS) : 08 042 0000000  
Fund Cluster : 06 - Business Related Funds

Classification/Sources of Revenue and Other Receipts	UACS CODE	REVENUE TARGET (Annual) per BESF	Actual Revenue and Other Receipts Collections					Cumulative Remittance/Deposits to Date			Variance		Remarks
			1st Quarter Ending March 31	2nd Quarter Ending June 30	3rd Quarter Ending September 30	4th Quarter Ending December 31	Total	Remittance to BTr	Deposited with AGDB	Total	Amount	%	
			4	5	6	7	8=(4+5+6+7)	9	10	11=(9+10)	12=(8-3)	13=(12/3)	
1	2	3	4	5	6	7	8=(4+5+6+7)	9	10	11=(9+10)	12=(8-3)	13=(12/3)	14
Business Related Funds		23,769,690.00	2,558,928.24	5,587,731.24	2,530,398.59	2,304,574.46	12,981,632.53	0.00	12,981,632.53	12,981,632.53	(10,788,057.47)	-45 %	
Revenue Collections		23,769,690.00	2,558,928.24	5,587,731.24	2,530,398.59	2,304,574.46	12,981,632.53	0.00	12,981,632.53	12,981,632.53	(10,788,057.47)	-45 %	
Cash Revenue		23,769,690.00	2,558,928.24	5,587,731.24	2,530,398.59	2,304,574.46	12,981,632.53	0.00	12,981,632.53	12,981,632.53	(10,788,057.47)	-45 %	
Non-Tax		23,769,690.00	2,558,928.24	5,587,731.24	2,530,398.59	2,304,574.46	12,981,632.53	0.00	12,981,632.53	12,981,632.53	(10,788,057.47)	-45 %	
Rent/Lease Income	4020205000	3,234,720.00	528,500.00	255,115.60	274,336.95	408,777.06	1,466,729.61	0.00	1,466,729.61	1,466,729.61	(1,767,990.39)	-55 %	
Income from Hostels/Dormitories and other Like facilities	4020213000	70,000.00	54,000.00	36,500.00	51,000.00	72,000.00	213,500.00	0.00	213,500.00	213,500.00	143,500.00	205 %	
Income from Printing and Publication	4020215000	2,000,000.00	91,505.50	152,394.50	92,092.00	9,040.00	345,032.00	0.00	345,032.00	345,032.00	(1,654,968.00)	-83 %	
Other Sales	4020216099	9,063,620.00	224,418.00	3,693,041.00	1,439,769.00	528,377.00	5,885,605.00	0.00	5,885,605.00	5,885,605.00	(3,178,015.00)	-35 %	
Interest on NG Deposits	4020221001	0.00	3,156.97	3,440.89	4,048.54	3,920.45	14,566.85	0.00	14,566.85	14,566.85	14,566.85	0 %	
Other Business Income	4020299099	9,401,350.00	1,544,297.77	1,232,739.25	669,152.10	1,282,459.95	4,728,649.07	0.00	4,728,649.07	4,728,649.07	(4,672,700.93)	-50 %	
Miscellaneous Income	4060999000	0.00	113,050.00	214,500.00	0.00	0.00	327,550.00	0.00	327,550.00	327,550.00	327,550.00	0 %	
GRAND TOTAL		23,769,690.00	2,558,928.24	5,587,731.24	2,530,398.59	2,304,574.46	12,981,632.53	0.00	12,981,632.53	12,981,632.53	(10,788,057.47)	-45 %	

Certified Correct:  
  
CLARISSA N. MARINO  
OIC - Director, Finance Services  
Date: January 27, 2026

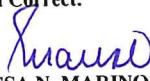
Recommending Approval:  
  
MARVIN P. AMOIN, Ph.D.  
Vice President for Administration and Finance  
Date: January 27, 2026


Approved By:  
  
NANCY T. PASCUAL, Ed.D.  
University President  
Date: January 27, 2026


QUARTERLY REPORT OF REVENUE AND OTHER RECEIPTS  
As at the Quarter Ending December 31, 2025

Department : State Universities and Colleges (SUCs)  
Agency/Entity : University of Rizal System  
Operating Unit : < not applicable >  
Organization Code (UACS) : 08 042 0000000  
Fund Cluster : 07 - Trust Receipts

Classification/Sources of Revenue and Other Receipts	UACS CODE	REVENUE TARGET (Annual) per BESF	Actual Revenue and Other Receipts Collections					Cumulative Remittance/Deposits to Date			Variance		Remarks
			1st Quarter Ending March 31	2nd Quarter Ending June 30	3rd Quarter Ending September 30	4th Quarter Ending December 31	Total	Remittance to BTr	Deposited with AGDB	Total	Amount	%	
			4	5	6	7	8=(4+5+6+7)	9	10	11=(9+10)	12=(8-3)	13=(12/3)	
1	2	3											14
Trust Receipts		16,920,350.00	1,610,350.00	15,310,000.00	6,180,899.00	17,579,593.00	40,680,842.00	0.00	40,680,842.00	40,680,842.00	23,760,492.00	140 %	
Trust Receipts Deposited with Authorized Government Depository Banks (AGDB)		16,920,350.00	1,610,350.00	15,310,000.00	6,180,899.00	17,579,593.00	40,680,842.00	0.00	40,680,842.00	40,680,842.00	23,760,492.00	140 %	
Development Bank of the Philippines		555,000.00	555,000.00	0.00	585,000.00	0.00	1,140,000.00	0.00	1,140,000.00	1,140,000.00	585,000.00	105 %	
Rizal Provincial Government		20,000.00	20,000.00	0.00	0.00	0.00	20,000.00	0.00	20,000.00	20,000.00	0.00	0 %	
CHED IV-A TDP		6,304,950.00	994,950.00	5,310,000.00	4,387,500.00	5,437,500.00	16,129,950.00	0.00	16,129,950.00	16,129,950.00	9,825,000.00	156 %	
CHED IV-A TES		40,400.00	40,400.00	0.00	80,800.00	11,685,700.00	11,806,900.00	0.00	11,806,900.00	11,806,900.00	11,766,500.00	29,125 %	
Department of Agriculture		10,000,000.00	0.00	10,000,000.00	0.00	0.00	10,000,000.00	0.00	10,000,000.00	10,000,000.00	0.00	0 %	
DOST - PCAARRD		0.00	0.00	0.00	1,127,599.00	456,393.00	1,583,992.00	0.00	1,583,992.00	1,583,992.00	1,583,992.00	0 %	
GRAND TOTAL		16,920,350.00	1,610,350.00	15,310,000.00	6,180,899.00	17,579,593.00	40,680,842.00	0.00	40,680,842.00	40,680,842.00	23,760,492.00	140 %	

Certified Correct:  
  
CLARISSA N. MARINO  
OIC - Director, Finance Services  
Date: January 27, 2026

Recommending Approval:  
  
MARVIN P. AMOIN, Ph.D.  
Vice President for Administration and Finance  
Date: January 27, 2026

Approved By:  
  
NANCY T. PASCUAL, Ed.D.  
University President  
Date: January 27, 2026