

Republic of the Philippines
UNIVERSITY OF RIZAL SYSTEM
Tanay, Rizal

REPORT OF INCOME
(RA Books)
For the period Ended December 31, 2014

GENERAL INCOME:

Business Income

School Fees	173,326,907.07	
Rent / Leasae Incmome	1,965,747.13	
Income from Hostels / Dormitoreis and Other Like Facilities	22,260.00	
Income from Printing and Publication	342,607.25	
Interest Income	160,027.07	
Other Business Income	3,760,906.54	
Other Service Income	21,625.99	
Net Sales Revenue	<u>3,350,979.48</u>	182,951,060.53

Shares, Grants and Donations

Income from Grants and Donations in Kind		225,000.00
--	--	------------

Gains

Gain on Foreign Exchange (FOREX)	13,268.54	
Other Fines and Penalties	<u>244,743.52</u>	258,012.06

TOTAL INCOME

183,434,072.59

Certified Correct:


CLARISSA N. MARINO
Accountant III

Republic of the Philippines
UNIVERSITY OF RIZAL SYSTEM
 Tanay, Rizal

CONSOLIDATED DETAILED STATEMENT OF INCOME AND EXPENSES
For the Month Ended September 30, 2014
FUND 101, 164, 161

INCOME

Subsidy Income from National Government	253,997,480.65	
Less: Reversal of Unused NCA	<u>35,789.31</u>	253,961,691.34
Other Service Income	21,625.99	
School Fees	99,627,693.18	
Rent / Lease Income	1,573,078.33	
Income from Hostels/ Dormitories and Other Like Facilities	21,150.00	
Income from Printing and Publication	338,542.25	
Interest Income	140,353.34	
Fines and Penalties - Business Income	244,743.52	
Other Business Income	2,290,046.74	
Gain of Foreign Exchange (FOREX)	13,268.54	
Sales Revenue	13,559,495.29	
Less: Cost of Goods Sold	<u>10,669,500.20</u>	<u>2,889,995.09</u>
		107,160,496.98
Total Income		361,122,188.32

LESS: EXPENSES

Salaries and Wages - Regular	165,627,977.88
Salaries and Wages - Casual/Contractual	9,374,844.27
Personal Economic Relief Allowance (PERA)	14,061,669.03
Representation Allowance (RA)	555,879.35
Transportation Allowance (TA)	165,231.26
Clothing/Uniform Allowance	3,609,584.00
Subsistence Allowance	33,762.50
Laundry Allowance	4,603.86
Productivity Incentive Allowance	1,320,000.00
Honoraria	14,949,656.24
Hazard Pay	231,427.35
Overtime and Night Pay	959,573.59
Year End Bonus	8,643,746.50
Cash Gift	<u>1,787,500.00</u>

Balance carried forward **221,325,455.83**

Balance brought forward	221,325,455.83
Other Bonuses and Allowances	7,297,308.50
Retirement and Life Insurance Premiums	18,631,507.87
Pag-IBIG Contributions	640,800.00
PhilHealth Contributions	1,792,487.50
Employees Compensation Insurance Premiums	635,962.54
Provident/Welfare Fund Contributions	1,502,962.44
Other Personnel Benefits	135,000.00
Traveling Expenses - Local	3,121,179.49
Training Expenses	1,444,292.58
Scholarship Grants/Expenses	7,294,302.25
Office Supplies Expenses	270,365.15
Medical, Dental and Laboratory Supplies Expenses	9,974.00
Fuel, Oil and Lubricants Expenses	873,836.60
Agricultural and Marine Supplies Expense	73,315.00
Textbooks and Instructional Materials Expenses	2,702.50
Other Supplies and Materials Expenses	1,877,251.58
Water Expenses	1,470,874.79
Electricity Expenses	11,580,642.98
Postage and Courier Services	624.00
Telephone Expenses	1,060,849.06
Internet Subscription Expenses	650,723.07
Cable, Satellite, Telegraph and Radio Expenses	374,735.93
Awards/Rewards Expenses	56,300.00
Prizes	107,900.00
Extraordinary and Miscellaneous Expenses	78,388.15
Legal Services	10,650.00
Other Professional Services	83,275.00
Security Services	1,803,538.22
Other General Services	2,958,390.85
Repairs and Maintenance - Land Improvements	25,730.00
Repairs and Maintenance - Infrastructure Assets	300,157.00
Repairs and Maintenance - Buildings and Other Structures	4,171,168.42
Repairs and Maintenance - Machinery and Equipment	404,614.00
Repairs and Maintenance - Transportation Equipment	269,275.36
Repairs and Maintenance - Furniture and Fixtures	85,607.22
Repairs and Maintenance - Other PPE	2,252.00
Taxes, Duties and Licenses	31,561.15
Fidelity Bonds Premiums	87,753.75
Insurance Expenses	76,113.98
Labor and Wages	7,987,195.69
Advertising Expenses	25,576.00
Balance carried forward	<u>300,632,600.45</u>

Balance brought forward	300,632,600.45	
Printing and Publication Expenses	748,279.63	
Representation Expenses	4,196,019.59	
Transportation and Delivery Expenses	10,235.00	
Rent/Lease Expenses	393,944.00	
Membership Dues and Contributions to Organizations	1,834,500.00	
Subscription Expenses	19,250.00	
Other Maintenance and Operating Expenses	200.00	307,835,028.67
		<hr/>
EXCESS OF INCOME OVER EXPENSES		<u><u>53,287,159.65</u></u>

Certified Correct:

CLARISSA N. MARINO
Accountant III

Republic of the Philippines
UNIVERSITY OF RIZAL SYSTEM
 Tanay, Rizal

CONSOLIDATED DETAILED STATEMENT OF INCOME AND EXPENSES
For the Month Ended March 31, 2014
FUND 101, 164, 161

INCOME

Subsidy Income from National Government	79,735,900.81		
Less: Reversal of Unused NCA	0.00		79,735,900.81
Other Service Income	3,287.43		
School Fees	19,867,318.15		
Rent / Lease Income	769,785.53		
Income from Hostels/ Dormitories and Other Like Facilities	13,750.00		
Income from Printing and Publication	1,650.00		
Interest Income	111,859.05		
Fines and Penalties - Business Income	4,858.34		
Other Business Income	709,360.80		
Gain of Foreign Exchange (FOREX)	13,268.54		
Sales Revenue	753,864.60		
Less: Cost of Goods Sold	473,980.00	279,884.60	21,775,022.44
Total Income			101,510,923.25

LESS: EXPENSES

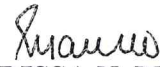
Salaries and Wages - Regular	49,817,613.71	
Salaries and Wages - Casual/Contractual	3,267,979.71	
Personal Economic Relief Allowance (PERA)	4,281,359.39	
Representation Allowance (RA)	75,145.27	
Transportation Allowance (TA)	29,250.00	
Clothing/Uniform Allowance	3,540,000.00	
Subsistence Allowance	8,800.00	
Laundry Allowance	1,199.97	
Productivity Incentive Allowance	1,310,000.00	
Honoraria	3,136,796.85	
Hazard Pay	58,449.10	
Overtime and Night Pay	166,934.13	
Retirement and Life Insurance Premiums	6,275,122.00	
Pag-IBIG Contributions	214,900.00	
Balance carried forward	72,183,550.13	

Balance brought forward**72,183,550.13**

PhilHealth Contributions	602,000.00	
Employees Compensation Insurance Premiums	213,201.86	
Provident/Welfare Fund Contributions	503,693.22	
Other Personnel Benefits	60,000.00	
Traveling Expenses - Local	760,210.59	
Training Expenses	215,600.00	
Scholarship Grants/Expenses	48,385.00	
Office Supplies Expenses	84,483.25	
Medical, Dental and Laboratory Supplies Expenses	455.00	
Fuel, Oil and Lubricants Expenses	196,506.44	
Other Supplies and Materials Expenses	187,598.05	
Water Expenses	327,210.03	
Electricity Expenses	3,100,977.63	
Postage and Courier Services	624.00	
Telephone Expenses	254,958.10	
Internet Subscription Expenses	236,828.53	
Cable, Satellite, Telegraph and Radio Expenses	89,498.00	
Awards/Rewards Expenses	19,150.00	
Prizes	19,000.00	
Extraordinary and Miscellaneous Expenses	12,563.42	
Legal Services	50.00	
Security Services	714,224.45	
Other General Services	1,039,173.99	
Repairs and Maintenance - Infrastructure Assets	63,742.00	
Repairs and Maintenance - Buildings and Other Structures	1,271,753.12	
Repairs and Maintenance - Transportation Equipment	128,801.23	
Repairs and Maintenance - Furniture and Fixtures	309.00	
Taxes, Duties and Licenses	8,569.06	
Insurance Expenses	42,347.62	
Labor and Wages	1,161,212.82	
Advertising Expenses	25,576.00	
Printing and Publication Expenses	15,105.00	
Representation Expenses	582,764.24	
Transportation and Delivery Expenses	7,020.00	
Rent/Lease Expenses	37,500.00	
Membership Dues and Contributions to Organizations	588,500.00	84,803,141.78

EXCESS OF INCOME OVER EXPENSES**16,707,781.47**

Certified Correct:

A handwritten signature in cursive script, appearing to read 'Clarissa N. Marino'.

CLARISSA N. MARINO
Accountant III

Republic of the Philippines
UNIVERSITY OF RIZAL SYSTEM
Tanay, Rizal

CONSOLIDATED CONDENSED STATEMENT OF INCOME & EXPENSES
For the Month Ended March 31, 2014
FUND 101, 164, 161


INCOME 101,510,923.25

Less: EXPENSES

Personal Services	73,562,445.21	
Maintenance & Other Operating Expenses	11,240,696.57	
Financial Expenses		84,803,141.78

Excess of Income Over Expenses 16,707,781.47

Certified Correct:


CLARISSA N. MARINO
Accountant III

Republic of the Philippines
UNIVERSITY OF RIZAL SYSTEM
 Tanay, Rizal

Consolidated Detailed Balance Sheet
As of March 31, 2014
FUND 101, 164, 161

ASSETS

ASSETS

Cash and Cash Equivalents			
Cash - Collecting Officer		310,936.04	
Petty Cash		35,000.00	
Cash In Bank - Local Currency, Current Account		256,518,647.61	
Cash - Modified Disbursement System (MDS), Regular		48,334.59	256,912,918.24
<hr/>			
Receivables			
Accounts Receivable	3,161,746.85		
<i>Less: Allowance for Impairment</i>	<u>2,012.41</u>	3,159,734.44	
Due from Officers and Employees		9,863.30	
Other Receivables		<u>1,639,974.41</u>	4,809,572.15
<hr/>			
Inventories			
Merchandise Inventory		1,530,629.50	
Office Supplies Inventory		15,677,709.66	
Accountable Forms, Plates and Stickers Inventory		565,960.00	
Drugs and Medicines Inventory		674,281.69	
Medical, Dental and Laboratory Supplies Inventory		1,353,685.05	
Agricultural and Marine Supplies Inventory		324,092.00	
Textbooks and Instructional Materials Inventory		3,306,813.08	
Other Supplies and Materials Inventory		<u>9,982,558.24</u>	33,415,729.22
<hr/>			
Property, Plant & Equipment			
Land		30,289,430.00	
Land Improvements, Aquaculture Struct	35,089,999.98		
<i>Less: Accumulated Depreciation</i>	<u>32,219,818.11</u>	2,870,181.87	
Water Supply Systems		3,405,867.90	
Buildings	1,068,668.53		
<i>Less: Accumulated Depreciation</i>	<u>624,164.51</u>	444,504.02	37,009,983.79
<hr/>			
Balance carried forward			<u>332,148,203.40</u>

Balance brought forward			332,148,203.40
--------------------------------	--	--	-----------------------

School Buildings	163,737,953.40		
<i>Less: Accumulated Depreciation</i>	<u>43,533,244.16</u>	120,204,709.24	
Other Structures	16,134,307.34		
<i>Less: Accumulated Depreciation</i>	<u>3,649,762.45</u>	12,484,544.89	
Machinery	10,819,620.80		
<i>Less: Accumulated Depreciation</i>	<u>4,646,347.07</u>	6,173,273.73	
Office Equipment	15,108,597.57		
<i>Less: Accumulated Depreciation</i>	<u>11,922,765.72</u>	3,185,831.85	
Information and Communication Techno	96,101,206.14		
<i>Less: Accumulated Depreciation</i>	<u>46,798,245.96</u>	49,302,960.18	
Agricultural and Forestry Equipment	149,270.00		
<i>Less: Accumulated Depreciation</i>	<u>68,819.10</u>	80,450.90	
Communication Equipment	4,914,718.13		
<i>Less: Accumulated Depreciation</i>	<u>2,175,803.29</u>	2,738,914.84	
Construction & Heavy Equipment	381,535.00		
<i>Less: Accumulated Depreciation</i>	<u>352,869.00</u>	28,666.00	
Disaster Response and Rescue Equipmen	455,657.00		
<i>Less: Accumulated Depreciation</i>	<u>230,426.78</u>	225,230.22	
Military and Polica Equipment	17,040.00		
<i>Less: Accumulated Depreciation</i>	<u>8,051.40</u>	8,988.60	
Medical, Dental & Laboratory Equipmen	1,383,565.32		
<i>Less: Accumulated Depreciation</i>	<u>593,971.56</u>	789,593.76	
Sports Equipment	923,143.40		
<i>Less: Accumulated Depreciation</i>	<u>355,889.32</u>	567,254.08	
Technical & Scientific Equipment	10,815,154.80		
<i>Less: Accumulated Depreciation</i>	<u>1,959,085.03</u>	8,856,069.77	
Other Machinery & Equipment	15,762,527.87		
<i>Less: Accumulated Depreciation</i>	<u>6,003,978.93</u>	9,758,548.94	
Motor Vehicles	9,988,193.00		
<i>Less: Accumulated Depreciation</i>	<u>5,828,196.90</u>	4,159,996.10	
Other Transportation Equipment		18,550.00	
Furniture & fixtures	10,150,757.41		
<i>Less: Accumulated Depreciation</i>	<u>5,120,014.66</u>	5,030,742.75	
Books	9,266,865.50		
<i>Less: Accumulated Depreciation</i>	<u>1,631,049.92</u>	7,635,815.58	
Arts, Archeological Specimen and Other Exhibits		88,500.00	
Work/Other Animals		154,950.00	
Other Property, Plant & Equipment	2,892,385.36		
<i>Less: Accumulated Depreciation</i>	<u>1,158,135.11</u>	1,734,250.25	233,227,841.68

Balance carried forward			<u>565,376,045.08</u>
--------------------------------	--	--	------------------------------

Balance brought forward		565,376,045.08
-------------------------	--	----------------

Biological Assets		
Livestock Held for Consumption/Sale/Distribution	570,930.00	
Trees, Plants and Crops Held for Consumption/Sale/Distribut	<u>3,463,750.00</u>	4,034,680.00
Other Assets		
Advances for Payroll	24,089,221.22	
Other Assets	<u>4,311,107.27</u>	28,400,328.49
TOTAL ASSETS		<u>597,811,053.57</u>

LIABILITIES & EQUITY

LIABILITIES

Accounts Payable	376,707.00	
Due to Officers and Employees	17,227,316.43	
Due to BIR	20,553.96	
Due to GSIS	2,932.30	
Due to Pag-IBIG	673.51	
Due to Other NGAs	15,644,358.26	
Due to LGU's	791,524.00	
Trust Liabilities	56,754,769.98	
Guaranty/Security Deposits Payable	50,000.00	
Other Payables	<u>616,846.01</u>	91,485,681.45

EQUITY

Government Equity		<u>506,325,372.12</u>
TOTAL LIABILITIES & EQUITY		<u>597,811,053.57</u>

Certified Correct:


CLARISSA N. MARINO
Accountant III

Republic of the Philippines
UNIVERSITY OF RIZAL SYSTEM
Tanay, Rizal

CONSOLIDATED CONDENSED BALANCE SHEET
As of March 31, 2014
FUND 101, 164, 161

ASSETS

Current Assets

Cash	256,912,918.24	
Accounts Receivable (Net of Allowance for Doubtful Accounts)	4,809,572.15	
Inventories	<u>33,415,729.22</u>	295,138,219.61

Property, Plant & Equipment

Property, Plant & Equipment	439,118,464.45	
Less: Accumulated Depreciation	<u>168,880,638.98</u>	270,237,825.47

Biological Assets		4,034,680.00
--------------------------	--	--------------

Other Assets		<u>28,400,328.49</u>
---------------------	--	----------------------

TOTAL ASSETS		<u><u>597,811,053.57</u></u>
---------------------	--	------------------------------

LIABILITIES & EQUITY

Liabilities

Current Liabilities		91,485,681.45
---------------------	--	---------------

Equity

Government Equity		<u>506,325,372.12</u>
-------------------	--	-----------------------

TOTAL LIABILITIES & EQUITY		<u><u>597,811,053.57</u></u>
---------------------------------------	--	------------------------------

Certified Correct:



CLARISSA N. MARINO
Accountant III

Republic of the Philippines
UNIVERSITY OF RIZAL SYSTEM
Tanay, Rizal

CONSOLIDATED STATEMENT OF GOVERNMENT EQUITY
FUND 101, 164, 161
As of March 31, 2014

Government Equity, January 1, 2014		491,640,229.77
Retained Operating Surplus:		
Current Operations (Excess of Income Over Expenses)	16,707,781.47	
Adjustment of Prior Years	(2,022,639.12)	14,685,142.35
		<hr/>
Government Equity, March 31, 2014		<u><u>506,325,372.12</u></u>

Certified Correct:


CLARISSA N. MARINO
Accountant III

Republic of the Philippines
UNIVERSITY OF RIZAL SYSTEM
 Tanay, Rizal

CONSOLIDATED DETAILED STATEMENT OF INCOME AND EXPENSES
For the Month Ended June 30, 2014
FUND 101, 164, 161

INCOME

Subsidy Income from National Government	166,020,697.77	
Less: Reversal of Unused NCA	<u>823.89</u>	166,019,873.88
Other Service Income	3,725.80	
School Fees	91,889,757.41	
Rent / Lease Income	1,179,736.33	
Income from Hostels/ Dormitories and Other Like Facilities	21,150.00	
Income from Printing and Publication	2,200.00	
Interest Income	126,766.55	
Fines and Penalties - Business Income	212,682.69	
Other Business Income	1,610,662.79	
Gain of Foreign Exchange (FOREX)	13,268.54	
Sales Revenue	13,052,973.71	
Less: Cost of Goods Sold	<u>9,888,547.10</u>	<u>98,224,376.72</u>
Total Income		264,244,250.60

LESS: EXPENSES

Salaries and Wages - Regular	116,064,208.47
Salaries and Wages - Casual/Contractual	6,462,823.33
Personal Economic Relief Allowance (PERA)	9,835,649.67
Representation Allowance (RA)	272,287.50
Transportation Allowance (TA)	88,155.54
Clothing/Uniform Allowance	3,544,584.00
Subsistence Allowance	21,562.50
Laundry Allowance	2,940.26
Productivity Incentive Allowance	1,310,000.00
Honoraria	8,677,517.04
Hazard Pay	150,612.85
Overtime and Night Pay	521,372.80
Year End Bonus	8,643,746.50
Cash Gift	<u>1,787,500.00</u>
Balance carried forward	<u>157,382,960.46</u>

Balance brought forward	157,382,960.46
Retirement and Life Insurance Premiums	12,467,539.44
Pag-IBIG Contributions	427,900.00
PhilHealth Contributions	1,198,375.00
Employees Compensation Insurance Premiums	424,626.91
Provident/Welfare Fund Contributions	1,007,516.30
Other Personnel Benefits	120,000.00
Traveling Expenses - Local	1,505,265.87
Training Expenses	912,062.08
Scholarship Grants/Expenses	108,214.00
Office Supplies Expenses	124,410.67
Medical, Dental and Laboratory Supplies Expenses	9,485.00
Fuel, Oil and Lubricants Expenses	527,352.66
Agricultural and Marine Supplies Expense	55,215.00
Other Supplies and Materials Expenses	1,522,250.73
Water Expenses	915,360.54
Electricity Expenses	6,504,386.62
Postage and Courier Services	624.00
Telephone Expenses	619,232.74
Internet Subscription Expenses	491,649.40
Cable, Satellite, Telegraph and Radio Expenses	229,959.17
Awards/Rewards Expenses	25,150.00
Prizes	19,000.00
Extraordinary and Miscellaneous Expenses	52,991.38
Legal Services	10,650.00
Security Services	1,170,341.90
Other General Services	2,624,818.85
Repairs and Maintenance - Land Improvements	25,730.00
Repairs and Maintenance - Infrastructure Assets	104,247.00
Repairs and Maintenance - Buildings and Other Structures	2,949,042.66
Repairs and Maintenance - Machinery and Equipment	240,129.00
Repairs and Maintenance - Transportation Equipment	160,532.11
Repairs and Maintenance - Furniture and Fixtures	2,484.00
Taxes, Duties and Licenses	25,583.03
Fidelity Bonds Premiums	72,750.00
Insurance Expenses	71,843.40
Labor and Wages	3,847,823.87
Advertising Expenses	25,576.00
Printing and Publication Expenses	575,598.00
Representation Expenses	1,151,518.72
Transportation and Delivery Expenses	8,470.00
Balance carried forward	<u>199,718,666.51</u>

Republic of the Philippines
UNIVERSITY OF RIZAL SYSTEM
Tanay, Rizal

CONSOLIDATED CONDENSED STATEMENT OF INCOME & EXPENSES
For the Month Ended June 30, 2014
FUND 101, 164, 161


INCOME 264,244,250.60

Less: EXPENSES

Personal Services	173,028,918.11	
Maintenance & Other Operating Expenses	27,926,892.40	
Financial Expenses		200,955,810.51

Excess of Income Over Expenses 63,288,440.09

Certified Correct:


CLARISSA N. MARINO
Accountant III

Republic of the Philippines
UNIVERSITY OF RIZAL SYSTEM
 Tanay, Rizal

Consolidated Detailed Balance Sheet
As of June 30, 2014
FUND 101, 164, 161

ASSETS

ASSETS

Cash and Cash Equivalents			
Cash - Collecting Officer		74,682.29	
Petty Cash		35,000.00	
Cash In Bank - Local Currency, Current Account		315,564,226.41	
Cash - Modified Disbursement System (MDS), Regular		<u>82,476.12</u>	315,756,384.82
Receivables			
Accounts Receivable	7,095,192.78		
<i>Less: Allowance for Impairment</i>	<u>2,012.41</u>	7,093,180.37	
Receivables - Disallowances/Charges		289,300.00	
Due from Officers and Employees		13,188.38	
Other Receivables		<u>1,492,987.41</u>	8,888,656.16
Inventories			
Merchandise Inventory		1,671,157.95	
Office Supplies Inventory		19,644,370.16	
Accountable Forms, Plates and Stickers Inventory		615,960.00	
Drugs and Medicines Inventory		937,509.54	
Medical, Dental and Laboratory Supplies Inventory		1,481,948.10	
Agricultural and Marine Supplies Inventory		371,452.00	
Textbooks and Instructional Materials Inventory		3,438,131.08	
Other Supplies and Materials Inventory		<u>13,093,701.50</u>	41,254,230.33
Property, Plant & Equipment			
Land		30,289,430.00	
Land Improvements, Aquaculture Structures	35,089,999.98		
<i>Less: Accumulated Depreciation</i>	<u>32,219,818.11</u>	2,870,181.87	
Other Land Improvements		63,920.00	
Water Supply Systems		3,405,867.90	
Buildings	1,068,668.53		
<i>Less: Accumulated Depreciation</i>	<u>624,164.51</u>	444,504.02	37,073,903.79
Balance carried forward			<u>402,973,175.10</u>

Balance brought forward			402,973,175.10
School Buildings	167,329,871.63		
Less: Accumulated Depreciation	<u>43,533,244.16</u>	123,796,627.47	
Other Structures	16,298,774.26		
Less: Accumulated Depreciation	<u>3,649,762.45</u>	12,649,011.81	
Machinery	10,819,620.80		
Less: Accumulated Depreciation	<u>4,646,347.07</u>	6,173,273.73	
Office Equipment	15,414,809.44		
Less: Accumulated Depreciation	<u>11,922,765.72</u>	3,492,043.72	
Information and Communication Techno	96,611,425.74		
Less: Accumulated Depreciation	<u>46,798,245.96</u>	49,813,179.78	
Agricultural and Forestry Equipment	204,156.00		
Less: Accumulated Depreciation	<u>68,819.10</u>	135,336.90	
Communication Equipment	5,062,188.13		
Less: Accumulated Depreciation	<u>2,175,803.29</u>	2,886,384.84	
Construction & Heavy Equipment	381,535.00		
Less: Accumulated Depreciation	<u>352,869.00</u>	28,666.00	
Disaster Response and Rescue Equipmen	455,657.00		
Less: Accumulated Depreciation	<u>230,426.78</u>	225,230.22	
Military and Polica Equipment	17,040.00		
Less: Accumulated Depreciation	<u>8,051.40</u>	8,988.60	
Medical, Dental & Laboratory Equipmen	1,462,565.32		
Less: Accumulated Depreciation	<u>593,971.56</u>	868,593.76	
Sports Equipment	923,143.40		
Less: Accumulated Depreciation	<u>355,889.32</u>	567,254.08	
Technical & Scientific Equipment	10,815,154.80		
Less: Accumulated Depreciation	<u>1,959,085.03</u>	8,856,069.77	
Other Machinery & Equipment	15,886,492.87		
Less: Accumulated Depreciation	<u>6,003,978.93</u>	9,882,513.94	
Motor Vehicles	11,306,493.00		
Less: Accumulated Depreciation	<u>5,828,196.90</u>	5,478,296.10	
Other Transportation Equipment		18,550.00	
Furniture & fixtures	10,328,117.41		
Less: Accumulated Depreciation	<u>5,120,014.66</u>	5,208,102.75	
Books	9,536,538.50		
Less: Accumulated Depreciation	<u>1,631,049.92</u>	7,905,488.58	
Arts, Archeological Specimen and Other Exhibits		88,500.00	
Work/Other Animals		154,950.00	
Other Property, Plant & Equipment	2,892,385.36		
Less: Accumulated Depreciation	<u>1,158,135.11</u>	1,734,250.25	239,971,312.30
Balance carried forward			642,944,487.40

Balance brought forward		642,944,487.40
Biological Assets		
Livestock Held for Consumption/Sale/Distribution	570,930.00	
Trees, Plants and Crops Held for Consumption/Sale/Distribut	<u>3,463,750.00</u>	4,034,680.00
Other Assets		
Advances for Payroll	11,983,111.88	
Advances to Officers and Employees	5,020.00	
Other Assets	<u>4,311,107.27</u>	16,299,239.15
TOTAL ASSETS		<u>663,278,406.55</u>

LIABILITIES & EQUITY


LIABILITIES

Accounts Payable	4,992,865.05	
Due to Officers and Employees	12,029,684.34	
Due to BIR	2,052,745.60	
Due to GSIS	3,571,840.41	
Due to Pag-IBIG	1,202,777.77	
Due to PhilHealth	188,037.50	
Due to NGAs	15,281,338.43	
Due to LGUs	5,791,524.00	
Trust Liabilities	64,019,619.81	
Guaranty/Security Deposits Payable	50,000.00	
Other Payables	<u>944,492.70</u>	110,124,925.61

EQUITY

Accumulated Surplus / (Deficit)	<u>553,153,480.94</u>
TOTAL LIABILITIES & EQUITY	<u>663,278,406.55</u>

Certified Correct:



CLARISSA N. MARINO
 Accountant III

Republic of the Philippines
UNIVERSITY OF RIZAL SYSTEM
Tanay, Rizal

CONSOLIDATED STATEMENT OF GOVERNMENT EQUITY
FUND 101, 164, 161
As of June 30, 2014

Government Equity, January 1, 2014		491,640,229.77
Retained Operating Surplus:		
Current Operations (Excess of Income Over Expenses)	63,288,440.09	
Adjustment of Prior Years	(1,775,188.92)	61,513,251.17
		<hr/>
Government Equity, June 30, 2014		<u><u>553,153,480.94</u></u>

Certified Correct:


CLARISSA N. MARINO
Accountant III