

Republic of the Philippines
UNIVERSITY OF RIZAL SYSTEM
Tanay, Rizal

REPORT OF INCOME
(RA Books)
For the period Ended December 31, 2013

GENERAL INCOME:

Service Income

Registration Fees	3,995,095.00	
Athletic Fees	7,390,503.00	
Comprehensive Examination Fees	2,732,220.50	
Diploma & Graduation Fees	3,735,405.50	
Library Fees	3,994,956.50	
Medical, Dental & Laboratory Fees	3,832,917.00	
Transcript of Records Fee	771,765.00	
Other Service Income	46,377,350.09	
Fines & Penalties	11,422.00	72,841,634.59

Business Income

Income from Dormitory Operations	33,800.00	
Printing and Publication Income	7,890.00	
Rent Income	2,644,862.06	
Net Sales Revenue	2,728,430.86	
Tuition Fees	75,583,608.02	
Other Business Income	3,048,149.36	84,046,740.30


Other Income

Interest Income	64,833.92	
Miscellaneous Income	592,350.78	
Other Fines and Penalties	49,214.60	
Gain / Loss on Foreign Exchange	157,230.54	863,629.84

TOTAL INCOME

157,752,004.73

Certified Correct:



CLARISSA N. MARINO

Accountant III

Republic of the Philippines
UNIVERSITY OF RIZAL SYSTEM
Tanay, Rizal

REPORT OF INCOME
(RA Books)
For the period Ended November 30, 2013

GENERAL INCOME:

Service Income

Registration Fees	3,982,695.00	
Athletic Fees	7,361,503.00	
Comprehensive Examination Fees	2,688,690.50	
Diploma & Graduation Fees	3,539,885.50	
Library Fees	3,979,956.50	
Medical, Dental & Laboratory Fees	3,815,737.00	
Transcript of Records Fee	734,605.00	
Other Service Income	45,581,774.60	
Fines & Penalties	11,422.00	71,696,269.10

Business Income

Income from Dormitory Operations	33,800.00	
Printing and Publication Income	7,090.00	
Rent Income	2,453,368.06	
Net Sales Revenue	2,487,848.96	
Tuition Fees	74,415,313.71	
Other Business Income	2,761,779.97	82,159,200.70

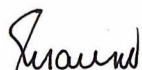
Other Income

Interest Income	45,599.64	
Miscellaneous Income	592,124.50	
Other Fines and Penalties	17,847.29	655,571.43

TOTAL INCOME

154,511,041.23

Certified Correct:


CLARISSA N. MARINO
Accountant III

Republic of the Philippines
UNIVERSITY OF RIZAL SYSTEM
 Tanay, Rizal

CONSOLIDATED DETAILED STATEMENT OF INCOME AND EXPENSES
For the Month Ended March 31, 2013
FUND 101, 164, 161

INCOME


Subsidy Income from National Government	74,921,028.00	
Less: Reversal of Unused NCA	<u>2,722.18</u>	74,918,305.82
Registration Fees	56,050.00	
Athletic Fees	126,540.00	
Comprehensive Exam Fees	99,955.00	
Diploma and Graduation Fees	1,387,312.50	
Library Fees	97,080.00	
Medical, Dental and Laboratory Fees	90,320.00	
Transcript of Records Fee	216,900.00	
Other Service Income	3,405,804.45	
Fines and Penalties - Other Service Income	2,800.00	
Income from Dormitory Operations	1,500.00	
Printing and Publication Income	1,750.00	
Rent Income	750,096.73	
Tuition Fees	10,554,597.44	
Other Business Income	721,535.26	
Interest Income	15,364.71	
Miscellaneous Income	412,373.50	
Other Fines and Penalties		
Sales Revenue	1,182,234.50	
Less: Cost of Goods Sold	<u>1,116,817.55</u>	<u>65,416.95</u>
		18,005,396.54
Total Income		92,923,702.36

LESS: EXPENSES

Salaries and Wages - Regular Pay	49,440,889.86
Salaries and Wages - Part time Pay	1,408,925.78
Salaries & Wages - Casual	61,912.68
Salaries and Wages - Contractual	2,540,537.36
Salaries and Wages - Emergency	2,652,791.93
Personnel Economic Relief Allowance	4,209,612.74
Representation Allowance	174,000.00
Transportation Allowance	100,767.42
Clothing/Uniform Allowance	3,520,000.00
Subsistence, Laundry & Quarter Allowance	16,500.00
Productivity Incentive Allowance	1,382,000.00
Honoraria	1,454,131.87
Hazard Pay	61,442.50
Overtime and Night Pay	80,594.85
Life & Retirement Insurance Contributions	6,283,018.29
PAG-IBIG Contributions	210,973.98
PHILHEALTH Contributions	598,737.50
ECC contributions	210,023.54
Other Personnel Benefits	1,319,605.38
Travelling Expenses - Local	440,939.35
Training Expenses	391,100.00
Scholarship Expenses	483,337.64
Office Supplies Expense	201,323.33
Accountable Forms Expenses	103,267.84
Food Supplies Expenses	483,266.50
Gasoline, Oil and Lubricants Expenses	265,206.75
Agricultural Supplies Expense	95,995.00
Textbooks and Instructional Materials Expense	43,954.50
Other Supplies Expense	222,985.80
Water Expenses	265,836.94
Electricity Expenses	2,735,222.91
Postage and Deliveries	25.00
Telephone Expenses - Landline	48,206.62
Telephone Expenses - Mobile	156,805.25
Internet Expenses	480,889.55
Cable, Satellite, Telegraph & Radio Expenses	104,188.00
Membership Dues & Contributions to Organization	771,419.16
Awards and Indemnities	45,300.00
Advertising Expense	6,000.00
Rent Expenses	19,500.00
Balance carried forward	83,091,235.82

Balance brought forward	83,091,235.82	
Representation Expenses	4,000.00	
Transportationa and Delivery Expenses	7,760.00	
Rewards and Other Claims	180,178.95	
Legal Services	700.00	
General Services	252,498.35	
Other Professional Services	20,000.00	
Repairs & Maintenance - School Buildings	34,152.50	
Repairs & Maintenance - Other Structures	29,355.00	
Repairs & Maintenance - Other Machineries and Equipment	1,400.00	
Repairs & Maintenance - Motor Vehicle	20,134.06	
Subsidy to NGOs / PO s	503,909.70	
Extraordinary Expenses	8,333.34	
Miscellaneous Expenses	25,269.29	
Taxes, Duties and Licenses	5,279.06	
Insurance Expense	23,121.64	
Bank Charges	7,100.00	84,214,427.71
EXCESS OF INCOME OVER EXPENSES		<u><u>8,709,274.65</u></u>

Certified Correct:


CLARISSA N. MARINO
 Accountant III

Republic of the Philippines
UNIVERSITY OF RIZAL SYSTEM
Tanay, Rizal

CONSOLIDATED CONDENSED STATEMENT OF INCOME & EXPENSES
For the Month Ended March 31, 2013
FUND 101, 164, 161

INCOME			92,923,702.36
Less: EXPENSES			
Personal Services	75,726,465.68		
Maintenance & Other Operating Expenses	8,457,740.39		
Financial Expenses	30,221.64	84,214,427.71	
Excess of Income Over Expenses			<u><u>8,709,274.65</u></u>

Certified Correct:


CLARISSA N. MARINO
Accountant III

Republic of the Philippines
UNIVERSITY OF RIZAL SYSTEM
Tanay, Rizal

Consolidated Detailed Balance Sheet
As of March 31, 2013
FUND 101, 164, 161

ASSETS

Current Assets

Cash

Cash - Collecting Officer	193,880.70	
Petty Cash Fund	300,000.00	
Payroll Fund	10,219,000.00	
Cash - National Treasury, MDS	364.58	
Cash In Bank - Local Currency, Current Account	173,169,935.82	
Cash In Bank - Local Currency, Time Deposits	34,971,155.52	
Cash In Bank - Foreign Currency, Time Deposits	<u>2,006,687.99</u>	220,861,024.61

Receivables

Accounts Receivable	3,567,163.26	
<i>Less: Allowance for Doubtful Accounts</i>	<u>149,982.84</u>	3,417,180.42
Advances to Officers & Employees		258,403.00
Other Receivables	<u>1,601,377.82</u>	5,276,961.24

Inventories

Merchandise Inventory	2,307,335.40	
Office Supplies Inventory	4,950,360.83	
Medical, Dental and Laboratory Supplies	645,042.75	
Agricultural Supplies Inventory	26,115.00	
Textbooks and Instructional Materials Inventory	577,930.90	
Other Supplies Inventory	1,817,399.56	
Livestock Inventory	218,000.00	
Crops & Fruits Inventory	<u>1,951,530.00</u>	12,493,714.44

Balance carried forward

238,631,700.29

Balance brought forward

238,631,700.29

Property, Plant & Equipment

Land		9,951,420.00	
Land Improvements	35,089,999.98		
<i>Less: Accumulated Depreciation</i>	<u>31,675,480.97</u>	3,414,519.01	
School Buildings	156,700,809.73		
<i>Less: Accumulated Depreciation</i>	<u>41,499,469.38</u>	115,201,340.35	
Office Buildings	1,068,668.53		
<i>Less: Accumulated Depreciation</i>	<u>624,164.51</u>	444,504.02	
Other Structures	13,100,149.74		
<i>Less: Accumulated Depreciation</i>	<u>3,008,973.05</u>	10,091,176.69	
Office Equipment	14,007,974.39		
<i>Less: Accumulated Depreciation</i>	<u>10,622,544.92</u>	3,385,429.47	
Furniture & fixtures	9,836,364.41		
<i>Less: Accumulated Depreciation</i>	<u>5,066,224.39</u>	4,770,140.02	
IT Equipment & Software	72,839,714.14		
<i>Less: Accumulated Depreciation</i>	<u>37,695,789.41</u>	35,143,924.73	
Library Books	9,567,883.00		
<i>Less: Accumulated Depreciation</i>	<u>1,628,444.42</u>	7,939,438.58	
Machineries	10,819,620.80		
<i>Less: Accumulated Depreciation</i>	<u>4,646,347.07</u>	6,173,273.73	
Agricultural, Fishery & Forestry Equipment	75,830.00		
<i>Less: Accumulated Depreciation</i>	<u>15,758.10</u>	60,071.90	
Communication Equipment	4,206,065.13		
<i>Less: Accumulated Depreciation</i>	<u>2,045,230.96</u>	2,160,834.17	
Construction & Heavy Equipment	381,535.00		
<i>Less: Accumulated Depreciation</i>	<u>352,869.00</u>	28,666.00	
Firefighting Equipment and Accessories	455,657.00		
<i>Less: Accumulated Depreciation</i>	<u>230,426.78</u>	225,230.22	
Medical, Dental & Laboratory Equipment	1,296,065.32		
<i>Less: Accumulated Depreciation</i>	<u>310,409.72</u>	985,655.60	
Military and Polica Equipment	17,040.00		
<i>Less: Accumulated Depreciation</i>	<u>6,517.80</u>	10,522.20	
Sports Equipment	873,143.40		
<i>Less: Accumulated Depreciation</i>	<u>355,514.32</u>	517,629.08	
Technical & Scientific Equipment	7,713,046.80		
<i>Less: Accumulated Depreciation</i>	<u>1,778,693.46</u>	5,934,353.34	
Other Machineries & Equipment	11,525,758.78		
<i>Less: Accumulated Depreciation</i>	<u>4,877,551.16</u>	6,648,207.62	
Motor Vehicles	7,338,193.00		
<i>Less: Accumulated Depreciation</i>	<u>5,223,779.58</u>	2,114,413.42	215,200,750.15

Balance carried forward

453,832,450.44

Balance brought forward**453,832,450.44**

Other Property, Plant & Equipment	2,892,385.36		
<i>Less: Accumulated Depreciation</i>	<u>1,158,135.11</u>	1,734,250.25	
Artesian Wells, Reservoir, Pumping Station & Conduits		<u>3,405,867.90</u>	5,140,118.15

Other Assets

Work/Other Animals		154,950.00	
Arts, Archeological Specimen and Other Exhibits		88,500.00	
Other Assets		<u>4,149,352.27</u>	<u>4,392,802.27</u>

TOTAL ASSETS**463,365,370.86****LIABILITIES & EQUITY****Current Liabilities**

Accounts Payable	1,350,251.28		
Due to Officers and Employees	1,555,872.94		
Due to BIR	677,007.52		
Due to GSIS	11,747.18		
Due to Pag-ibig	8,903.42		
Due to Philhealth	26,496.12		
Due to Other NGAs	10,062,762.16		
Due to LGU's	914,929.00		
Performance Bidders/ Bail Bonds Payable	296,000.00		
Other Payables	<u>52,385,228.47</u>		67,289,198.09

Equity

Government Equity		<u>396,076,172.77</u>	
-------------------	--	-----------------------	--

TOTAL LIABILITIES & EQUITY**463,365,370.86**

Certified Correct:

**CLARISSA N. MARINO**
Accountant III

Republic of the Philippines
UNIVERSITY OF RIZAL SYSTEM
Tanay, Rizal

CONSOLIDATED CONDENSED BALANCE SHEET
As of March 31, 2013
FUND 101, 164, 161

ASSETS

Current Assets

Cash	220,861,024.61	
Accounts Receivable (Net of Allowance for Doubtful Accounts)	5,276,961.24	
Inventories	12,493,714.44	238,631,700.29

Property, Plant & Equipment

Property, Plant & Equipment	373,163,192.41	
Less: Accumulated Depreciation	152,822,324.11	220,340,868.30

Other Assets

4,392,802.27

TOTAL ASSETS

463,365,370.86

LIABILITIES & EQUITY

Liabilities

Current Liabilities	67,289,198.09
---------------------	---------------

Equity

Government Equity	396,076,172.77
-------------------	----------------

TOTAL LIABILITIES & EQUITY

463,365,370.86

Certified Correct:



CLARISSA N. MARINO
Accountant III

Republic of the Philippines
UNIVERSITY OF RIZAL SYSTEM
Tanay, Rizal

CONSOLIDATED DETAILED STATEMENT OF INCOME
For the Month Ended September 30, 2013
FUND 101, 164, 161

INCOME

Subsidy Income from National Government	249,979,243.77		
Less: Reversal of Unused NCA	<u>180,070.98</u>		249,799,172.79
Registration Fees	2,276,253.00		
Athletic Fees	4,135,413.00		
Comprehensive Exam Fees	1,650,956.00		
Diploma and Graduation Fees	1,716,297.50		
Library Fees	2,327,392.50		
Medical, Dental and Laboratory Fees	2,205,927.00		
Transcript of Records Fee	527,670.00		
Other Service Income	28,908,395.99		
Fines and Penalties - Other Service Income	10,800.00		
Income from Dormitory Operations	33,800.00		
Printing and Publication Income	5,490.00		
Rent Income	2,099,608.56		
Tuition Fees	44,658,673.31		
Other Business Income	187,406.58		
Interest Income	42,335.71		
Miscellaneous Income	592,014.50		
Other Fines and Penalties	17,847.29		
Sales Revenue	12,467,399.64		
Less: Cost of Goods Sold	<u>8,982,573.49</u>	<u>3,484,826.15</u>	<u>94,881,107.09</u>
Total Income			<u><u>344,680,279.88</u></u>

Certified Correct:



CLARISSA N. MARINO
Accountant III

Republic of the Philippines
UNIVERSITY OF RIZAL SYSTEM
 Tanay, Rizal

CONSOLIDATED DETAILED STATEMENT OF INCOME AND EXPENSES
For the Month Ended June 30, 2013
FUND 101, 164, 161

INCOME

Subsidy Income from National Government	164,501,262.90	
Less: Reversal of Unused NCA	<u>25,212.37</u>	164,476,050.53
Registration Fees	2,201,753.00	
Athletic Fees	4,008,093.00	
Comprehensive Exam Fees	1,488,085.00	
Diploma and Graduation Fees	1,689,917.50	
Library Fees	2,245,945.00	
Medical, Dental and Laboratory Fees	2,134,967.00	
Transcript of Records Fee	446,680.00	
Other Service Income	27,335,455.55	
Fines and Penalties - Other Service Income	10,600.00	
Income from Dormitory Operations	17,600.00	
Printing and Publication Income	3,850.00	
Rent Income	1,223,861.73	
Tuition Fees	39,260,013.70	
Other Business Income	1,416,504.03	
Interest Income	27,138.03	
Miscellaneous Income	522,668.50	
Sales Revenue	5,370,762.00	
Less: Cost of Goods Sold	<u>4,500,412.85</u>	<u>84,903,481.19</u>
Total Income		249,379,531.72

LESS: EXPENSES

Salaries and Wages - Regular Pay	99,385,301.51
Salaries and Wages - Part time Pay	2,111,417.60
Salaries & Wages - Casual	142,697.10
Salaries and Wages - Contractual	4,373,448.98
Salaries and Wages - Emergency	5,954,355.76
Personnel Economic Relief Allowance	8,366,954.68
Representation Allowance	304,875.00
Transportation Allowance	323,987.83
Clothing/Uniform Allowance	4,158,934.62
Subsistence, Laundry & Quarter Allowance	30,463.03
Productivity Incentive Allowance	1,382,000.00
Honoraria	3,395,235.36
Hazard Pay	150,808.07
Overtime and Night Pay	418,223.36
Cash Gift	1,752,500.00
Year End Bonus	8,709,081.00
Life & Retirement Insurance Contributions	12,514,459.85
PAG-IBIG Contributions	419,273.98
PHILHEALTH Contributions	1,196,862.50
ECC contributions	418,012.28
Other Personnel Benefits	2,160,377.01
Travelling Expenses - Local	906,039.21
Travelling Expenses - Foreign	132,517.00
Training Expenses	956,350.00
Scholarship Expenses	618,084.78
Office Supplies Expense	4,080,664.96
Accountable Forms Expenses	100,057.00
Food Supplies Expenses	1,568,466.67
Drugs and Medicines Expenses	52,581.55
Medical, Dental and Laboratory Supplies Expense	30,596.20
Gasoline, Oil and Lubricants Expenses	505,136.56
Agricultural Supplies Expense	287,055.00
Textbooks and Instructional Materials Expense	91,454.50
Other Supplies Expense	947,202.30
Water Expenses	618,603.32
Electricity Expenses	6,504,724.95
Cooking Gas Expenses	700.00
Postage and Deliveries	193.00
Telephone Expenses - Landline	294,778.56
Telephone Expenses - Mobile	488,964.87
Balance carried forward	<u>175,853,439.95</u>

Balance brought forward**175,853,439.95**

Internet Expenses	760,623.83	
Cable, Satellite, Telegraph & Radio Expenses	176,039.25	
Membership Dues & Contributions to Organization	975,119.16	
Awards and Indemnities	47,300.00	
Advertising Expense	28,768.00	
Printing and Binding Expenses	349,439.15	
Rent Expenses	134,046.00	
Representation Expenses	5,669.00	
Transportation and Delivery Expenses	14,060.00	
Subscription Expenses	29,820.00	
Rewards and Other Claims	278,325.24	
Legal Services	900.00	
Consultancy Services	5,000.00	
General Services	430,208.11	
Other Professional Services	94,650.00	
Repairs & Maintenance - Electrification, Power and Energy	3,010.00	
Repairs & Maintenance - Office Buildings	124,790.08	
Repairs & Maintenance - School Buildings	651,310.50	
Repairs & Maintenance - Other Structures	137,363.00	
Repairs & Maintenance - Office Equipment	16,800.00	
Repairs & Maintenance - Furnitures and Fixtures	695.00	
Repairs & Maintenance - Machineries	2,080.00	
Repairs & Maintenance - Other Machineries and Equipment	21,448.00	
Repairs & Maintenance - Motor Vehicle	171,164.02	
Subsidy to NGOs / POs	1,008,850.79	
Extraordinary Expenses	51,481.37	
Miscellaneous Expenses	25,269.29	
Taxes, Duties and Licenses	13,266.24	
Fidelity Bond Premiums	72,750.00	
Insurance Expense	31,248.35	
Bank Charges	7,100.00	181,522,034.33

EXCESS OF INCOME OVER EXPENSES**67,857,497.39**

Certified Correct:

**CLARISSA N. MARINO**

Accountant III

Republic of the Philippines
UNIVERSITY OF RIZAL SYSTEM
Tanay, Rizal

CONSOLIDATED CONDENSED STATEMENT OF INCOME & EXPENSES
For the Month Ended June 30, 2013
FUND 101, 164, 161


INCOME 249,379,531.72

Less: EXPENSES

Personal Services	157,669,269.52	
Maintenance & Other Operating Expenses	23,845,664.81	
Financial Expenses	7,100.00	181,522,034.33

Excess of Income Over Expenses 67,857,497.39

Certified Correct:


CLARISSA N. MARINO
Accountant III

Republic of the Philippines
UNIVERSITY OF RIZAL SYSTEM
 Tanay, Rizal

Consolidated Detailed Balance Sheet
As of June 30, 2013
FUND 101, 164, 161

ASSETS

Current Assets

Cash

Cash - Collecting Officer	186,297.82	
Petty Cash Fund	175,000.00	
Payroll Fund	20,368,000.00	
Cash - National Treasury, MDS	2,247.27	
Cash In Bank - Local Currency, Current Account	228,972,555.48	
Cash In Bank - Local Currency, Time Deposits	34,971,155.52	
Cash In Bank - Foreign Currency, Time Deposits	<u>2,006,687.99</u>	286,681,944.08

Receivables

Accounts Receivable	3,727,487.29	
<i>Less: Allowance for Doubtful Accounts</i>	<u>149,982.84</u>	3,577,504.45
Advances to Officers & Employees	110,381.72	
Other Receivables	<u>1,646,181.82</u>	5,334,067.99

Inventories

Merchandise Inventory	3,113,077.67	
Office Supplies Inventory	5,246,394.43	
Medical, Dental and Laboratory Supplies	645,042.75	
Agricultural Supplies Inventory	26,115.00	
Textbooks and Instructional Materials Inventory	577,930.90	
Other Supplies Inventory	1,845,839.56	
Livestock Inventory	218,000.00	
Crops & Fruits Inventory	<u>1,951,530.00</u>	13,623,930.31

Prepayments

Prepaid Insurance		<u>48,308.00</u>
-------------------	--	------------------

Balance carried forward

305,688,250.38

Balance brought forward

305,688,250.38

Property, Plant & Equipment

Land		9,951,420.00	
Land Improvements	35,089,999.98		
<i>Less: Accumulated Depreciation</i>	<u>31,675,480.97</u>	3,414,519.01	
School Buildings	156,700,809.73		
<i>Less: Accumulated Depreciation</i>	<u>41,499,469.38</u>	115,201,340.35	
Office Buildings	1,068,668.53		
<i>Less: Accumulated Depreciation</i>	<u>624,164.51</u>	444,504.02	
Other Structures	13,100,149.74		
<i>Less: Accumulated Depreciation</i>	<u>3,008,973.05</u>	10,091,176.69	
Office Equipment	14,181,409.39		
<i>Less: Accumulated Depreciation</i>	<u>10,622,544.92</u>	3,558,864.47	
Furniture & fixtures	9,908,284.41		
<i>Less: Accumulated Depreciation</i>	<u>5,066,224.39</u>	4,842,060.02	
IT Equipment & Software	73,831,838.14		
<i>Less: Accumulated Depreciation</i>	<u>37,695,789.41</u>	36,136,048.73	
Library Books	9,757,898.00		
<i>Less: Accumulated Depreciation</i>	<u>1,628,444.42</u>	8,129,453.58	
Machineries	10,819,620.80		
<i>Less: Accumulated Depreciation</i>	<u>4,646,347.07</u>	6,173,273.73	
Agricultural, Fishery & Forestry Equipment	75,830.00		
<i>Less: Accumulated Depreciation</i>	<u>15,758.10</u>	60,071.90	
Communication Equipment	4,206,065.13		
<i>Less: Accumulated Depreciation</i>	<u>2,045,230.96</u>	2,160,834.17	
Construction & Heavy Equipment	381,535.00		
<i>Less: Accumulated Depreciation</i>	<u>352,869.00</u>	28,666.00	
Firefighting Equipment and Accessories	455,657.00		
<i>Less: Accumulated Depreciation</i>	<u>230,426.78</u>	225,230.22	
Medical, Dental & Laboratory Equipment	1,296,065.32		
<i>Less: Accumulated Depreciation</i>	<u>310,409.72</u>	985,655.60	
Military and Polica Equipment	17,040.00		
<i>Less: Accumulated Depreciation</i>	<u>6,517.80</u>	10,522.20	
Sports Equipment	873,143.40		
<i>Less: Accumulated Depreciation</i>	<u>355,514.32</u>	517,629.08	
Technical & Scientific Equipment	7,739,371.80		
<i>Less: Accumulated Depreciation</i>	<u>1,778,693.46</u>	5,960,678.34	
Other Machineries & Equipment	11,928,324.22		
<i>Less: Accumulated Depreciation</i>	<u>4,877,551.16</u>	7,050,773.06	
Motor Vehicles	7,338,193.00		
<i>Less: Accumulated Depreciation</i>	<u>5,223,779.58</u>	2,114,413.42	217,057,134.59

Balance carried forward

522,745,384.97

Balance brought forward**522,745,384.97**

Other Property, Plant & Equipment	2,892,385.36		
<i>Less: Accumulated Depreciation</i>	<u>1,158,135.11</u>	1,734,250.25	
Artesian Wells, Reservoir, Pumping Station & Conduits		<u>3,405,867.90</u>	5,140,118.15

Other Assets

Work/Other Animals		154,950.00	
Arts, Archeological Specimen and Other Exhibits		88,500.00	
Other Assets		<u>4,149,352.27</u>	<u>4,392,802.27</u>

TOTAL ASSETS**532,278,305.39****LIABILITIES & EQUITY****Current Liabilities**

Accounts Payable	1,722,588.75		
Due to Officers and Employees	963,781.87		
Due to BIR	-5,692.89		5,692.89
Due to GSIS	1,756.05		
Due to Pag-ibig	9,391.52		
Due to Philhealth	30,205.37		
Due to Other NGAs	19,381,851.15		
Due to LGU's	786,524.00		
Performance Bidders/ Bail Bonds Payable	50,000.00		
Other Payables	<u>54,572,229.65</u>		<u>77,512,635.47</u>

Equity

Government Equity		<u>454,765,669.92</u>	
-------------------	--	-----------------------	--

TOTAL LIABILITIES & EQUITY**532,278,305.39**

Certified Correct:

**CLARISSA N. MARINO**
Accountant III

Republic of the Philippines
UNIVERSITY OF RIZAL SYSTEM
Tanay, Rizal

CONSOLIDATED CONDENSED BALANCE SHEET
As of June 30, 2013
FUND 101, 164, 161

ASSETS

Current Assets

Cash	286,681,944.08	
Accounts Receivable (Net of Allowance for Doubtful Accounts)	5,334,067.99	
Inventories	13,623,930.31	
Prepayments	48,308.00	305,688,250.38

Property, Plant & Equipment

Property, Plant & Equipment	375,019,576.85	
Less: Accumulated Depreciation	152,822,324.11	222,197,252.74

Other Assets

4,392,802.27

TOTAL ASSETS

532,278,305.39

LIABILITIES & EQUITY

Liabilities

Current Liabilities	77,512,635.47
---------------------	---------------

Equity

Government Equity	454,765,669.92
-------------------	----------------

TOTAL LIABILITIES & EQUITY

532,278,305.39


Certified Correct:



CLARISSA N. MARINO
Accountant III

CONSOLIDATED STATEMENT OF GOVERNMENT EQUITY
FUND 101, 164, 161
As of June 30, 2013

Certified Correct:



CLARISSA N. MARINO
Accountant III