

Republic of the Philippines  
**UNIVERSITY OF RIZAL SYSTEM**  
 Tanay, Rizal

**CONSOLIDATED DETAILED STATEMENT OF INCOME AND EXPENSES**  
**For the Year Ended December 31, 2012**  
**FUND 101, 164, 161**

**INCOME**

Subsidy Income from National Government	297,445,168.22		
Less: Reversal of Unused NCA	<u>10,400,024.21</u>		287,045,144.01
Registration Fees	3,542,657.50		
Athletic Fees	6,396,250.00		
Comprehensive Exam Fees	2,440,363.00		
Diploma and Graduation Fees	3,447,825.00		
Library Fees	3,562,337.00		
Medical, Dental and Laboratory Fees	3,407,589.00		
Transcript of Records Fee	676,449.00		
Other Service Income	40,492,185.52		
Fines and Penalties - Other Service Income	29,350.00		
Income from Dormitory Operations	78,900.00		
Printing and Publication Income	676,957.00		
Rent Income	2,818,789.01		
Tuition Fees	67,471,465.05		
Other Business Income	3,700,774.77		
Income from Grants and Donations	10,000.00		
Interest Income	599,105.84		
Miscellaneous Income	510,416.62		
Other Fines and Penalties	64,289.17		
Sales Revenue	12,145,723.42		
Less: Cost of Goods Sold	<u>11,017,067.02</u>	<u>1,128,656.40</u>	<u>141,054,359.88</u>
Total Income			428,099,503.89

**LESS: EXPENSES**

Salaries and Wages - Regular Pay	185,125,409.73
Salaries and Wages - Part time Pay	6,196,254.43
Salaries & Wages - Casual	286,305.00
Salaries and Wages - Contractual	14,229,338.33
Salaries and Wages - Emergency	10,995,930.64
Personnel Economic Relief Allowance	16,597,981.49
Representation Allowance	878,900.00
Transportation Allowance	637,975.99
Clothing/Uniform Allowance	3,990,000.00
Subsistence, Laundry & Quarter Allowance	99,000.00
Productivity Incentive Allowance	1,554,000.00
Other Bonuses and Allowances	15,477,625.00
Honoraria	14,259,799.24
Hazard Pay	358,258.75
Overtime and Night Pay	2,357,956.24
Cash Gift	3,991,625.00
Year End Bonus	18,599,009.67
Life & Retirement Insurance Contributions	24,173,737.67
PAG-IBIG Contributions	836,763.61
PHILHEALTH Contributions	2,252,175.00
ECC contributions	828,535.15
Other Personnel Benefits	4,533,430.40
Travelling Expenses - Local	4,721,410.58
Travelling Expenses - Foreign	38,290.00
Training Expenses	3,009,570.18
Scholarship Expenses	1,665,109.69
Office Supplies Expense	3,410,381.02
Accountable Forms Expenses	108,050.00
Food Supplies Expenses	2,975,326.88
Drugs and Medicines Expenses	255,707.89
Medical, Dental and Laboratory Supplies Expenses	251,405.29
Gasoline, Oil and Lubricants Expenses	1,767,589.51
Agricultural Supplies Expense	784,178.15
Textbooks and Instructional Materials Expense	475,882.90
Other Supplies Expense	6,423,286.17
Water Expenses	1,534,527.36
Electricity Expenses	15,770,701.77
Cooking Gas Expenses	700.00
Postage and Deliveries	14,209.20
Telephone Expenses - Landline	774,200.48
<b>Balance carried forward</b>	<b><u>372,240,538.41</u></b>

<b>Balance brought forward</b>	<b>372,240,538.41</b>
Telephone Expenses - Mobile	609,648.31
Internet Expenses	1,488,006.54
Cable, Satellite, Telegraph & Radio Expenses	373,591.11
Membership Dues & Contributions to Organization	1,995,677.00
Awards and Indemnities	1,126,900.00
Advertising Expense	37,895.20
Printing and Binding Expenses	168,598.00
Rent Expenses	373,140.65
Representation Expenses	46,766.34
Transportation and Delivery Expenses	35,157.37
Subscription Expenses	100,409.72
Rewards and Other Claims	278,531.35
Legal Services	48,362.00
General Services	2,871,062.88
Security Services	1,111,350.00
Other Professional Services	164,533.00
Repairs and Maintenance - Land Improvements	898.75
Repairs and Maintenance - Electrification, Power and Energy	210,527.00
Repairs and Maintenance - Office Buildings	4,945.00
Repairs & Maintenance - School Buildings	2,413,428.72
Repairs & Maintenance - Other Structures	216,065.60
Repairs & Maintenance - Office Equipment	408,325.93
Repairs & Maintenance - Furniture and Fixtures	149,256.50
Repairs & Maintenance - IT Equipment and Software	45,955.00
Repairs & Maintenance - Machineries	26,044.00
Repairs & Maintenance - Other Machineries and Equipment	28,446.00
Repairs & Maintenance - Motor Vehicle	404,380.98
Repairs & Maintenance - Other Property, Plant & Equipment	28,000.00
Repairs & Maintenance - Ports, Lighthouses and Harbors	16,000.00
Subsidy to NGOs / PO s	1,928,454.11
Donations	25,500.00
Extraordinary Expenses	96,166.71
Miscellaneous Expenses	47,874.93
Taxes, Duties and Licenses	2,729.06
Fidelity Bond Premiums	129,760.50
Insurance Expense	144,325.65
bad Debts Expense	18,124.26
Depreciation - Land Improvements	1,662,909.24
Depreciation - Office Buildings	42,928.04
Depreciation - School Buildings	2,400,209.23
<b>Balance carried forward</b>	<b><u>393,521,423.09</u></b>

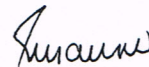


**Balance brought forward****393,521,423.09**

Depreciation - Markets and Slaughthouses	6,373.80	
Depreciation - Other Structures	296,166.89	
Depreciation - Office Equipment	1,521,470.43	
Depreciation - Furniture and Fixtures	456,395.79	
Depreciation - IT Equipment	7,390,466.32	
Depreciation - Library Books	853,296.06	
Depreciation - Machineries	646,412.33	
Depreciation - Agricultural, Fishery & Forestry Equipment	4,034.70	
Depreciation - Communication Equipment	278,379.97	
Depreciation - Firefighting Equipment and Accessories	4,837.50	
Depreciation - Medical, Dental & Laboratory Equipment	75,030.18	
Depreciation - Military & Police Equipment	1,533.60	
Depreciation - Sports Equipment	69,107.08	
Depreciation - Technical and Scientific Equipment	51,397.20	
Depreciation - Other Machineries and Equipment	929,449.98	
Depreciation - Motor Vehicles	661,320.00	
Depreciation - Other Property Plant and Equipment	166,587.97	
Documentary Stamps Expenses	451.94	
Interest Expenses	25,306.00	406,959,440.83

**EXCESS OF INCOME OVER EXPENSES****21,140,063.06**

Certified Correct:

**CLARISSA N. MARINO**  
Accountant III




Republic of the Philippines  
**UNIVERSITY OF RIZAL SYSTEM**  
Tanay, Rizal

**CONSOLIDATED CONDENSED STATEMENT OF INCOME & EXPENSES**  
**For the Year Ended December 31, 2012**  
**FUND 101, 164, 161**

INCOME			428,099,503.89
Less: EXPENSES			
Personal Services	328,260,011.34		
Maintenance & Other Operating Expenses	78,674,123.49		
Financial Expenses	25,306.00	406,959,440.83	
Excess of Income Over Expenses			<u><u>21,140,063.06</u></u>

Certified Correct:

  
**CLARISSA N. MARINO**  
Accountant III

Republic of the Philippines  
**UNIVERSITY OF RIZAL SYSTEM**  
 Tanay, Rizal

**Consolidated Detailed Balance Sheet**  
**As of December 31, 2012**  
**FUND 101, 164, 161**

**ASSETS**

**Current Assets**

Cash

Cash - Collecting Officer	60,774.86	
Petty Cash Fund	685,450.17	
Cash In Bank - Local Currency, Current Account	183,548,619.95	
Cash In Bank - Local Currency, Time Deposits	34,971,155.52	
Cash In Bank - Foreign Currency, Time Deposits	<u>2,006,687.99</u>	221,272,688.49

Receivables

Accounts Receivable	3,886,519.84	
<i>Less: Allowance for Doubtful Accounts</i>	<u>149,982.84</u>	3,736,537.00
Receivables - Disallowances / Charges	38,755.85	
Advances to Officers & Employees	117,537.00	
Other Receivables	<u>1,798,287.07</u>	5,691,116.92

Inventories

Merchandise Inventory	2,049,255.40	
Office Supplies Inventory	4,896,280.83	
Medical, Dental and Laboratory Supplies	645,042.75	
Agricultural Supplies Inventory	26,115.00	
Textbooks and Instructional Materials Inventory	577,930.90	
Other Supplies Inventory	1,574,557.56	
Livestock Inventory	218,000.00	
Crops & Fruits Inventory	<u>1,951,530.00</u>	11,938,712.44

**Balance carried forward**

**238,902,517.85**

Balance brought forward

238,902,517.85

**Property, Plant & Equipment**

Land		9,951,420.00	
Land Improvements	35,089,999.98		
Less: Accumulated Depreciation	<u>31,675,480.97</u>	3,414,519.01	
School Buildings	156,700,809.73		
Less: Accumulated Depreciation	<u>41,499,469.38</u>	115,201,340.35	
Office Buildings	1,068,668.53		
Less: Accumulated Depreciation	<u>624,164.51</u>	444,504.02	
Other Structures	13,100,149.74		
Less: Accumulated Depreciation	<u>3,008,973.05</u>	10,091,176.69	
Office Equipment	14,007,974.39		
Less: Accumulated Depreciation	<u>10,622,544.92</u>	3,385,429.47	
Furniture & fixtures	9,836,364.41		
Less: Accumulated Depreciation	<u>5,066,224.39</u>	4,770,140.02	
IT Equipment & Software	72,785,714.14		
Less: Accumulated Depreciation	<u>37,695,789.41</u>	35,089,924.73	
Library Books	9,266,865.50		
Less: Accumulated Depreciation	<u>1,628,444.42</u>	7,638,421.08	
Machineries	10,819,620.80		
Less: Accumulated Depreciation	<u>4,646,347.07</u>	6,173,273.73	
Agricultural, Fishery & Forestry Equipment	75,830.00		
Less: Accumulated Depreciation	<u>15,758.10</u>	60,071.90	
Communication Equipment	4,206,065.13		
Less: Accumulated Depreciation	<u>2,045,230.96</u>	2,160,834.17	
Construction & Heavy Equipment	381,535.00		
Less: Accumulated Depreciation	<u>352,869.00</u>	28,666.00	
Firefighting Equipment and Accessories	455,657.00		
Less: Accumulated Depreciation	<u>230,426.78</u>	225,230.22	
Medical, Dental & Laboratory Equipment	1,296,065.32		
Less: Accumulated Depreciation	<u>310,409.72</u>	985,655.60	
Military and Polica Equipment	17,040.00		
Less: Accumulated Depreciation	<u>6,517.80</u>	10,522.20	
Sports Equipment	873,143.40		
Less: Accumulated Depreciation	<u>355,514.32</u>	517,629.08	
Technical & Scientific Equipment	7,694,566.80		
Less: Accumulated Depreciation	<u>1,778,693.46</u>	5,915,873.34	
Other Machineries & Equipment	10,970,502.78		
Less: Accumulated Depreciation	<u>4,877,551.16</u>	6,092,951.62	
Motor Vehicles	7,338,193.00		
Less: Accumulated Depreciation	<u>5,223,779.58</u>	2,114,413.42	214,271,996.65

Balance carried forward

453,174,514.50



**Balance brought forward****453,174,514.50**

Other Property, Plant & Equipment	2,892,385.36		
<i>Less: Accumulated Depreciation</i>	<u>1,158,135.11</u>	1,734,250.25	
Artesian Wells, Reservoir, Pumping Station & Conduits		<u>3,405,867.90</u>	5,140,118.15

**Other Assets**

Work/Other Animals	154,950.00		
Arts, Archeological Specimen and Other Exhibits	88,500.00		
Other Assets		<u>4,149,352.27</u>	4,392,802.27

**TOTAL ASSETS****462,707,434.92****LIABILITIES & EQUITY****Current Liabilities**

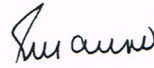
Accounts Payable	1,828,118.33		
Due to Officers and Employees	6,503,514.18		
Due to BIR	54,879.74		
Due to GSIS	59,758.67		
Due to Pag-ibig	7,348.12		
Due to Philhealth	5,212.50		
Due to Other NGAs	10,971,040.36		
Due to LGU's	546,185.00		
Performance Bidders/ Bail Bonds Payable	346,000.00		
Other Payables	<u>54,139,087.42</u>		74,461,144.32

**Equity**

Government Equity		<u>388,246,290.60</u>	
-------------------	--	-----------------------	--

**TOTAL LIABILITIES & EQUITY****462,707,434.92**

Certified Correct:

  
**CLARISSA N. MARINO**  
Accountant III

Republic of the Philippines  
**UNIVERSITY OF RIZAL SYSTEM**  
Tanay, Rizal

**CONSOLIDATED CONDENSED BALANCE SHEET**  
**As of September 30, 2012**  
**FUND 101, 164, 161**

**ASSETS**

**Current Assets**

Cash	221,272,688.49	
Accounts Receivable (Net of Allowance for Doubtful Accounts)	5,691,116.92	
Inventories	<u>11,938,712.44</u>	238,902,517.85

**Property, Plant & Equipment**

Property, Plant & Equipment	372,234,438.91	
Less: Accumulated Depreciation	<u>152,822,324.11</u>	219,412,114.80

**Other Assets**

4,392,802.27

**TOTAL ASSETS**

462,707,434.92

**LIABILITIES & EQUITY**

**Liabilities**

Current Liabilities	74,461,144.32
---------------------	---------------


**Equity**

Government Equity	<u>388,246,290.60</u>
-------------------	-----------------------

**TOTAL LIABILITIES & EQUITY**

462,707,434.92

Certified Correct:

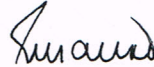
  
**CLARISSA N. MARINO**  
Accountant III

Republic of the Philippines  
**UNIVERSITY OF RIZAL SYSTEM**  
Tanay, Rizal

**CONSOLIDATED STATEMENT OF GOVERNMENT EQUITY**  
**FUND 101, 164, 161**  
**As of December 31, 2012**

Government Equity, January 1, 2012		357,060,880.92
Retained Operating Surplus:		
Current Operations (Excess of Income Over Expenses)	21,140,063.06	
Adjustment of Prior Years	10,045,346.62	31,185,409.68
		<hr/>
<b>Government Equity, December 31, 2012</b>		<b><u><u>388,246,290.60</u></u></b>

Certified Correct:

  
**CLARISSA N. MARINO**  
Accountant III



Republic of the Philippines  
**UNIVERSITY OF RIZAL SYSTEM**  
Tanay, Rizal

**CONSOLIDATED STATEMENT OF CASH FLOWS**  
**For the Year Ended December 31, 2012**  
**FUND 101, 164, 161**

Cash flow from Operating Activities:

*Cash Inflows:*

Receipt of Notice of Cash Allocation (NCA)	273,846,000.00
Collection of Tuition & Other Fees	145,392,435.41
Collection of Income	19,286,141.42
Collection of Receivables	1,864,467.64
Cancellation of staled checks	8,140.00
Refund of Cash Advances	167,726.59
Receipts of Grants/Donations & Inter -	
Agency Fund Transfer	8,451,000.00
Receipts of Foreign Grants and Donations	2,006,687.99
Interest Income from Bank Depoist	552,074.51

*Total Cash Inflows*

451,574,673.56

*Cash Outflows:*

Payment of Operating Expenses	87,268,511.61
Payment of Accounts Payable	3,191,369.39
Purchase of Inventories	16,030,778.41
Grant of Cash Advances & Petty Cash Fund	203,449,978.61
Remittance of withholding taxes/GSIS/HDMF/PHIL	78,215,861.48
Remittance of withholding taxes except thru TRA	3,585,122.18
Payment out of Inter-Agency Fund Transfer	2,109,144.64
Refund of Tuition & Miscellaneous Fees	30,932.00
Withdrawal of Performance Bond	250,000.00
Reversion of Unused Notice of Cash Allocation	10,400,024.21

*Total Cash Outflows*

404,531,722.53

Cash Provided by Operating Activities

47,042,951.03

Cash Flow from Investing Activities:

*Cash Outflows:*

Acquisition of Equipment

11,329,260.42

Construction of Classroom Building - Cardona

2,573,753.36

*Total Cash Outflows*

13,903,013.78

Total Cash provided by Operating and Investing Activities

33,139,937.25

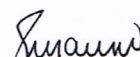
Add: Cash Balance, Beginning January 1, 2012

188,132,751.24

**Cash Balance, Ending December 31, 2012**

**221,272,688.49**

Certified Correct:



**CLARISSA N. MARINO**

Accountant III

Republic of the Philippines  
**UNIVERSITY OF RIZAL SYSTEM**  
Tanay, Rizal

**CONSOLIDATED DETAILED STATEMENT OF INCOME AND EXPENSES**  
**For the Month Ended March 31, 2012**  
**FUND 101, 164, 161**

**INCOME**

Subsidy Income from National Government	65,323,518.49	
Less: Reversal of Unused NCA	<u>1,356,739.88</u>	63,966,778.61
Registration Fees	67,000.00	
Athletic Fees	142,820.00	
Comprehensive Exam Fees	192,740.00	
Diploma and Graduation Fees	1,257,242.00	
Library Fees	95,810.00	
Medical, Dental and Laboratory Fees	94,910.00	
Transcript of Records Fee	192,394.00	
Other Service Income	2,805,786.48	
Fines and Penalties - Other Service Income	4,800.00	
Income from Dormitory Operations	46,100.00	
Printing and Publication Income	314,541.25	
Rent Income	1,145,018.54	
Tuition Fees	10,613,594.75	
Other Business Income	1,362,424.05	
Interest Income	19,075.29	
Miscellaneous Income	63,468.04	
Sales Revenue	2,208,093.75	
Less: Cost of Goods Sold	<u>1,747,278.42</u>	<u>460,815.33</u>
		18,878,539.73
Total Income		82,845,318.34

**LESS: EXPENSES**

Salaries and Wages - Regular Pay	43,790,694.48
Salaries and Wages - Part time Pay	1,152,673.74
Salaries & Wages - Casual	74,583.00
Salaries and Wages - Contractual	3,473,306.60
Salaries and Wages - Emergency	<u>2,007,639.53</u>
Balance carried forward	<u>50,498,897.35</u>



<b>Balance brought forward</b>	<b>50,498,897.35</b>
Personnel Economic Relief Allowance	4,192,482.76
Representation Allowance	262,700.00
Transportation Allowance	235,829.44
Clothing/Uniform Allowance	2,048,000.00
Subsistence, Laundry & Quarter Allowance	24,750.00
Productivity Incentive Allowance	1,554,000.00
Honoraria	1,172,328.20
Hazard Pay	86,457.00
Overtime and Night Pay	211,224.32
Life & Retirement Insurance Contributions	5,756,620.19
PAG-IBIG Contributions	209,682.20
PHILHEALTH Contributions	540,250.00
ECC contributions	208,137.89
Other Personnel Benefits	1,128,939.72
Travelling Expenses - Local	755,861.35
Training Expenses	1,182,912.00
Scholarship Expenses	28,319.76
Office Supplies Expense	2,088,514.07
Accountable Forms Expenses	57,000.00
Food Supplies Expenses	1,071,756.79
Drugs and Medicines Expenses	122,864.75
Medical, Dental and Laboratory Supplies Expenses	36,919.53
Gasoline, Oil and Lubricants Expenses	317,461.12
Agricultural Supplies Expense	195,374.00
Textbooks and Instructional Materials Expense	8,503.00
Other Supplies Expense	1,389,843.62
Water Expenses	285,890.87
Electricity Expenses	2,704,134.44
Cooking Gas Expenses	700.00
Postage and Deliveries	799.00
Telephone Expenses - Landline	184,866.06
Telephone Expenses - Mobile	81,889.26
Internet Expenses	258,454.61
Cable, Satellite, Telegraph & Radio Expenses	69,490.22
Membership Dues & Contributions to Organization	534,477.00
Awards and Indemnities	27,850.00
Advertising Expense	11,000.00
Rent Expenses	69,727.15
Representation Expenses	53,681.46
Transportationa and Delivery Expenses	5,392.37
<b>Balance carried forward</b>	<b>79,673,981.50</b>

<b>Balance brought forward</b>	<b>79,673,981.50</b>	
Subscription Expenses	35,775.00	
Legal Services	42,300.00	
General Services	684,153.07	
Security Services	232,500.00	
Other Professional Services	92,500.00	
Repairs and Maintenance - Land Improvements	160.00	
Repairs & Maintenance - School Buildings	829,148.75	
Repairs & Maintenance - Other Structures	54,540.00	
Repairs & Maintenance - Office Equipment	8,478.00	
Repairs & Maintenance - Furniture and Fixtures	57,265.00	
Repairs & Maintenance - IT Equipment and Software	5,000.00	
Repairs & Maintenance - Machineries	26,044.00	
Repairs & Maintenance - Motor Vehicle	70,758.12	
Subsidy to NGOs / PO s	455,868.45	
Donations	7,000.00	
Extraordinary Expenses	40,666.68	
Fidelity Bond Premiums	52.00	
Insurance Expense	35,619.72	
Interest Expenses	6,000.00	82,357,810.29
<b>EXCESS OF INCOME OVER EXPENSES</b>		<b><u>487,508.05</u></b>

Certified Correct:

**CLARISSA N. MARINO**  
Accountant III

Republic of the Philippines  
**UNIVERSITY OF RIZAL SYSTEM**  
Tanay, Rizal

**CONSOLIDATED CONDENSED STATEMENT OF INCOME & EXPENSES**  
**For the Month Ended March 31, 2012**  
**FUND 101, 164, 161**

INCOME		82,845,318.34
Less: EXPENSES		
Personal Services	68,130,299.07	
Maintenance & Other Operating Expenses	14,221,511.22	
Financial Expenses	6,000.00	82,357,810.29
		<hr/>
<b>Excess of Income Over Expenses</b>		<b><u><u>487,508.05</u></u></b>

Certified Correct:

  
**CLARISSA N. MARINO**  
Accountant III



Republic of the Philippines  
**UNIVERSITY OF RIZAL SYSTEM**  
Tanay, Rizal

**Consolidated Detailed Balance Sheet**  
**As of March 31, 2012**  
**FUND 101, 164, 161**

**ASSETS**

**Current Assets**

Cash

Cash - Collecting Officer	288,565.19	
Petty Cash Fund	445,450.17	
Payroll Fund	2,350.00	
Cash - National Treasury, MDS	13,464.40	
Cash In Bank - Local Currency, Current Account	149,966,025.76	
Cash In Bank - Local Currency, Time Deposits	<u>32,211,168.71</u>	182,927,024.23

Receivables

Accounts Receivable	4,854,848.02	
<i>Less: Allowance for Doubtful Accounts</i>	<u>134,514.24</u>	4,720,333.78
Receivables - Disallowances / Charges		38,755.85
Advances to Officers & Employees		1,596,694.52
Other Receivables	<u>3,110,344.91</u>	9,466,129.06

Inventories

Merchandise Inventory	2,255,629.25	
Office Supplies Inventory	2,117,210.22	
Medical, Dental and Laboratory Supplies	605,694.75	
Agricultural Supplies Inventory	26,115.00	
Textbooks and Instructional Materials Inventory	287,760.00	
Other Supplies Inventory	1,769,856.28	
Livestock Inventory	218,000.00	
Crops & Fruits Inventory	<u>1,951,530.00</u>	9,231,795.50

**Balance carried forward**

**201,624,948.79**

**Balance brought forward**

**201,624,948.79**

**Property, Plant & Equipment**

Land		6,950,181.00	
Land Improvements	35,089,999.98		
<i>Less: Accumulated Depreciation</i>	<u>30,012,571.73</u>	5,077,428.25	
School Buildings	154,127,056.37		
<i>Less: Accumulated Depreciation</i>	<u>39,099,260.15</u>	115,027,796.22	
Office Buildings	1,430,934.48		
<i>Less: Accumulated Depreciation</i>	<u>581,236.47</u>	849,698.01	
Other Structures	13,100,149.74		
<i>Less: Accumulated Depreciation</i>	<u>2,706,432.36</u>	10,393,717.38	
Office Equipment	12,525,231.04		
<i>Less: Accumulated Depreciation</i>	<u>10,239,042.63</u>	2,286,188.41	
Furniture & fixtures	9,694,761.61		
<i>Less: Accumulated Depreciation</i>	<u>4,633,016.97</u>	5,061,744.64	
IT Equipment & Software	74,594,421.31		
<i>Less: Accumulated Depreciation</i>	<u>39,526,629.45</u>	35,067,791.86	
Library Books	9,281,924.04		
<i>Less: Accumulated Depreciation</i>	<u>775,148.36</u>	8,506,775.68	
Machineries	10,923,940.80		
<i>Less: Accumulated Depreciation</i>	<u>4,054,676.34</u>	6,869,264.46	
Agricultural, Fishery & Forestry Equipment	102,230.00		
<i>Less: Accumulated Depreciation</i>	<u>14,099.40</u>	88,130.60	
Communication Equipment	5,076,201.45		
<i>Less: Accumulated Depreciation</i>	<u>2,599,513.25</u>	2,476,688.20	
Construction & Heavy Equipment	495,610.00		
<i>Less: Accumulated Depreciation</i>	<u>455,536.50</u>	40,073.50	
Firefighting Equipment and Accessories	455,657.00		
<i>Less: Accumulated Depreciation</i>	<u>225,589.28</u>	230,067.72	
Medical, Dental & Laboratory Equipment	1,425,228.60		
<i>Less: Accumulated Depreciation</i>	<u>351,626.49</u>	1,073,602.11	
Military and Polica Equipment	17,040.00		
<i>Less: Accumulated Depreciation</i>	<u>9,201.60</u>	7,838.40	
Sports Equipment	969,140.40		
<i>Less: Accumulated Depreciation</i>	<u>372,804.54</u>	596,335.86	
Technical & Scientific Equipment	9,885,539.76		
<i>Less: Accumulated Depreciation</i>	<u>3,810,614.37</u>	6,074,925.39	
Other Machineries & Equipment	12,552,180.10		
<i>Less: Accumulated Depreciation</i>	<u>5,909,966.03</u>	6,642,214.07	
Motor Vehicles	8,847,718.00		
<i>Less: Accumulated Depreciation</i>	<u>5,921,032.08</u>	2,926,685.92	216,247,147.68

**Balance carried forward**

**417,872,096.47**

**Balance brought forward****417,872,096.47**

Other Property, Plant & Equipment	2,930,802.36		
<i>Less: Accumulated Depreciation</i>	<u>993,335.11</u>	1,937,467.25	
Artesian Wells, Reservoir, Pumping Station & Conduits		<u>3,405,867.90</u>	5,343,335.15

**Other Assets**

Work/Other Animals		154,950.00	
Arts, Archeological Specimen and Other Exhibits		88,500.00	
Other Assets		<u>56,750.00</u>	<u>300,200.00</u>

**TOTAL ASSETS****423,515,631.62****LIABILITIES & EQUITY****Current Liabilities**


Accounts Payable	583,204.00		
Due to Officers and Employees	944,458.78		
Due to BIR	5,132.32		
Due to GSIS	2,532.08		
Due to Pag-ibig	3,527.86		
Due to Philhealth	375.00		
Due to Other NGAs	4,547,617.66		
Due to LGU's	5,438,780.38		
Other Payables	<u>51,509,474.59</u>		63,035,102.67

**Equity**

Government Equity			<u>360,480,528.95</u>
-------------------	--	--	-----------------------

**TOTAL LIABILITIES & EQUITY****423,515,631.62**

Certified Correct:

  
**CLARISSA N. MARINO**  
Accountant III



Republic of the Philippines  
**UNIVERSITY OF RIZAL SYSTEM**  
Tanay, Rizal

**CONSOLIDATED CONDENSED BALANCE SHEET**  
**As of March 31, 2012**  
**FUND 101, 164, 161**

**ASSETS**

**Current Assets**

Cash	182,927,024.23	
Accounts Receivable (Net of Allowance for Doubtful Accounts)	9,466,129.06	
Inventories	9,231,795.50	201,624,948.79

**Property, Plant & Equipment**

Property, Plant & Equipment	373,881,815.94	
Less: Accumulated Depreciation	152,291,333.11	221,590,482.83

**Other Assets**

300,200.00

**TOTAL ASSETS**

**423,515,631.62**

**LIABILITIES & EQUITY**

**Liabilities**

Current Liabilities	63,035,102.67
---------------------	---------------


**Equity**

Government Equity	360,480,528.95
-------------------	----------------

**TOTAL LIABILITIES & EQUITY**

**423,515,631.62**

Certified Correct:

  
**CLARISSA N. MARINO**  
Accountant III

Republic of the Philippines  
**UNIVERSITY OF RIZAL SYSTEM**  
Tanay, Rizal

**CONSOLIDATED STATEMENT OF GOVERNMENT EQUITY**  
**FUND 101, 164, 161**  
**As of March 31, 2012**

Government Equity, January 1, 2012		359,967,020.90
Retained Operating Surplus:		
Current Operations (Excess of Income Over Expenses)	487,508.05	
Adjustment of Prior Years	26,000.00	513,508.05
		<hr/>
<b>Government Equity, March 31, 2012</b>		<b><u><u>360,480,528.95</u></u></b>

Certified Correct:



**CLARISSA N. MARINO**  
Accountant III

Republic of the Philippines  
**UNIVERSITY OF RIZAL SYSTEM**  
Tanay, Rizal

**CONSOLIDATED DETAILED STATEMENT OF INCOME AND EXPENSES**  
**For the Month Ended September 30, 2012**  
**FUND 101, 164, 161**

**INCOME**

Less: Reversal of Unused NCA	213,693,866.78		
Interest Income	<u>1,695,030.77</u>		211,998,836.01
Registration Fees	1,997,120.00		
Athletic Fees	3,586,020.00		
Comprehensive Exam Fees	1,490,423.00		
Diploma and Graduation Fees	1,737,912.00		
Library Fees	2,094,800.00		
Medical, Dental and Laboratory Fees	1,982,290.00		
Transcript of Records Fee	449,029.00		
Other Service Income	25,035,207.71		
Fines and Penalties - Other Service Income	6,100.00		
Income from Dormitory Operations	62,700.00		
Printing and Publication Income	642,868.00		
Rent Income	2,241,089.33		
Tuition Fees	40,992,150.69		
Other Business Income	3,284,776.31		
Income form Grants and Donations	10,000.00		
Interest Income	53,264.29		
Miscellaneous Income	309,524.37		
Other Fines and Penalties	64,289.17		
Sales Revenue	11,610,797.53		
Less: Cost of Goods Sold	<u>10,208,017.42</u>	<u>1,402,780.11</u>	<u>87,442,343.98</u>
Total Income			<u><u>299,441,179.99</u></u>

Certified Correct:



**CLARISSA N. MARINO**  
Accountant III

Republic of the Philippines  
**UNIVERSITY OF RIZAL SYSTEM**  
 Tanay, Rizal

**CONSOLIDATED DETAILED STATEMENT OF INCOME AND EXPENSES**  
**For the Month Ended June 30, 2012**  
**FUND 101, 164, 161**

**INCOME**

Subsidy Income from National Government	141,927,747.80	
Less: Reversal of Unused NCA	<u>1,612,975.64</u>	140,314,772.16
Registration Fees	1,971,110.00	
Athletic Fees	3,512,820.00	
Comprehensive Exam Fees	1,333,938.00	
Diploma and Graduation Fees	1,677,972.00	
Library Fees	2,054,950.00	
Medical, Dental and Laboratory Fees	1,943,480.00	
Transcript of Records Fee	375,534.00	
Other Service Income	24,005,126.57	
Fines and Penalties - Other Service Income	6,100.00	
Income from Dormitory Operations	54,300.00	
Printing and Publication Income	486,467.25	
Rent Income	1,549,403.63	
Tuition Fees	35,868,303.74	
Other Business Income	2,148,958.10	
Interest Income	34,466.32	
Miscellaneous Income	126,578.16	
Sales Revenue	8,237,440.75	
Less: Cost of Goods Sold	<u>6,405,957.92</u>	<u>78,980,990.60</u>
Total Income		219,295,762.76

**LESS: EXPENSES**

Salaries and Wages - Regular Pay	89,872,882.83
Salaries and Wages - Part time Pay	1,579,245.09
Salaries & Wages - Casual	151,305.00
Salaries and Wages - Contractual	6,590,483.63
Salaries and Wages - Emergency	<u>4,714,344.92</u>
<b>Balance carried forward</b>	<u><b>102,908,261.47</b></u>



<b>Balance brough forward</b>	<b>102,908,261.47</b>
Personnel Economic Relief Allowance	8,292,080.52
Representation Allowance	544,100.00
Transportation Allowance	446,300.22
Clothing/Uniform Allowance	3,895,000.00
Subsistence, Laundry & Quarter Allowance	49,500.00
Productivity Incentive Allowance	1,554,000.00
Honoraria	3,455,901.85
Hazard Pay	174,595.00
Overtime and Night Pay	597,191.40
Cash Gift	1,977,500.00
Year End Bonus	8,421,479.00
Life & Retirement Insurance Contributions	11,658,004.64
PAG-IBIG Contributions	417,259.01
PHILHEALTH Contributions	1,095,312.50
ECC contributions	414,953.39
Other Personnel Benefits	2,444,810.03
Travelling Expenses - Local	1,425,388.43
Travelling Expenses - Foreign	28,290.00
Training Expenses	1,376,362.00
Scholarship Expenses	916,964.58
Office Supplies Expense	2,868,322.92
Accountable Forms Expenses	57,000.00
Food Supplies Expenses	1,312,482.39
Drugs and Medicines Expenses	122,864.75
Medical, Dental and Laboratory Supplies Expenses	41,310.13
Gasoline, Oil and Lubricants Expenses	751,987.12
Agricultural Supplies Expense	300,750.50
Textbooks and Instructional Materials Expense	104,575.40
Other Supplies Expense	3,094,789.67
Water Expenses	610,458.27
Electricity Expenses	5,709,326.66
Cooking Gas Expenses	700.00
Postage and Deliveries	1,294.00
Telephone Expenses - Landline	375,811.04
Telephone Expenses - Mobile	156,861.63
Internet Expenses	754,133.92
Cable, Satellite, Telegraph & Radio Expenses	167,260.22
Membership Dues & Contributions to Organization	632,677.00
Awards and Indemnities	119,350.00
Advertising Expense	11,000.00
<b>Balance carried forward</b>	<b><u>169,286,209.66</u></b>

<b>Balance brough forward</b>	<b>169,286,209.66</b>	
Rent Expenses	155,544.15	
Representation Expenses	75,045.53	
Transportationa and Delivery Expenses	13,752.37	
Subscription Expenses	50,229.00	
Rewards and Other Claims	67,500.00	
Legal Services	42,300.00	
General Services	1,324,912.26	
Security Services	460,350.00	
Other Professional Services	105,963.00	
Repairs and Maintenance - Land Improvements	160.00	
Repairs and Maintenance - Office Buildings	2,000.00	
Repairs & Maintenance - School Buildings	1,172,496.50	
Repairs & Maintenance - Other Structures	81,008.00	
Repairs & Maintenance - Office Equipment	73,647.80	
Repairs & Maintenance - Furniture and Fixtures	62,665.00	
Repairs & Maintenance - IT Equipment and Software	5,000.00	
Repairs & Maintenance - Machineries	26,044.00	
Repairs & Maintenance - Other Machineries and Equipment	23,936.00	
Repairs & Maintenance - Motor Vehicle	157,865.64	
Subsidy to NGOs / PO s	924,999.78	
Donations	9,000.00	
Extraordinary Expenses	71,166.69	
Miscellaneous Expenses	10,215.43	
Fidelity Bond Premiums	108,003.75	
Insurance Expense	116,125.68	
Documentary Stamps Expenses	7,306.00	
Interest Expenses	9,000.00	<b>174,442,446.24</b>
<b>EXCESS OF INCOME OVER EXPENSES</b>		<b>44,853,316.52</b>

Certified Correct:


  
**CLARISSA N. MARINO**  
 Accountant III

Republic of the Philippines  
**UNIVERSITY OF RIZAL SYSTEM**  
Tanay, Rizal

**CONSOLIDATED CONDENSED STATEMENT OF INCOME & EXPENSES**  
**For the Month Ended June 30, 2012**  
**FUND 101, 164, 161**

INCOME			219,295,762.76
Less: EX Subsidy Income from National Government	0		
Personal Services	148,346,249.03		
Maintenance & Other Operating Expenses	26,087,197.21		
Financial Expenses	9,000.00	174,442,446.24	
<b>Excess of Income Over Expenses</b>		<b>44,853,316.52</b>	

Certified Correct:

  
**CLARISSA N. MARINO**  
Accountant III

Republic of the Philippines  
**UNIVERSITY OF RIZAL SYSTEM**  
Tanay, Rizal

**CONSOLIDATED CONDENSED STATEMENT OF INCOME & EXPENSES**  
**For the Month Ended June 30, 2012**  
**FUND 101, 164, 161**

INCOME			219,295,762.76
Less: EX Subsidy Income from National Government			
	0		
Personal Services		148,346,249.03	
Maintenance & Other Operating Expenses		26,087,197.21	
Financial Expenses		9,000.00	174,442,446.24
			<hr/>
Excess of Income Over Expenses			<u><u>44,853,316.52</u></u>

Certified Correct:



**CLARISSA N. MARINO**  
Accountant III



Republic of the Philippines  
**UNIVERSITY OF RIZAL SYSTEM**  
 Tanay, Rizal

**Consolidated Detailed Balance Sheet**  
**As of June 30, 2012**  
**FUND 101, 164, 161**

**ASSETS**

**Current Subsidy Income from National Government**

**0**

**Cash**

Cash - Collecting Officer	285,438.90	
Petty Cash Fund	860,450.17	
Payroll Fund	4,787,053.99	
Cash - National Treasury, MDS	46,150.01	
Cash In Bank - Local Currency, Current Account	191,380,641.77	
Cash In Bank - Local Currency, Time Deposits	32,211,168.71	229,570,903.55

**Receivables**

Accounts Receivable	5,534,090.92	
<i>Less: Allowance for Doubtful Accounts</i>	<u>134,514.24</u>	5,399,576.68
Receivables - Disallowances / Charges		38,755.85
Advances to Officers & Employees		1,778,585.36
Other Receivables	<u>3,632,962.91</u>	10,849,880.80

**Inventories**

Merchandise Inventory	2,255,629.25	
Office Supplies Inventory	2,718,455.74	
Medical, Dental and Laboratory Supplies	605,694.75	
Agricultural Supplies Inventory	26,115.00	
Textbooks and Instructional Materials Inventory	309,160.00	
Other Supplies Inventory	1,893,016.28	
Livestock Inventory	218,000.00	
Crops & Fruits Inventory	<u>1,951,530.00</u>	9,977,601.02

**Balance carried forward**

**250,398,385.37**

**Balance brought forward**

**250,398,385.37**

**Property, Plant & Equipment**

Land		6,950,181.00	
Land Improvements	35,089,999.98		
<i>Less: Accumulated Depreciation</i>	<u>30,012,571.73</u>	5,077,428.25	
School Buildings	154,127,056.37		
<i>Less: Accumulated Depreciation</i>	<u>39,099,260.15</u>	115,027,796.22	
Office Buildings	1,430,934.48		
<i>Less: Accumulated Depreciation</i>	<u>581,236.47</u>	849,698.01	
Other Structures	13,100,149.74		
<i>Less: Accumulated Depreciation</i>	<u>2,706,432.36</u>	10,393,717.38	
Office Equipment	12,888,621.04		
<i>Less: Accumulated Depreciation</i>	<u>10,239,042.63</u>	2,649,578.41	
Furniture & fixtures	9,742,126.61		
<i>Less: Accumulated Depreciation</i>	<u>4,633,016.97</u>	5,109,109.64	
IT Equipment & Software	74,952,256.31		
<i>Less: Accumulated Depreciation</i>	<u>39,526,629.45</u>	35,425,626.86	
Library Books	9,339,067.77		
<i>Less: Accumulated Depreciation</i>	<u>775,148.36</u>	8,563,919.41	
Machineries	10,923,940.80		
<i>Less: Accumulated Depreciation</i>	<u>4,054,676.34</u>	6,869,264.46	
Agricultural, Fishery & Forestry Equipment	102,230.00		
<i>Less: Accumulated Depreciation</i>	<u>14,099.40</u>	88,130.60	
Communication Equipment	5,076,201.45		
<i>Less: Accumulated Depreciation</i>	<u>2,599,513.25</u>	2,476,688.20	
Construction & Heavy Equipment	495,610.00		
<i>Less: Accumulated Depreciation</i>	<u>455,536.50</u>	40,073.50	
Firefighting Equipment and Accessories	455,657.00		
<i>Less: Accumulated Depreciation</i>	<u>225,589.28</u>	230,067.72	
Medical, Dental & Laboratory Equipment	1,425,228.60		
<i>Less: Accumulated Depreciation</i>	<u>351,626.49</u>	1,073,602.11	
Military and Polica Equipment	17,040.00		
<i>Less: Accumulated Depreciation</i>	<u>9,201.60</u>	7,838.40	
Sports Equipment	969,140.40		
<i>Less: Accumulated Depreciation</i>	<u>372,804.54</u>	596,335.86	
Technical & Scientific Equipment	9,885,539.76		
<i>Less: Accumulated Depreciation</i>	<u>3,810,614.37</u>	6,074,925.39	
Other Machineries & Equipment	12,656,143.09		
<i>Less: Accumulated Depreciation</i>	<u>5,909,966.03</u>	6,746,177.06	
Motor Vehicles	8,847,718.00		
<i>Less: Accumulated Depreciation</i>	<u>5,921,032.08</u>	2,926,685.92	217,176,844.40

**Balance carried forward**

**467,575,229.77**

**Balance brought forward****467,575,229.77**

Other Property, Plant & Equipment	2,930,802.36		
<i>Less: Accumulated Depreciation</i>	<u>993,335.11</u>	1,937,467.25	
Artesian Wells, Reservoir, Pumping Station & Conduits		<u>3,405,867.90</u>	5,343,335.15

**Other Assets**

Work/Other Animals		154,950.00	
Arts, Archeological Specimen and Other Exhibits		88,500.00	
Other Assets		<u>56,750.00</u>	300,200.00

**TOTAL ASSETS****473,218,764.92****LIABILITIES & EQUITY****Current Liabilities**

Accounts Payable		658,981.25	
Due to Officers and Employees		777,965.97	
Due to BIR		55,249.65	
Due to GSIS		2,234.54	
Due to Pag-ibig		2,196.89	
Due to Philhealth		162.50	
Due to Other NGAs		4,246,310.52	
Due to LGU's		838,680.82	
Other Payables		<u>57,190,545.80</u>	63,772,327.94

**Equity**

Government Equity			<u>409,446,436.98</u>
-------------------	--	--	-----------------------

**TOTAL LIABILITIES & EQUITY****473,218,764.92**

Certified Correct:

**CLARISSA N. MARINO**

Accountant III

Republic of the Philippines  
**UNIVERSITY OF RIZAL SYSTEM**  
Tanay, Rizal

**CONSOLIDATED CONDENSED BALANCE SHEET**

**As of June 30, 2012**

**FUND 101, 164, 161**

**ASSETS**

<b>Cur Subsidy Income from National Government</b>		
	0	229,570,903.55
Accounts Receivable (Net of Allowance for Doubtful Accounts)	10,849,880.80	
Inventories	9,977,601.02	250,398,385.37
		<hr/>
<b>Property, Plant &amp; Equipment</b>		
Property, Plant & Equipment	374,811,512.66	
Less: Accumulated Depreciation	152,291,333.11	222,520,179.55
		<hr/>
<b>Other Assets</b>		300,200.00
		<hr/>
<b>TOTAL ASSETS</b>		<b>473,218,764.92</b>
		<hr/> <hr/>

**LIABILITIES & EQUITY**

<b>Liabilities</b>	
Current Liabilities	63,772,327.94
<b>Equity</b>	
Government Equity	409,446,436.98
	<hr/>
<b>TOTAL LIABILITIES &amp; EQUITY</b>	<b>473,218,764.92</b>
	<hr/> <hr/>

Certified Correct:



**CLARISSA N. MARINO**

Accountant III




Republic of the Philippines  
**UNIVERSITY OF RIZAL SYSTEM**  
Tanay, Rizal

**CONSOLIDATED STATEMENT OF GOVERNMENT EQUITY**  
**FUND 101, 164, 161**  
**As of June 30, 2012**

Subsidy Income from National Government	0	
Government Equity, January 1, 2012		359,967,020.90
Retained Operating Surplus:		
Current Operations (Excess of Income Over Expenses)	44,853,316.52	
Adjustment of Prior Years	4,626,099.56	49,479,416.08
		<hr/>
<b>Government Equity, June 30, 2012</b>		<b><u><u>409,446,436.98</u></u></b>

Certified Correct:

  
**CLARISSA N. MARINO**  
Accountant III