




**STATEMENT OF APPROVED BUDGET, UTILIZATIONS, DISBURSEMENTS AND BALANCES**  
As of March 31, 2019


Department: State Universities and Colleges (SUCs)  
Agency: University of Rizal System  
Operating Unit: N/A  
Organization Code (UACS): 080420000000  
Report Status: SUBMITTED

PARTICULARS	UACS CODE	APPROVED BUDGET			BUDGET UTILIZATION					DISBURSEMENTS					BALANCES			
		Approved Budgeted Revenue	Adjustments (Additions, Reduction, Realignment)	Adjusted Budgeted Revenue	1st Quarter Ending March 31	2nd Quarter Ending June 30	3rd Quarter Ending Sept. 30	4th Quarter Ending Dec. 31	Total	1st Quarter Ending March 31	2nd Quarter Ending June 30	3rd Quarter Ending Sept. 30	4th Quarter Ending Dec. 31	Total	Unutilized Budget	Unpaid Utilizations		
																Due and Demandable / Accounts Payable	Not Yet Due and Demandable	
1	2	3	4	5=[3+(-)4]	6	7	8	9	10=(6+7+8+9)	11	12	13	14	15=(11+12+13+14)	16=(5-10)	17	18	
I. Agency Approved Budget																		
Internally Generated Income																		
General Administration and Support	05206441	148,878,419.81		148,878,419.81	12,861,547.23				12,861,547.23	12,861,547.23								
General Management and Supervision	1000000000000000	25,219,558.17		25,219,558.17	10,193,011.39				10,193,011.39	10,193,011.39								
PS	1000001000010000	25,219,558.17		25,219,558.17	10,193,011.39				10,193,011.39	10,193,011.39								
MOOE		11,968,438.17		11,968,438.17	8,643,288.92				8,643,288.92	8,643,288.92								
CO		7,425,350.00		7,425,350.00	1,031,997.47				1,031,997.47	1,031,997.47								
Operations	3000000000000000	5,825,770.00		5,825,770.00	517,725.00				517,725.00	517,725.00								
OO : Relevant and quality tertiary education ensured to achieve inclusive growth and access of deserving but poor students to quality tertiary education increased	3100000000000000	123,658,861.64		123,658,861.64	2,668,535.84				2,668,535.84	2,668,535.84								
HIGHER EDUCATION PROGRAM	3101000000000000	99,373,282.49		99,373,282.49	2,045,345.16				2,045,345.16	2,045,345.16								
Provision of Higher Education Services including P8,106,000 for Tulong- Dunong	3101001000010000	99,373,282.49		99,373,282.49	2,045,345.16				2,045,345.16	2,045,345.16								
PS		53,196,326.49		53,196,326.49	1,642,045.20				1,642,045.20	1,642,045.20								
MOOE		34,880,002.00		34,880,002.00	403,299.96				403,299.96	403,299.96								
CO		11,296,954.00		11,296,954.00														
OO : Higher education research improved to promote economic productivity and innovation	3200000000000000	21,274,913.06		21,274,913.06	602,079.47				602,079.47	602,079.47								
ADVANCED EDUCATION PROGRAM	3201000000000000	6,845,379.93		6,845,379.93	462,124.17				462,124.17	462,124.17								
Provision of Advanced Education Services	3201001000010000	6,845,379.93		6,845,379.93	462,124.17				462,124.17	462,124.17								
PS		5,206,379.93		5,206,379.93	442,324.17				442,324.17	442,324.17								
MOOE		1,589,000.00		1,589,000.00	19,800.00				19,800.00	19,800.00								
CO		50,000.00		50,000.00														
RESEARCH PROGRAM	3202000000000000	14,429,533.13		14,429,533.13	139,955.30				139,955.30	139,955.30								
Conduct of Research Services	3202001000010000	14,429,533.13		14,429,533.13	139,955.30				139,955.30	139,955.30								
PS		2,656,554.13		2,656,554.13	123,691.30				123,691.30	123,691.30								
MOOE		3,093,079.00		3,093,079.00	16,264.00				16,264.00	16,264.00								
CO		8,679,900.00		8,679,900.00														
OO : Community engagement increased	3300000000000000	3,010,666.09		3,010,666.09	21,111.21				21,111.21	21,111.21								
TECHNICAL ADVISORY EXTENSION PROGRAM	3301000000000000	3,010,666.09		3,010,666.09	21,111.21				21,111.21	21,111.21								
Provision of Extension Services	3301001000010000	3,010,666.09		3,010,666.09	21,111.21				21,111.21	21,111.21								
PS		1,287,766.09		1,287,766.09														
MOOE		1,722,900.00		1,722,900.00														
GRAND TOTAL		148,878,419.81		148,878,419.81	12,861,547.23				12,861,547.23	12,861,547.23								
PS		74,315,464.81		74,315,464.81	10,872,460.80				10,872,460.80	10,872,460.80								
MOOE		48,710,331.00		48,710,331.00	1,471,361.43				1,471,361.43	1,471,361.43								
Fin Ex																		
CO		25,852,624.00		25,852,624.00	517,725.00				517,725.00	517,725.00								

Certified Correct:  
  
Renato De Leon, Renato  
Agency Budget Officer  
Date: 15/Apr/2019

Certified Correct:  
  
Masinsin, Loida  
Agency Chief Accountant  
Date:

Recommended By:  
  
Marty, Shirley  
Director, FMS  
Date: 15/Apr/2019

Approved By:  
  
Canapi, Marita  
Head of Agency or Authorized Representative  
Date: 15/Apr/2019