

STATEMENT OF APPROVED BUDGET, UTILIZATIONS, DISBURSEMENTS AND BALANCES
As of December 31, 2017

Department: State Universities and Colleges (SUCs)

Agency: University of Rizal System


Operating Unit: N/A

Organization Code (UACS): 080420000000

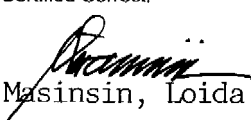
Report Status: SUBMITTED

PARTICULARS	UACS CODE	APPROVED BUDGET			BUDGET UTILIZATION					DISBURSEMENTS					BALANCES		
		Approved Budgeted Revenue	Adjustments (Additions, Reduction, Realignment)	Adjusted Budgeted Revenue	1st Quarter Ending March 31	2nd Quarter Ending June 30	3rd Quarter Ending Sept. 30	4th Quarter Ending Dec. 31	Total	1st Quarter Ending March 31	2nd Quarter Ending June 30	3rd Quarter Ending Sept. 30	4th Quarter Ending Dec. 31	Total	Unutilized Budget	Due and Demandable / Accounts Payable	Not Yet Due and Demandable
1	2	3	4	5=[3+(-)4]	6	7	8	9	10=(6+7+8+9)	11	12	13	14	15=(11+12+13+14)	16=(5-10)	17	18
Agency Approved Budget																	
Internally Generated Income	05206441	266,937,048.00		266,937,048.00	12,492,588.85	24,509,219.60	19,160,428.94	69,511,208.58	125,673,445.97	12,492,588.85	24,509,219.60	19,160,428.94	54,813,913.07	110,976,150.46	141,263,602.03		14,697,295.51
General Administration and Support	0000010000000000	75,969,053.00		75,969,053.00	6,692,385.96	8,959,289.66	11,496,070.98	27,562,416.59	54,710,163.19	6,692,385.96	8,959,289.66	11,496,070.98	53,019,256.98	21,258,889.81	1,690,906.21		1,690,906.21
General Management and Supervision	1030010001000000	75,969,053.00		75,969,053.00	6,692,385.96	8,959,289.66	11,496,070.98	27,562,416.59	54,710,163.19	6,692,385.96	8,959,289.66	11,496,070.98	53,019,256.98	21,258,889.81	1,690,906.21		1,690,906.21
PS		14,355,311.00		14,355,311.00	5,903,989.77	7,505,452.81	7,296,218.90	9,958,395.93	30,664,057.41	5,903,989.77	7,505,452.81	7,296,218.90	9,414,834.76	16,308,746.41	543,561.17		543,561.17
MOOE		25,910,292.00		25,910,292.00	788,396.19	1,004,209.35	3,592,252.08	13,453,201.05	18,838,058.67	788,396.19	1,004,209.35	3,592,252.08	12,562,896.01	17,947,753.63	7,072,233.33		890,305.04
CO		35,703,450.00		35,703,450.00		449,627.50	807,600.00	4,150,819.61	5,208,047.11		449,627.50	607,600.00	3,893,779.61	4,951,007.11	30,495,402.89		257,040.00
Operations	0000030000000000	190,967,995.00		190,967,995.00	5,800,202.89	15,548,929.94	7,664,357.96	41,948,791.99	70,963,282.78	5,800,202.89	15,548,929.94	7,664,357.96	28,942,402.69	57,956,893.48	120,004,712.22		13,006,389.30
MFO 1: HIGHER EDUCATION SERVICES	0000030100000000	155,118,169.00		155,118,169.00	5,196,970.52	12,736,066.49	6,787,103.66	38,100,021.27	62,820,161.94	5,196,970.52	12,736,066.49	6,787,103.66	27,134,518.61	51,854,659.28	92,298,007.06		10,965,502.66
Provision of Higher Education Services including P 16,362,000 for Scholarships of Poor and Deserving Students (Expanded Students' Grants-in-Aid Program for Poverty Alleviation-ESGP-PA) and P 13,606,000 for Tulong Dunong	2640030102000000	155,118,169.00		155,118,169.00	5,196,970.52	12,736,066.49	6,787,103.66	38,100,021.27	62,820,161.94	5,196,970.52	12,736,066.49	6,787,103.66	27,134,518.61	51,854,659.28	92,298,007.06		10,965,502.66
PS		52,316,627.00		52,316,627.00	4,588,345.55	6,203,225.21	3,268,686.02	7,712,884.29	21,773,141.07	4,588,345.55	6,203,225.21	3,268,686.02	6,994,220.50	21,044,477.28	30,543,485.93		728,663.79
MOOE		55,675,919.00		55,675,919.00	608,624.97	6,361,508.05	2,394,710.77	8,653,649.88	18,018,493.67	608,624.97	6,361,508.05	2,394,710.77	6,050,271.79	15,415,115.58	37,657,425.33		2,603,378.09
CO		47,125,623.00		47,125,623.00		171,333.23	1,123,706.87	21,733,487.10	23,028,527.20		171,333.23	1,123,706.87	14,100,026.32	15,395,066.42	24,097,095.80		7,633,460.78
MFO 2: ADVANCED EDUCATION SERVICES	0000030200000000	7,470,079.00		7,470,079.00	111,644.99	2,151,960.32	668,017.90	1,353,688.27	4,285,311.48	111,644.99	2,151,960.32	668,017.90	1,216,310.82	4,147,934.03	3,184,767.52		137,377.45
Provision of Advanced Education Services	2640030201000000	7,470,079.00		7,470,079.00	111,644.99	2,151,960.32	668,017.90	1,353,688.27	4,285,311.48	111,644.99	2,151,960.32	668,017.90	1,216,310.82	4,147,934.03	3,184,767.52		137,377.45
PS		8,214,279.00		8,214,279.00	106,844.99	2,151,200.32	668,017.90	1,339,368.27	4,265,431.48	106,844.99	2,151,200.32	668,017.90	1,201,990.82	4,128,054.03	1,948,847.52		137,377.45
MOOE		955,800.00		955,800.00	4,800.00	760.00		11,120.00	16,690.00	4,800.00	760.00		11,120.00	16,880.00	939,120.00		
CO		300,000.00		300,000.00		3,200.00		3,200.00	3,200.00		3,200.00		3,200.00	296,800.00			
MFO 3: RESEARCH SERVICES	0000030300000000	22,782,185.00		22,782,185.00	463,870.20	631,232.97	194,396.00	2,302,092.45	3,591,591.62	463,870.20	631,232.97	194,396.00	405,498.26	1,694,997.43	19,190,593.38		1,896,594.19
Conduct of Research Services	2670030301000000	22,782,185.00		22,782,185.00	463,870.20	631,232.97	194,396.00	2,302,092.45	3,591,591.62	463,870.20	631,232.97	194,396.00	405,498.26	1,694,997.43	19,190,593.38		1,896,594.19
PS		6,218,294.00		6,218,294.00	322,462.92	630,232.97	145,021.00	1,217,268.28	322,462.92	630,232.97	145,021.00	112,896.28	1,210,813.17	5,001,025.72	6,655.11		6,655.11
MOOE		11,222,391.00		11,222,391.00	141,407.28	1,000.00	29,375.00	777,763.26	949,545.54	141,407.28	1,000.00	29,375.00	292,601.98	464,384.26	10,272,845.46		485,161.28
CO		5,341,500.00		5,341,500.00		20,000.00	1,404,777.80	1,424,777.80	20,000.00		20,000.00		20,000.00	3,916,722.20			1,404,777.80
MFO 4: TECHNICAL ADVISORY EXTENSION SERVICES	0000030400000000	5,597,562.00		5,597,562.00	27,717.18	30,670.16	14,840.40	192,990.00	266,217.74	27,717.18	30,670.16	14,840.40	186,075.00	259,302.74	5,331,344.26		6,915.00
Provision of Extension Services	2650030401000000	5,597,562.00		5,597,562.00	27,717.18	30,670.16	14,840.40	192,990.00	266,217.74	27,717.18	30,670.16	14,840.40	186,075.00	259,302.74	5,331,344.26		6,915.00
PS		1,801,072.00		1,801,072.00	27,717.18	30,670.16	14,840.40		73,227.74	27,717.18	30,670.16	14,840.40		73,227.74	1,727,844.26		
MOOE		3,496,490.00		3,496,490.00				192,990.00	192,990.00				186,075.00	186,075.00	3,303,500.00		6,915.00
CO		300,000.00		300,000.00										300,000.00			
GRAND TOTAL		266,937,048.00		266,937,048.00	12,492,588.85	24,509,219.60	19,160,428.94	69,511,208.58	125,673,445.97	12,492,588.85	24,509,219.60	19,160,428.94	54,813,913.07	110,976,150.46	141,263,602.03		14,697,295.51
PS		80,905,583.00		80,905,583.00	10,949,360.41	16,520,781.47	11,392,784.22	19,130,199.88	57,993,125.98	10,949,360.41	16,520,781.47	11,392,784.22	17,713,942.36	58,576,868.46	22,912,457.02		1,416,257.62
MOOE		97,260,892.00		97,260,892.00	1,543,228.44	7,367,477.40	6,016,337.85	23,088,724.19	38,015,767.88	1,543,228.44	7,367,477.40	6,016,337.85	19,102,964.78	34,030,008.47	69,245,124.12		3,985,759.41
Fin Ex																	
CO		88,770,573.00		88,770,573.00		620,960.73	1,751,306.87	27,292,284.51	29,664,552.11		620,960.73	1,751,306.87	17,967,005.93	20,369,273.53	59,106,020.89		9,295,278.58

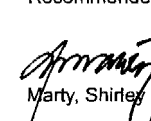
Certified Correct:


De Lemon, Renato
Agency Budget Officer
Date: 06/Feb/2018

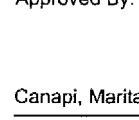
Certified Correct:


Masinsin, Loida
Agency Chief Accountant
Date:


Recommended By:


Marty, Shirley
Director, FMS
Date: 06/Feb/2018

Approved By:


Canapi, Marita
Head of Agency or Authorized Representative
Date: 06/Feb/2018

For the President:


Nancy T. Pascual, Ed D
VP for Admin. and Finance