

STATEMENT OF APPROPRIATIONS, ALLOTMENTS, OBLIGATIONS, DISBURSEMENTS AND BALANCES
As of the Quarter Ending December 31, 2017

Department: State Universities and Colleges (SUCs)

Agency: University of Rizal System

Operating Unit: N/A

Organization Code (UACS): 080420000000

Fund Cluster: 01 - Regular Agency Fund


Authorization: 01 - Current Year Appropriations

Report Status: SUBMITTED

Table with columns: Particulars, UACS CODE, Appropriation (Authorized, Adjustments, Adjusted), Allotments (Received, Adjustments, Transfer), Current Year Obligations (Quarterly, Total), Current Year Disbursements (Quarterly, Total), and Balances (Unreleased, Unobligated, Unpaid, Due). Rows include Agency Specific Budget, Specific Budgets of National Government Agencies, General Administration and Support, General Management and Supervision, PS, MOOE, Administration of Personnel Benefits, Support to Operations, Auxiliary Services, Operations, MFO 1: HIGHER EDUCATION SERVICES, MFO 2: ADVANCED EDUCATION SERVICES, MFO 3: RESEARCH SERVICES, MFO 4: TECHNICAL ADVISORY EXTENSION SERVICES, and Locally-Funded Projects.

Particulars	UACS CODE	Authorized Appropriation	Adjustments (Transfer To/From, Realignment)	Adjusted Appropriations	Allotments Received	Adjustments (Withdrawal, Realignment)	Transfer To	Transfer From	Adjusted Total Allotments	1st Quarter Ending March 31	2nd Quarter Ending June 30	3rd Quarter Ending Sept. 30	4th Quarter Ending Dec. 31	Total	1st Quarter Ending March 31	2nd Quarter Ending June 30	3rd Quarter Ending Sept. 30	4th Quarter Ending Dec. 31	Total	Unreleased Appropriations	Unobligated Allotment	Unpaid Obligations (19-20) * (23-24)	
																						Due and Demandable	Not Yet Due and Demandable
1	2	3	4	5=(3+4)	6	7	8	9	10=(6+(-17)+8+9)	11	12	13	14	15=(10+11+12+13+14)	16	17	18	19	20=(16+17+18+19)	21=(6-10)	22=(10-15)	23	24
Autronics Innovation and Training Center	264004010100021	10,000,000.00		10,000,000.00	10,000,000.00				10,000,000.00					7,940,581.51	7,940,581.51				1,525,485.77	1,525,485.77		2,059,418.49	6,415,095.74
CO		10,000,000.00		10,000,000.00	10,000,000.00				10,000,000.00					7,940,581.51	7,940,581.51				1,525,485.77	1,525,485.77		2,059,418.49	6,415,095.74
Fishery Processing and Training Center	264004010100022	10,000,000.00		10,000,000.00	10,000,000.00				10,000,000.00					7,517,816.77	7,517,816.77				2,482,383.23	2,482,383.23		2,482,383.23	7,517,816.77
CO		10,000,000.00		10,000,000.00	10,000,000.00				10,000,000.00					7,517,816.77	7,517,816.77				2,482,383.23	2,482,383.23		2,482,383.23	7,517,816.77
Multipurpose / Facilities	000004010300000	5,000,000.00		5,000,000.00	4,248,392.00				4,248,392.00					3,054,003.02	3,054,003.02				901,800.00	901,800.00	751,608.00	1,194,388.98	2,152,203.02
Construction and/or Rehabilitation of Multi-Purpose Building including P500,000 for Sports Facilities	264004010300002	1,500,000.00		1,500,000.00	1,452,434.00				1,452,434.00					452,800.00	452,800.00				452,800.00	452,800.00	47,566.00	999,634.00	
CO		1,500,000.00		1,500,000.00	1,452,434.00				1,452,434.00					452,800.00	452,800.00				452,800.00	452,800.00	47,566.00	999,634.00	
Repair and Improvement of Structures/Facilities and Acquisition of Equipment	264004010300003	3,500,000.00		3,500,000.00	2,795,958.00				2,795,958.00					2,601,203.02	2,601,203.02				449,000.00	449,000.00	704,042.00	194,754.88	2,152,203.02
CO		3,500,000.00		3,500,000.00	2,795,958.00				2,795,958.00					2,601,203.02	2,601,203.02				449,000.00	449,000.00	704,042.00	194,754.88	2,152,203.02
Sub-Total, Agency-Specific		549,652,000.00		549,652,000.00	475,346,801.00				475,346,801.00	71,775,052.79	101,033,018.67	75,472,434.45	207,480,089.11	455,740,605.02	71,775,052.79	101,033,018.67	75,472,434.45	137,480,018.45	385,760,524.37	74,305,199.00	19,606,195.98		69,980,080.65
PS		384,587,000.00	5,523,368.00	390,110,368.00	317,019,409.00	5,523,368.00			322,542,777.00	62,124,539.12	96,188,088.90	64,224,239.74	108,054,486.45	320,581,354.21	62,124,539.12	96,188,088.90	64,224,239.74	108,054,486.45	320,581,354.21	67,567,591.00	1,951,422.78		69,980,080.65
MOOE		77,655,000.00	(5,523,368.00)	72,131,632.00	71,669,000.00	(5,523,368.00)			66,145,632.00	9,650,513.67	14,844,929.77	11,248,194.71	23,152,899.92	58,898,538.07	9,650,513.67	14,844,929.77	11,248,194.71	23,152,899.92	58,898,538.07	5,986,000.00	7,249,093.93		
Fin Ex																							
CO		87,410,000.00		87,410,000.00	86,658,392.00				86,658,392.00					76,252,712.74	76,252,712.74				6,272,632.09	6,272,632.09	751,608.00	10,405,679.26	69,980,080.65
II. Automatic Appropriations																							
Retirement and Life Insurance Premiums	01104102																						
General Administration and Support	000001000000000	3,227,000.00		3,227,000.00	3,227,000.00				3,227,000.00	801,972.74	804,589.29	813,858.32	806,779.85	3,227,000.00	801,972.74	804,589.29	813,858.32	806,779.85	3,227,000.00				
General Management and Supervision	103001000100000	3,227,000.00		3,227,000.00	3,227,000.00				3,227,000.00	801,972.74	804,589.29	813,858.32	806,779.85	3,227,000.00	801,972.74	804,589.29	813,858.32	806,779.85	3,227,000.00				
PS		3,227,000.00		3,227,000.00	3,227,000.00				3,227,000.00	801,972.74	804,589.29	813,858.32	806,779.85	3,227,000.00	801,972.74	804,589.29	813,858.32	806,779.85	3,227,000.00				
Support to Operations	000002000000000	75,000.00		75,000.00	75,000.00				75,000.00	8,466.12	8,466.12	8,466.12	8,466.12	75,000.00	8,466.12	8,466.12	8,466.12	8,466.12	75,000.00				
Auxiliary Services	264002000100000	75,000.00		75,000.00	75,000.00				75,000.00	8,466.12	8,466.12	8,466.12	8,466.12	75,000.00	8,466.12	8,466.12	8,466.12	8,466.12	75,000.00				
PS		75,000.00		75,000.00	75,000.00				75,000.00	8,466.12	8,466.12	8,466.12	8,466.12	75,000.00	8,466.12	8,466.12	8,466.12	8,466.12	75,000.00				
Operations	000003000000000	22,908,000.00	2,915,999.00	25,823,999.00	25,821,999.00				25,821,999.00	5,696,459.01	6,353,971.79	6,045,477.53	7,047,911.58	25,143,819.91	5,696,459.01	6,353,971.79	6,045,477.53	7,047,911.58	25,143,819.91				
MFO 1- HIGHER EDUCATION SERVICES	000003010000000	22,622,000.00	2,915,999.00	25,537,999.00	25,537,999.00				25,537,999.00	5,625,375.21	6,284,518.43	5,991,408.05	7,009,779.02	24,911,080.71	5,625,375.21	6,284,518.43	5,991,408.05	7,009,779.02	24,911,080.71				
Provision of Higher Education Services including P 16,362,000 for Scholarships of Poor and Deserving Students (Expanded Students' Grants-in-Aid Program for Poverty Alleviation -ESGP-PA) and P 13,606,000 for Tulang Dunung	264003010200000	22,622,000.00	2,915,999.00	25,537,999.00	25,537,999.00				25,537,999.00	5,625,375.21	6,284,518.43	5,991,408.05	7,009,779.02	24,911,080.71	5,625,375.21	6,284,518.43	5,991,408.05	7,009,779.02	24,911,080.71				
PS		22,622,000.00	2,915,999.00	25,537,999.00	25,537,999.00				25,537,999.00	5,625,375.21	6,284,518.43	5,991,408.05	7,009,779.02	24,911,080.71	5,625,375.21	6,284,518.43	5,991,408.05	7,009,779.02	24,911,080.71				
MFO 2- ADVANCED EDUCATION SERVICES	000003020000000	63,000.00		63,000.00	63,000.00				63,000.00	15,746.04	16,195.56	15,746.04	15,312.36	63,000.00	15,746.04	16,195.56	15,746.04	15,312.36	63,000.00				
Provision of Advanced Education Services	264003020100000	63,000.00		63,000.00	63,000.00				63,000.00	15,746.04	16,195.56	15,746.04	15,312.36	63,000.00	15,746.04	16,195.56	15,746.04	15,312.36	63,000.00				
PS		63,000.00		63,000.00	63,000.00				63,000.00	15,746.04	16,195.56	15,746.04	15,312.36	63,000.00	15,746.04	16,195.56	15,746.04	15,312.36	63,000.00				
MFO 3- RESEARCH SERVICES	000003030000000	127,000.00		127,000.00	127,000.00				127,000.00	31,831.20	34,025.16	38,323.44	22,820.20	127,000.00	31,831.20	34,025.16	38,323.44	22,820.20	127,000.00				
Conduct of Research Services	267003030100000	127,000.00		127,000.00	127,000.00				127,000.00	31,831.20	34,025.16	38,323.44	22,820.20	127,000.00	31,831.20	34,025.16	38,323.44	22,820.20	127,000.00				
PS		127,000.00		127,000.00	127,000.00				127,000.00	31,831.20	34,025.16	38,323.44	22,820.20	127,000.00	31,831.20	34,025.16	38,323.44	22,820.20	127,000.00				
MFO 4- TECHNICAL ADVISORY EXTENSION SERVICES	000003040000000	94,000.00		94,000.00	94,000.00				94,000.00	23,506.56	19,232.64			42,739.20	23,506.56	19,232.64			42,739.20				
Provision of Extension Services	265003040100000	94,000.00		94,000.00	94,000.00				94,000.00	23,506.56	19,232.64			42,739.20	23,506.56	19,232.64			42,739.20				
PS		94,000.00		94,000.00	94,000.00				94,000.00	23,506.56	19,232.64			42,739.20	23,506.56	19,232.64			42,739.20				
Sub-Total, Automatic Appropriations		26,208,000.00	2,915,999.00	29,123,999.00	29,123,999.00				29,123,999.00	6,506,897.87	7,167,027.20	6,867,601.97	7,863,157.35	28,404,884.39	6,506,897.87	7,167,027.20	6,867,601.97	7,863,157.35	28,404,884.39				
PS		26,208,000.00	2,915,999.00	29,123,999.00	29,123,999.00				29,123,999.00	6,506,897.87	7,167,027.20	6,867,601.97	7,863,157.35	28,404,884.39	6,506,897.87	7,167,027.20	6,867,601.97	7,863,157.35	28,404,884.39				
MOOE																							
Fin Ex																							
CO																							
III. Special Purpose Fund																							
Miscellaneous Personnel Benefits Fund	01101406			10,135,866.00	10,135,866.00				10,135,866.00					10,135,472.20					10,135,472.20				
Miscellaneous Personnel Benefits Fund	000009070000000			10,135,866.00	10,135,866.00				10,135,866.00					10,135,472.20					10,135,472.20				
Performance-Based Bonus	103009070100000			10,135,866.00	10,135,866.00				10,135,866.00					10,135									

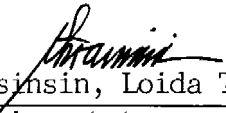
Certified Correct:


De Lempin, Renato

Budget Officer

Date: 20/Feb/2018


Certified Correct:


Masinsin, Loida T.

Chief Accountant

Date:

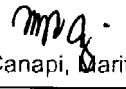
Recommended By:


Marty, Shirley

Director, FMS

Date: 20/Feb/2018

Approved By:


Canapi, Marita

Agency Head/Department

Date: 20/Feb/2018


This report was generated using the Unified Reporting System on 21/02/2018 10:01

Particulars	UACS CODE	Authorized Appropriation	Adjustments (Transfer To)/From, Realignment	Adjusted Appropriations	Allotments Received	Adjustments (Withdrawal, Realignment)	Transfer To	Transfer From	Adjusted Total Allotments	1st Quarter Ending March 31	2nd Quarter Ending June 30	3rd Quarter Ending Sept. 30	4th Quarter Ending Dec. 31	Total	1st Quarter Ending March 31	2nd Quarter Ending June 30	3rd Quarter Ending Sept. 30	4th Quarter Ending Dec. 31	Total	Unreleased Appropriations	Unobligated Allotment	Unpaid Obligations (16-20) = (23+24)	
																						Due and Demandable	Not Yet Due and Demandable
1	2	3	4	5=(3+4)	6	7	8	9	10=(8+(-)7+4+9)	11	12	13	14	15=(11+12+13+14)	16	17	18	19	20=(16+17+18+19)	21=(9-10)	22=(10-19)	23	24
GRAND TOTAL		29,068,068.47		29,068,068.47	28,534,066.47				28,534,066.47	3,512,134.48	2,252,975.80	5,942,906.13	7,456,510.10	19,164,526.51	3,512,134.48	2,252,975.80	5,942,906.13	286,925.90	11,994,942.31	534,000.00	9,369,539.96		7,169,584.20
PS																							
MOOE		16,878,385.26		16,878,385.26	16,344,385.26				16,344,385.26	3,512,134.48	2,052,797.89	5,409,816.69	286,925.90	11,261,676.96	3,512,134.48	2,052,797.89	5,409,816.69	286,925.90	11,261,676.96	534,000.00	5,082,708.30		
Fin Ex																							
CO		12,189,681.21		12,189,681.21	12,189,681.21				12,189,681.21		200,177.91	533,087.44	7,169,584.20	7,902,849.55		200,177.91	533,087.44		733,265.35		4,286,831.66		7,169,584.20


Certified Correct:


 De Leon, Renato
 Budget Officer
 Date: 20/Feb/2018


Certified Correct:


 Masinsin, Loida T.
 Chief Accountant
 Date:

Recommended By:


 Marty, Shirley
 Director, FMS
 Date: 20/Feb/2018

Approved By:


 Canapi, Marita
 Agency Head/Department
 Date: 20/Feb/2018

This report was generated using the Unified Reporting System on 21/02/2018 10:28