

MONTHLY REPORT OF DISBURSEMENTS
For the month of April, 2018

Department: State Universities and Colleges (SUCs)										Agency: University of Rizal System										Operating Unit: N/A									
Organization Code (UACS): 080420000000										Fund Cluster: 01 - Regular Agency Fund										Report Status: SUBMITTED									
PARTICULARS	CURRENT YEAR BUDGET					PRIOR YEAR'S BUDGET										SUB-TOTAL	TRUST LIABILITIES				GRAND TOTAL					REMARKS			
						PRIOR YEAR'S ACCOUNTS PAYABLE					CURRENT YEAR'S ACCOUNTS PAYABLE																		
	PS	MOOE	Fin. Exp	CO	TOTAL	PS	MOOE	Fin. Exp	CO	Sub-Total	PS	MOOE	Fin. Exp	CO	Sub-Total		TOTAL	PS	MOOE	CO	TOTAL	PS	MOOE	Fin. Exp	CO		TOTAL		
1	2	3	4	5	6=(2+3+4+5)	7	8	9	10	11=(7+8+9+10)	12	13	14	15	16=(12+13+14+15)	17=(11+16)	18=(6+17)	19	20	21	22=(19+20+21)	23	24	25	26	27=(23+24+25+26)	28		
Notice of Cash Allocation (NCA)	19,535,802.87	3,847,761.53			23,383,564.40				13,512,306.24	13,512,306.24						13,512,306.24	36,895,870.64	9,042,149.30			9,042,149.30	28,577,952.17	3,847,761.53		13,512,306.24	45,938,019.94			
MDS Checks Issued	19,535,802.87	3,847,761.53			23,383,564.40												23,383,564.40		9,042,149.30							32,425,713.70			
Advice to Debit Account									13,512,306.24	13,512,306.24																			
Notice of Transfer of Allocation (NTA)																													
MDS Checks Issued																													
Advice to Debit Account																													
Working Fund (NCA issued to BTr)																													
Tax Remittance Advices Issued (TRA)	1,837,791.48	180,385.55			2,018,177.03									796,734.36	796,734.36	796,734.36	2,814,911.39					1,837,791.48	180,385.55		796,734.36	2,814,911.39			
Cash Disbursement Ceiling (CDC)																													
Non-Cash Availment Authority (NCAA)																													
Others (CDT, BTr Docs Stamp, etc.)																													

Summary

PARTICULARS	PREVIOUS REPORT	CURRENT MONTH	AS OF DATE
(1)	(2)	(3)	(4)
Total Disbursement Authorities Received			
NCA	89,109,704.00	133,439,093.00	222,548,797.00
Working Fund			
TRA	6,107,381.52	2,814,911.39	8,922,292.91
CDC			
NCAA			
Others (CDT, BTr Docs Stamp, etc.)			
Less: Notice of Transfer Allocations (NTA)* Issued			
Total Disbursements Authorities Available	95,217,085.52	136,254,004.39	231,471,089.91
Less:			
Lapsed NCA		10,902.67	10,902.67
Disbursements	95,206,182.85	48,752,931.33	143,959,114.18
Balance of Disbursements Authorities as of to date	10,902.67	87,490,170.39	87,501,073.06
Total Disbursements Program	6,100,276.17	136,254,004.39	142,354,280.56
Less: * Actual Disbursements	48,413,486.60	48,752,931.33	95,166,417.93
(Over)/Under spending=	(40,313,210.43)	87,501,073.06	47,187,862.63

Certified Correct:


Masinsin, Loida

Agency Chief Accountant

Date: 12/Jul/2018

Approved By:


Canapi, Marita

Head of Agency or Authorized Representative

Date: 12/Jul/2018


MONTHLY REPORT OF DISBURSEMENTS
For the month of May, 2018

Department: State Universities and Colleges (SUCs)										Agency: University of Rizal System										Operating Unit: N/A									
Organization Code (UACS): 080420000000										Fund Cluster: 01 - Regular Agency Fund										Report Status: SUBMITTED									
PARTICULARS	CURRENT YEAR BUDGET					PRIOR YEAR'S BUDGET										SUB-TOTAL	TRUST LIABILITIES				GRAND TOTAL					REMARKS			
						PRIOR YEAR'S ACCOUNTS PAYABLE					CURRENT YEAR'S ACCOUNTS PAYABLE																		
	PS	MOOE	Fin. Exp	CO	TOTAL	PS	MOOE	Fin. Exp	CO	Sub-Total	PS	MOOE	Fin. Exp	CO	Sub-Total		TOTAL	PS	MOOE	CO	TOTAL	PS	MOOE	Fin. Exp	CO		TOTAL		
1	2	3	4	5	6=(2+3+4+5)	7	8	9	10	11=(7+8+9+10)	12	13	14	15	16=(12+13+14+15)	17=(11+16)	18=(6+17)	19	20	21	22=(19+20+21)	23	24	25	26	27=(23+24+25+26)	28		
Notice of Cash Allocation (NCA)	37,447,016.83	2,985,747.97			40,432,764.80				965,357.15	965,357.15						965,357.15	41,398,121.95	9,801,620.04			9,801,620.04	47,248,636.87	2,985,747.97		965,357.15	51,199,741.99			
MDS Checks Issued	37,447,016.83	2,985,747.97			40,432,764.80													9,801,620.04	9,801,620.04		9,801,620.04	47,248,636.87	2,985,747.97			50,234,384.84			
Advice to Debit Account									965,357.15	965,357.15						965,357.15	965,357.15								965,357.15	965,357.15			
Notice of Transfer of Allocation (NTA)																													
MDS Checks Issued																													
Advice to Debit Account																													
Working Fund (NCA issued to BTr)																													
Tax Remittance Advices Issued (TRA)	1,836,031.90	141,134.58			1,977,166.48				54,642.85	54,642.85						54,642.85	2,031,809.33					1,836,031.90	141,134.58		54,642.85	2,031,809.33			
Cash Disbursement Ceiling (CDC)																													
Non-Cash Availment Authority (NCAA)																													
Others (CDT, BTr Docs Stamp, etc.)																													

Summary


PARTICULARS	PREVIOUS REPORT	CURRENT MONTH	AS OF DATE
(1)	(2)	(3)	(4)
Total Disbursement Authorities Received			
NCA	222,548,797.00		222,548,797.00
Working Fund			
TRA	8,922,292.91	2,031,809.33	10,954,102.24
CDC			
NCAA			
Others (CDT, BTr Docs Stamp, etc.)			
Less: Notice of Transfer Allocations (NTA)* issued			
Total Disbursements Authorities Available	231,471,089.91	2,031,809.33	233,502,899.24
Less			
Lapsed NCA	10,902.67		10,902.67
Disbursements		53,231,551.32	53,231,551.32
Balance of Disbursements Authorities as of to date	231,460,187.24	(51,199,741.99)	180,260,445.25
Total Disbursements Program	231,471,089.91	2,031,809.33	233,502,899.24
Less: * Actual Disbursements	143,959,114.01	53,231,551.32	197,190,665.33
Over/Under spending-	87,511,975.90	(51,199,741.99)	36,312,233.91

Certified Correct:


Masinsin, Loida
Agency Chief Accountant

Date: 12/Jul/2018

Approved By:


Canapi, Marita
Head of Agency or Authorized Representative
Date: 12/Jul/2018


MONTHLY REPORT OF DISBURSEMENTS
For the month of June, 2018

Department: State Universities and Colleges (SUCs)										Agency: University of Rizal System										Operating Unit: N/A									
Organization Code (UACS): 080420000000										Fund Cluster: 01 - Regular Agency Fund										Report Status: SUBMITTED									
PARTICULARS	CURRENT YEAR BUDGET					PRIOR YEAR'S BUDGET										SUB-TOTAL	TRUST LIABILITIES					GRAND TOTAL					REMARKS		
	PS	MOOE	Fin. Exp	CO	TOTAL	PRIOR YEAR'S ACCOUNTS PAYABLE					CURRENT YEAR'S ACCOUNTS PAYABLE						PS	MOOE	CO	TOTAL	PS	MOOE	Fin. Exp	CO	TOTAL				
						PS	MOOE	Fin. Exp	CO	Sub-Total	PS	MOOE	Fin. Exp	CO	Sub-Total											TOTAL			
1	2	3	4	5	6=(2+3+4+5)	7	8	9	10	11=(7+8+9+10)	12	13	14	15	16=(12+13+14+15)	17=(11+16)	18=(6+17)	19	20	21	22=(19+20+21)	23	24	25	26	27=(23+24+25+26)	28		
Notice of Cash Allocation (NCA)	16,379,972.65	4,835,723.01		764,900.00	21,980,595.66				9,625,385.78	9,625,385.78						9,625,385.78	31,605,981.44	9,056,955.50				9,056,955.50	25,436,928.15	4,835,723.01		10,390,285.78	40,662,936.94		
MDS Checks Issued	16,379,972.65	4,835,723.01		764,900.00	21,980,595.66				9,625,385.78	9,625,385.78						9,625,385.78	31,605,981.44	9,056,955.50				9,056,955.50	25,436,928.15	4,835,723.01		10,390,285.78	40,662,936.94		
Advice to Debit Account																													
Notice of Transfer of Allocation (NTA)																													
MDS Checks Issued																													
Advice to Debit Account																													
Working Fund (NCA issued to BTr)																													
Tax Remittance Advices Issued (TRA)	1,828,250.58	215,756.84		40,976.78	2,084,984.20				607,013.22	607,013.22						607,013.22	2,691,997.42					1,828,250.58	215,756.84		647,990.00	2,691,997.42			
Cash Disbursement Ceiling (CDC)																													
Non-Cash Availment Authority (NCAA)																													
Others (CDT, BTr Docs Stamp, etc.)																													

Summary


PARTICULARS	PREVIOUS REPORT	CURRENT MONTH	AS OF DATE
(1)	(2)	(3)	(4)
Total Disbursement Authorities Received			
NCA	222,548,797.00	4,384,804.00	226,933,601.00
Working Fund			
TRA	10,954,102.24	2,691,997.42	13,646,099.66
CDC			
NCAA			
Others (CDT, BTr Docs Stamp, etc.)			
Less: Notice of Transfer Allocations (NTA)* Issued			
Total Disbursements Authorities Available	233,502,899.24	7,076,801.42	240,579,700.66
Less			
Lapsed NCA			
Disbursements	197,190,665.33	43,354,934.36	240,545,599.69
Balance of Disbursements Authorities as of to date	36,312,233.91	(36,278,132.94)	34,100.97
Total Disbursements Program	2,031,809.33	7,076,801.42	9,108,610.75
Less: * Actual Disbursements	197,190,665.33	43,354,934.36	240,545,599.69
(Over)/Under spending-	(195,158,856.00)	(36,278,132.94)	(231,436,988.94)

Certified Correct:


Masinsin, Loida
Agency Chief Accountant

Date: 12/Jul/2018

Approved By:


Canapi, Manta
Head of Agency or Authorized Representative
Date: 12/Jul/2018

QUARTERLY REPORT OF REVENUE AND OTHER RECEIPTS As of the Quarter Ending June 30, 2018 (In Pesos)

Department: State Universities and Colleges (SUCs)

Operating Unit: N/A

Agency: University of Rizal System

Organization Code (UACS): 080420000000

Report Status: SUBMITTED

CLASSIFICATION / SOURCES OF REVENUE AND OTHER RECEIPTS	UACS Code	REVENUE TARGET (Annual)	ACTUAL REVENUE AND OTHER RECEIPTS COLLECTIONS					CUMULATIVE REMITTANCE /DEPOSITS TO DATE			VARIANCE		REMARKS
			1st Quarter	2nd Quarter	3rd Quarter	4th Quarter	TOTAL	Remittance to BTr	Deposited with AGDB	Total	Amount	%	
1	2	3	4	5	6	7	8=(4+5+6+7)	9	10	11=(9+10)	12=(8-3)	13=(12/3)	14
General Fund (formerly Fund 101)													
Special Account in the General Fund (formerly Fund 105, 183, 401, 151-159)													
Off-Budget Accounts (formerly Fund 161 to 164, etc.)													
Tuition Fees	4020201001	110,945,199.00	1,426,744.32	46,158,627.67			47,585,371.99		47,585,371.99	47,585,371.99	(63,359,827.01)	-0.57	
Income Collected from Students	4020201002	23,415,484.00	4,217,006.45	5,453,403.05			9,670,409.50		9,670,409.50	9,670,409.50	(13,745,074.50)	-0.59	
Rent/Lease Income	4020205000		401,689.50	285,507.50			687,197.00		687,197.00	687,197.00			
Income from Printing and Publication	4020215000		644,940.00	23,185.00			668,125.00		668,125.00	668,125.00	668,125.00		
Other Sales	4020216099	13,000,000.00	4,763,400.00	6,889,692.00			11,653,092.00		10,874,604.00	10,874,604.00	(1,346,908.00)	-0.1	
Others	4020221099		3,722.24	3,895.36			7,617.60		7,617.60	7,617.60			
Other Business Income	4020299099	100,000.00	1,060,621.65	1,099,467.87			2,160,089.52		2,160,089.52	2,160,089.52	2,060,089.52	20.6	
Custodial Funds (formerly Fund 101-184, 187)													
TOTAL		147,460,683.00	12,518,124.16	59,913,778.45			72,431,902.61		71,653,414.61	71,653,414.61	(75,028,780.39)	-0.51	

Certified Correct:


Masinsin, Loida

Agency Chief Accountant

Date: 12/Jul/2018

Approved By:


Canapi, Marita

Head of Agency/Department
Secretary

Date: 12/Jul/2018