

SUMMARY OF REPORT OF DISBURSEMENTS

For the Quarter Ending March 31, 2014

In Pesos

Department : STATE UNIVERSITIES AND COLLEGES
 Agency/Operating Unit : UNIVERSITY OF RIZAL SYSTEM
 Region/Province/City : REGION IV-A / RIZAL
 Fund : GENERAL FUND

PARTICULARS	CURRENT YEAR BUDGET				PRIOR YEAR'S BUDGET				PRIOR YEARS' OBLIGATIONS				SUB-TOTAL	TRUST LIABILITIES				Others	GRAND TOTAL				Remarks
	PS	MOOE	CO	TOTAL	PS	MOOE	CO	TOTAL	PS	MOOE	CO	TOTAL		PS	MOOE	CO	TOTAL		PS	MOOE	CO	TOTAL	
(1)	(2)				(3)				(4)				(5)=2+3+4	(6)				(7)	(8)				(9)
FIRST QUARTER																							
Notice of Cash Allocation																							
MDS Checks Issued	38,806,662.41	5,961,059.54		44,767,721.95						348,041.50		348,041.50		21,225,123.89			21,225,123.89		60,031,786.30	6,309,101.04	0.00	66,340,887.34	
Advice to Debit Account										1,155,429.13	6,608,559.64	7,763,988.77							0.00	1,155,429.13	6,608,559.64	7,763,988.77	
Tax Remittance Advices Issued	4,966,418.97	223,735.78		5,190,154.75						65,676.65	374,069.41	439,746.06							4,966,418.97	289,412.43	374,069.41	5,629,900.81	
Cash Disbursement Ceiling																							
Non-Cash Availment Authority																							
TOTAL	43,773,081.38	6,184,795.32	0.00	49,957,876.70	0.00	0.00	0.00	0.00	0.00	1,569,147.28	6,982,629.05	8,551,776.33	0.00	21,225,123.89	0.00	0.00	21,225,123.89	0.00	64,998,205.27	7,753,942.60	6,982,629.05	79,734,776.92	
SECOND QUARTER																							
Notice of Cash Allocation																							
MDS Checks Issued																							
Advice to Debit Account																							
Tax Remittance Advices Issued																							
Cash Disbursement Ceiling																							
Non-Cash Availment Authority																							
TOTAL																							
THIRD QUARTER																							
Notice of Cash Allocation																							
MDS Checks Issued																							
Advice to Debit Account																							
Tax Remittance Advices Issued																							
Cash Disbursement Ceiling																							
Non-Cash Availment Authority																							
TOTAL																							
FOURTH QUARTER																							
Notice of Cash Allocation																							
MDS Checks Issued																							
Advice to Debit Account																							
Tax Remittance Advices Issued																							
Cash Disbursement Ceiling																							
Non-Cash Availment Authority																							
TOTAL																							
GRAND TOTAL	43,773,081.38	6,184,795.32	0.00	49,957,876.70	0.00	0.00	0.00	0.00	0.00	1,569,147.28	6,982,629.05	8,551,776.33	0.00	21,225,123.89	0.00	0.00	21,225,123.89	0.00	64,998,205.27	7,753,942.60	6,982,629.05	79,734,776.92	

Certified Correct:

RENATO F. DE LEMON, Ph.D.

Agency Budget Officer

Date:

Certified Correct:

CLARISSA N. MARINO

Agency Chief Accountant

Date: 5-9-14

Approved By:

MARITA R. CANAPI, Ed.D.

University President

Date:

SUMMARY OF REPORT OF DISBURSEMENTS

For the Quarter Ending June 30, 2014

ANNEX D

In Pesos

Department : STATE UNIVERSITIES AND COLLEGES
 Agency/Operating Unit : UNIVERSITY OF RIZAL SYSTEM
 Region/Province/City : REGION IV-A / RIZAL
 Fund : GENERAL FUND

GENERAL FUND																							
PARTICULARS	CURRENT YEAR BUDGET				PRIOR YEAR'S BUDGET				PRIOR YEARS' OBLIGATIONS				SUB-TOTAL	TRUST LIABILITIES				Others	GRAND TOTAL				Remarks
	PS	MOOE	CO	TOTAL	PS	MOOE	CO	TOTAL	PS	MOOE	CO	TOTAL		PS	MOOE	CO	TOTAL		PS	MOOE	CO	TOTAL	
	(1)	(2)				(3)				(4)				(5) =2+3+4	(6)				(7)	(8)			
FIRST QUARTER																							
Notice of Cash Allocation																							
MDS Checks Issued	38,806,662.41	5,961,059.54		44,767,721.95						348,041.50		348,041.50		21,225,123.89			21,225,123.89		60,031,786.30	6,309,101.04	0.00	66,340,887.34	
Advice to Debit Account										1,155,429.13	6,608,559.64	7,763,988.77							0.00	1,155,429.13	6,608,559.64	7,763,988.77	
Tax Remittance Advices Issued	4,966,418.97	223,735.78		5,190,154.75						65,676.65	374,069.41	439,746.06							4,966,418.97	289,412.43	374,069.41	5,629,900.81	
Cash Disbursement Ceiling																							
Non-Cash Availment Authority																							
TOTAL	43,773,081.38	6,184,795.32	0.00	49,957,876.70	0.00	0.00	0.00	0.00	0.00	1,569,147.28	6,982,629.05	8,551,776.33	0.00	21,225,123.89	0.00	0.00	21,225,123.89	0.00	64,998,205.27	7,753,942.60	6,982,629.05	79,734,776.92	
SECOND QUARTER																							
Notice of Cash Allocation																							
MDS Checks Issued	42,717,744.58	11,450,088.63		54,167,833.21										23,130,649.04			23,130,649.04		65,848,393.62	11,450,088.63		77,298,482.25	
Advice to Debit Account										3,132,552.33		3,132,552.33							3,132,552.33			3,132,552.33	
Tax Remittance Advices Issued	4,840,636.63	721,604.12		5,562,240.75						256,556.21		256,556.21							4,840,636.63	978,160.33		5,818,796.96	
Cash Disbursement Ceiling																							
Non-Cash Availment Authority																							
TOTAL	47,558,381.21	12,171,692.75	0.00	59,730,073.96	0.00	0.00	0.00	0.00	0.00	3,389,108.54	0.00	3,389,108.54	0.00	23,130,649.04	0.00	0.00	23,130,649.04	0.00	70,689,030.25	15,560,801.29	0.00	86,249,831.54	
THIRD QUARTER																							
Notice of Cash Allocation																							
MDS Checks Issued																							
Advice to Debit Account																							
Tax Remittance Advices Issued																							
Cash Disbursement Ceiling																							
Non-Cash Availment Authority																							
TOTAL																							
FOURTH QUARTER																							
Notice of Cash Allocation																							
MDS Checks Issued																							
Advice to Debit Account																							
Tax Remittance Advices Issued																							
Cash Disbursement Ceiling																							
Non-Cash Availment Authority																							
TOTAL																							
GRAND TOTAL	43,773,081.38	6,184,795.32	0.00	49,957,876.70	0.00	0.00	0.00	0.00	0.00	1,569,147.28	6,982,629.05	8,551,776.33	0.00	21,225,123.89	0.00	0.00	21,225,123.89	0.00	64,998,205.27	7,753,942.60	6,982,629.05	79,734,776.92	

Certified Correct:

RENATO F. DE LEMON, Ph.D.

Agency Budget Officer

Date:

Certified Correct:

CLARISSA N. MARINO

Agency Chief Accountant

Date:

Approved By:

MARITA R. CANAPI, Ed.D.

University President

Date:

MONTHLY REPORT OF DISBURSEMENTS
For the month of JULY, 2014

Department : STATE UNIVERSITIES AND COLLEGES
Agency : UNIVERSITY OF RIZAL SYSTEM
Operating Unit :
Organization Code (UACS) : 08-042-00-00000
Funding Source Code (as clustered): FUND 101
(e.g. Old Fund Code: 101,102, 151)


PARTICULARS	CURRENT YEAR BUDGET					PRIOR YEAR'S BUDGET											SUB-TOTAL	TRUST LIABILITIES				GRAND TOTAL					Remarks
	PS	MOOE	Fin. Exp	CO	TOTAL	PRIOR YEAR'S ACCOUNTS PAYABLE					PRIOR YEAR'S ACCOUNTS PAYABLE							PS	MOOE	CO	TOTAL	PS	MOOE	Fin. Exp	CO	TOTAL	
						PS	MOOE	Fin. Exp	CO	Sub-Total	PS	MOOE	Fin. Exp	CO	Sub-Total	TOTAL											
1	2	3	4	5	6= (2+ 3+4+5)	7	8	9	10	11= (7+ 8+9+10)	12	13	14	15	16= (12+ 13+14+15)	17=(11+16)	18=(6+17)	19	20	21	22=(19+20+21)	23	24	25	26	27=(23+24+25+ 26)	28
Notice of Cash Allocation (NCA) MDS Checks Issued Advice to Debit Account	2,811,996.74	5,040,257.38			7,852,254.12										-	-		5,221,115.36			5,221,115.36	8,033,112.10	5,040,257.38 0.00	0.00		13,073,369.48 0.00	NCA intended for ESGP-PA is not yet utilized because official list of grantees is not yet available.
Working Fund (NCA issued to BTr) Tax Remittance Advices Issued (TRA)	2,050,694.20	271,502.80			2,322,197.00										-	-					2,050,694.20	271,502.80			2,322,197.00		
Cash Disbursement Ceiling (CDC) Non-Cash Availment Authority (NCAA) Others (CDT, BTr Docs Stamp, etc.)																											
TOTAL	4,862,690.94	5,311,760.18	-	-	10,174,451.12	-	-	-	-	-	-	-	-	-	-	-	-	5,221,115.36	-	-	5,221,115.36	10,083,806.30	5,311,760.18	-	-	15,395,566.48	

SUMMARY:

	Previous Report (June)	This month (July)
Total Disbursement Authorities Received		
NCA	21,555,000.00	29,736,000.00
Working Fund	-	-
TRA	2,138,586.51	2,322,197.00
CDC	-	-
NCAA	-	-
Less: Notice of Transfer Allocations (NTA)* issued	-	-
Total Disbursements Authorities Available	23,693,586.51	32,058,197.00
Less: Lapsed NCA	34,965.42	-
Disbursements *	36,041,435.03	15,395,566.48
Balance of Disbursements Authorities as of to date	(12,382,813.94)	16,662,630.52

	Previous Report (June)	This month (July)
Total Disbursements Program	23,693,586.51	32,058,197.00
Less: * Actual Disbursements	36,041,435.03	15,395,566.48
(Over)/Under spent	(12,347,848.52)	16,662,630.52


Certified Correct:


CLARISSA N. MARINO
University Accountant
Date:

Approved By:

MARITA R. CANAPI, Ed.D.
University President
Date:

For the President:


RONNIE N. PARICA, DPA
Vice President for Administration and Finance
Date:

MONTHLY REPORT OF DISBURSEMENTS
For the month of AUGUST, 2014

Department : STATE UNIVERSITIES AND COLLEGES
Agency : UNIVERSITY OF RIZAL SYSTEM
Operating Unit :
Organization Code (UACS) : 08-042-00-00000
Funding Source Code (as clustered): FUND 101
(e.g. Old Fund Code: 101,102, 151)


PARTICULARS	CURRENT YEAR BUDGET					PRIOR YEAR'S BUDGET											SUB-TOTAL	TRUST LIABILITIES				GRAND TOTAL					Remarks
	PS	MOOE	Fin. Exp	CO	TOTAL	R YEAR'S ACCOUNTS PAY					R YEAR'S ACCOUNTS PAY							PS	MOO	CO	TOTAL	PS	MOOE	Fin. Exp	CO	TOTAL	
						PS	MOO	Fin. Exp	CO	Sub-To	PS	MOO	Fin. Exp	CO	Sub-Total	TOTAL											
1	2	3	4	5	6= (2+ 3+4+5)	7	8	9	10	11= (7+ 8+9+)	12	13	14	15	16= (12+ 13+14+15)	17=(11+16)	18=(6+17)	19	20	21	22=(19+20+21)	23	24	25	26	27=(23+24+25+ 26)	28
Notice of Cash Allocation (NCA) MDS Checks Issued Advice to Debit Account Working Fund (NCA issued to BTr) Tax Remittance Advices Issued (TRA) Cash Disbursement Ceiling (CDC) Non-Cash Availment Authority (NCAA) Others (CDT, BTr Docs Stamp, etc.) TOTAL	10,746,728.94	5,503,430.88			16,250,159.82										-	-		7,318,266.76			7,318,266.76	18,064,995.70	5,503,430.88 0.00	0.00		23,568,426.58 0.00	
	2,034,221.88	145,400.22			2,179,622.10										-	-					2,034,221.88	145,400.22			2,179,622.10		
	12,780,950.82	5,648,831.10	-	-	18,429,781.92	-	-	-	-	-	-	-	-	-	-	-	-	7,318,266.76	-	-	7,318,266.76	20,099,217.58	5,648,831.10	-	-	25,748,048.68	

SUMMARY:

	<u>Previous Report (July)</u>	<u>This month (August)</u>
Total Disbursement Authorities Received		
NCA	29,736,000.00	21,555,000.00
Working Fund	-	-
TRA	2,322,197.00	2,179,622.10
CDC	-	-
NCAA	-	-
Less: Notice of Transfer Allocations (NTA)* issued	-	-
Total Disbursements Authorities Available	32,058,197.00	23,734,622.10
Less: Lapsed NCA	-	-
Disbursements *	15,395,566.48	25,748,048.68
Balance of Disbursements Authorities as of to date	16,662,630.52	(2,013,426.58)

	<u>Previous Report (July)</u>	<u>This month (August)</u>
Total Disbursements Program	32,058,197.00	23,734,622.10
Less: * Actual Disbursements	15,395,566.48	25,748,048.68
(Over)/Under spent	<u>16,662,630.52</u>	<u>(2,013,426.58)</u>

Certified Correct:


CLARISSA N. MARINO
University Accountant
Date:

Approved By:

MARITA R. CANAPI, Ed.D.
University President
Date:

For the President:


RONNIE N. PARICA, DPA
Vice President for Administration and Finance
Date:

MONTHLY REPORT OF DISBURSEMENTS

For the month of SEPTEMBER, 2014

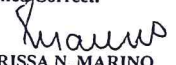
Department : STATE UNIVERSITIES AND COLLEGES
 Agency : UNIVERSITY OF RIZAL SYSTEM
 Operating Unit :
 Organization Code (UACS) : 08-042-00-00000
 Funding Source Code (as clustered): FUND 101
 (e.g. Old Fund Code: 101,102, 151)

PARTICULARS	CURRENT YEAR BUDGET					PRIOR YEAR'S BUDGET										SUB-TOTAL	TRUST LIABILITIES				GRAND TOTAL					Remarks	
	PS	MOOE	Fin. Exp	CO	TOTAL	PRIOR YEAR'S ACCOUNTS PAYABLE					PRIOR YEAR'S ACCOUNTS PAYABLE						PS	MOOE	CO	TOTAL	PS	MOOE	Fin. Exp	CO	TOTAL		
						PS	MOOE	Fin. Exp	CO	Sub-Total	PS	MOOE	Fin. Exp	CO	Sub-Total												TOTAL
1	2	3	4	5	6= (2+ 3+4+5)	7	8	9	10	11= (7+ 8+9+)	12	13	14	15	16= (12+ 13+14+15)	17=(11+12+13+14+15)	18=(6+17)	19	20	21	22=(19+20+21)	23	24	25	26	27=(23+24+25+ 26)	28
Notice of Cash Allocation (NCA)	25,472,709.36	8,709,052.01			34,181,761.37										-	-		7,005,044.07			7,005,044.07	32,477,753.43	8,709,052.01	0.00		41,186,805.44	Unused balance of the NCA released for the month of July was utilized for the acquisition of supplies for use in the operation of the ten campuses just in time for the opening of the school year resulting to overspending in the current month. Also, scholarship assistance of ESGP-PA grantees were processed in this month.
MDS Checks Issued															-	-						0.00			0.00		
Advice to Debit Account															-	-											
Working Fund (NCA issued to BTr)															-	-											
Tax Remittance Advices Issued (TRA)	3,162,886.23	170,577.55			3,333,463.78										-	-					3,162,886.23	170,577.55				3,333,463.78	
Cash Disbursement Ceiling (CDC)																											
Non-Cash Availment Authority (NCAA)																											
Others (CDT, BTr Docs Stamp, etc.)																											
TOTAL	28,635,595.59	8,879,629.56	-	-	37,515,225.15	-	-	-	-	-	-	-	-	-	-	-	-	7,005,044.07	-	-	7,005,044.07	35,640,639.66	8,879,629.56	-	-	44,520,269.22	

	Previous Report (August)	This month (September)
Total Disbursement Authorities Received		
NCA	21,555,000.00	28,850,500.00
Working Fund	-	
TRA	2,179,622.10	3,333,463.78
CDC	-	
NCAA	-	
Less: Notice of Transfer Allocations (NTA)* issued	-	
Total Disbursements Authorities Available	23,734,622.10	32,183,963.78
Less: Lapsed NCA	-	2,312,898.50
Disbursements *	25,748,048.68	44,520,269.22
Balance of Disbursements Authorities as of to date	(2,013,426.58)	(14,649,203.94)

	Previous Report (August)	This month (September)
Total Disbursements Program	23,734,622.10	32,183,963.78
Less: * Actual Disbursements	25,748,048.68	44,520,269.22
(Over)/Under spent	(2,013,426.58)	(12,336,305.44)

Certified Correct:


 CLARISSA N. MARINO
 University Accountant
 Date:

Approved By:

MARITA R. CANAPI, Ed.D.
 University President
 Date:

For the President:

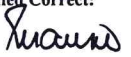


 RONNIE N. PARICA, DPA
 Vice President for Administration and Finance
 Date:

MONTHLY REPORT OF DISBURSEMENTS

For the month of OCTOBER, 2014

Department : STATE UNIVERSITIES AND COLLEGES
Agency : UNIVERSITY OF RIZAL SYSTEM
Operating Unit :
Organization Code (UACS) : 08-042-00-00000
Funding Source Code (as clustered): FUND 101
(e.g. Old Fund Code: 101,102, 151)

PARTICULARS	CURRENT YEAR BUDGET					PRIOR YEAR'S BUDGET										SUB-TOTAL	TRUST LIABILITIES				GRAND TOTAL					Remarks	
	PS	MOOE	Fin. Exp	CO	TOTAL	PRIOR YEAR'S ACCOUNTS PAYABLE					PRIOR YEAR'S ACCOUNTS PAYABLE						TOTAL	PS	MOOE	CO	TOTAL	PS	MOOE	Fin. Exp	CO		TOTAL
						PS	MOOE	Fin. Exp	CO	Sub-Total	PS	MOOE	Fin. Exp	CO	Sub-Total												
1	2	3	4	5	6= (2+ 3+4+5)	7	8	9	10	11= (7+ 8+9+)	12	13	14	15	16= (12+ 13+14+15)	17=(11+16)	18=(6+17)	19	20	21	22=(19+20+21)	23	24	25	26	27=(23+24+25+ 26)	28
Notice of Cash Allocation (NCA)	3,248,209.47	2,997,970.40			6,246,179.87													7,419,039.72			7,419,039.72	10,667,249.19	2,997,970.40	0.00		13,665,219.59	NCA intended for ESGP-PA is not yet utilized because official list of grantees is not yet available.
MDS Checks Issued																									0.00	0.00	
Advice to Debit Account															-	-											
Working Fund (NCA issued to BTr)																											
Tax Remittance Advices Issued (TRA)	2,048,298.10	97,596.38			2,145,894.48																2,048,298.10	97,596.38				2,145,894.48	
Cash Disbursement Ceiling (CDC)																											
Non-Cash Availment Authority (NCAA)																											
Others (CDT, BTr Docs Stamp, etc.)																											
TOTAL	5,296,507.57	3,095,566.78	-	-	8,392,074.35	-	-	-	-	-	-	-	-	-	-	-	-	7,419,039.72	-	-	7,419,039.72	12,715,547.29	3,095,566.78	-	-	15,811,114.07	

	Previous Report (August)	This month (September)		Previous Report (August)	This month (September)
Total Disbursement Authorities Received			Total Disbursements Program	32,183,963.78	31,881,894.48
NCA	28,850,500.00	29,736,000.00	Less: * Actual Disbursements	44,520,269.22	15,811,114.07
Working Fund	-		(Over)/Under spent	(12,336,305.44)	16,070,780.41
TRA	3,333,463.78	2,145,894.48			
CDC	-				
NCAA	-				
Less: Notice of Transfer Allocations (NTA)* issued	-				
Total Disbursements Authorities Available	32,183,963.78	31,881,894.48			
Less: Lapsed NCA	2,312,898.50				
Disbursements *	44,520,269.22	15,811,114.07			
Balance of Disbursements Authorities as of to date	(14,649,203.94)	16,070,780.41			
Certified Correct:			Approved By:		
					
CLARISSA N. MARINO			MARITA R. CANAPI, Ed.D.		
University Accountant			University President		
Date:			Date:		

MONTHLY REPORT OF DISBURSEMENTS

For the month of NOVEMBER, 2014

Department : STATE UNIVERSITIES AND COLLEGES
 Agency : UNIVERSITY OF RIZAL SYSTEM
 Operating Unit :
 Organization Code (UACS) : 08-042-00-00000
 Funding Source Code (as clustered): FUND 101
 (e.g. Old Fund Code: 101,102, 151)

PARTICULARS	CURRENT YEAR BUDGET					PRIOR YEAR'S BUDGET										SUB-TOTAL	TRUST LIABILITIES				GRAND TOTAL					Remarks		
	PS	MOOE	Fin. Exp	CO	TOTAL	PRIOR YEAR'S ACCOUNTS PAYABLE					PRIOR YEAR'S ACCOUNTS PAYABLE						PS	MOOE	CO	TOTAL	PS	MOOE	Fin. Exp	CO	TOTAL			
						PS	MOOE	Fin. Exp	CO	Sub-Total	PS	MOOE	Fin. Exp	CO	Sub-Total												TOTAL	
1	2	3	4	5	6=(2+3+4+5)	7	8	9	10	11=(7+8+9+)	12	13	14	15	16=(12+13+14+15)	17=(11+16)	18=(6+17)	19	20	21	22=(19+20+21)	23	24	25	26	27=(23+24+25+26)	28	
Notice of Cash Allocation (NCA) MDS Checks Issued Advice to Debit Account Working Fund (NCA issued to BTr) Tax Remittance Advices Issued (TRA) Cash Disbursement Ceiling (CDC) Non-Cash Availment Authority (NCAA) Others (CDT, BTr Docs Stamp, etc.) TOTAL	16,919,705.71	2,941,679.99			19,861,385.70										-	-		7,226,310.46			7,226,310.46	24,146,016.17	2,941,679.99 0.00	0.00		27,087,696.16 0.00		
	1,630,280.97	100,777.73			1,731,058.70										-	-					1,630,280.97	100,777.73				1,731,058.70		
	18,549,986.68	3,042,457.72	-	-	21,592,444.40	-	-	-	-	-	-	-	-	-	-	-	-	7,226,310.46	-	-	7,226,310.46	25,776,297.14	3,042,457.72	-	-		28,818,754.86	

	Previous Report (October)	This month (November)
Total Disbursement Authorities Received		
NCA	29,736,000.00	34,082,573.00
Working Fund		
TRA	2,145,894.48	1,731,058.70
CDC		
NCAA		
Less: Notice of Transfer Allocations (NTA)* issued		
Total Disbursements Authorities Available	31,881,894.48	35,813,631.70
Less: Lapsed NCA		
Disbursements *	3,042,457.72	28,818,754.86
Balance of Disbursements Authorities as of to date	28,839,436.76	6,994,876.84

	Previous Report (October)	This month (November)
Total Disbursements Program	31,881,894.48	35,813,631.70
Less: * Actual Disbursements	3,042,457.72	28,818,754.86
(Over)/Under spent	28,839,436.76	6,994,876.84

Certified Correct:

Clarissa N. Marino
 CLARISSA N. MARINO
 University Accountant
 Date:

Approved By:

Marita R. Canapi
 MARITA R. CANAPI, Ed.D.
 University President
 Date:

MONTHLY REPORT OF DISBURSEMENTS

For the month of DECEMBER, 2014

Department : STATE UNIVERSITIES AND COLLEGES
 Agency : UNIVERSITY OF RIZAL SYSTEM
 Operating Unit :
 Organization Code (UACS) : 08-042-00-00000
 Funding Source Code (as clustered): FUND 101
 (e.g. Old Fund Code: 101,102, 151)

PARTICULARS	CURRENT YEAR BUDGET					PRIOR YEAR'S BUDGET												SUB-TOTAL	TRUST LIABILITIES				GRAND TOTAL					Remarks
	PS	MOOE	Fin. Exp	CO	TOTAL	PRIOR YEAR'S ACCOUNTS PAYABLE					PRIOR YEAR'S ACCOUNTS PAYABLE					TOTAL	PS		MOOE	CO	TOTAL	PS	MOOE	Fin. Exp	CO	TOTAL		
						PS	MOOE	Fin. Exp	CO	Sub-Total	PS	MOOE	Fin. Exp	CO	Sub-Total													
1	2	3	4	5	6= (2+ 3+4+5)	7	8	9	10	11= (7+ 8+9+)	12	13	14	15	16= (12+ 13+14+)	17=(11+12+13+14+15+16+)	18=(6+17)	19	20	21	22=(19+20+21)	23	24	25	26	27=(23+24+ 25+26)	28	
Notice of Cash Allocation (NCA)																												
MDS Checks Issued	16,346,167.99	5,568,659.48		3,034,791.97	24,949,619.44													7,918,774.99			7,918,774.99	24,264,942.98	5,568,659.48	0.00	3,034,791.97	32,868,394.43		
Advice to Debit Account															-	-							0.00			0.00		
Working Fund (NCA issued to BTr)																												
Tax Remittance Advices Issued (TRA)	1,514,640.75	56,399.39		171,780.67	1,742,820.81										-	-					1,514,640.75	56,399.39			171,780.67	1,742,820.81		
Cash Disbursement Ceiling (CDC)																												
Non-Cash Availment Authority (NCAA)																												
Others (CDT, BTr Docs Stamp, etc.)																												
TOTAL	17,860,808.74	5,625,058.87	-	3,206,572.64	26,692,440.25	-	-	-	-	-	-	-	-	-	-	-	-	7,918,774.99	-	-	7,918,774.99	25,779,583.73	5,625,058.87	-	3,206,572.64	34,611,215.24		

	Previous Report (November)	This month (December)		Previous Report (November)	This month (December)
Total Disbursement Authorities Received			Total Disbursements Program	35,813,631.70	26,534,820.81
NCA	34,082,573.00	24,792,000.00	Less: * Actual Disbursements	5,625,058.87	34,611,215.24
Working Fund			(Over)/Under spent	30,188,572.83	(8,076,394.43)
TRA	1,731,058.70	1,742,820.81			
CDC					
NCAA					
Less: Notice of Transfer Allocations (NTA)* issued					
Total Disbursements Authorities Available	35,813,631.70	26,534,820.81			
Less: Lapsed NCA					
Disbursements *	5,625,058.87	34,611,215.24			
Balance of Disbursements Authorities as of to date	30,188,572.83	(8,076,394.43)			

Certified Correct:

CLARISSA N. MARINO

University Accountant

Date:

Approved By:

MARITA R. CANAPI, Ed.D.

University President

Date: