

SUMMARY OF APPROVED BUDGET, UTILIZATIONS, DISBURSEMENTS AND BALANCES BY OBJECT OF EXPENDITURES
(For Off-Budgetary Funds)
As at the Quarter Ending March 31, 2021

Department : State Universities and Colleges (SUCs)
 Agency/Entity : University of Rizal System
 Operating Unit : < not applicable >
 Organization Code (UACS) : 08 042 0000000
 Fund Cluster : 05 Internally Generated Funds

(e.g. UACS Fund Cluster: 05-Internally Generated Funds and 06-Business Related Funds)

Particulars	UACS CODE	Approved Budget			Utilizations					Disbursements				Balances			
		Approved Budgeted Revenue	Adjustments (Reductions, Modifications)	Adjusted Budgeted Revenue	1st Quarter Ending March 31	2nd Quarter Ending June 30	3rd Quarter Ending Sept. 30	4th Quarter Ending Dec. 31	Total	1st Quarter Ending March 31	2nd Quarter Ending June 30	3rd Quarter Ending Sept. 30	4th Quarter Ending Dec. 31	TOTAL	Unutilized Budget	Unpaid Obligations	
																Due and Demandable	Not Yet Due and Demandable
1	2	3	4	5=[(3)+(-)4]	6	7	8	9	10=(6+7+8+9)	11	12	13	14	15=(11+12+13+14)	16=(5-10)	17	18
SUMMARY																	
A. AGENCY SPECIFIC BUDGET																	
Personnel Services		95,726,552.00	0.00	95,726,552.00	12,156,111.33	0.00	0.00	0.00	12,156,111.33	12,156,111.33	0.00	0.00	0.00	12,156,111.33	83,570,440.67	0.00	0.00
Salaries and Wages	5010100000	39,947,112.00	0.00	39,947,112.00	7,964,682.39	0.00	0.00	0.00	7,964,682.39	7,964,682.39	0.00	0.00	0.00	7,964,682.39	31,982,429.61	0.00	0.00
Salaries and Wages - Casual/Contractual	5010102000	39,947,112.00	0.00	39,947,112.00	7,964,682.39	0.00	0.00	0.00	7,964,682.39	7,964,682.39	0.00	0.00	0.00	7,964,682.39	31,982,429.61	0.00	0.00
Salaries and Wages - Casual/Contractual	5010102000	39,947,112.00	0.00	39,947,112.00	7,964,682.39	0.00	0.00	0.00	7,964,682.39	7,964,682.39	0.00	0.00	0.00	7,964,682.39	31,982,429.61	0.00	0.00
Other Compensation	5010200000	49,473,251.00	0.00	49,473,251.00	2,976,700.90	0.00	0.00	0.00	2,976,700.90	2,976,700.90	0.00	0.00	0.00	2,976,700.90	46,496,550.10	0.00	0.00
Personal Economic Relief Allowance (PERA)	5010201000	5,496,000.00	0.00	5,496,000.00	1,088,451.59	0.00	0.00	0.00	1,088,451.59	1,088,451.59	0.00	0.00	0.00	1,088,451.59	4,407,548.41	0.00	0.00
PERA - Civilian	5010201001	5,496,000.00	0.00	5,496,000.00	1,088,451.59	0.00	0.00	0.00	1,088,451.59	1,088,451.59	0.00	0.00	0.00	1,088,451.59	4,407,548.41	0.00	0.00
Clothing/Uniform Allowance	5010204000	1,374,000.00	0.00	1,374,000.00	0.00	0.00	0.00	0.00	0.00	0.00	0.00	0.00	0.00	0.00	1,374,000.00	0.00	0.00
Clothing/Uniform Allowance - Civilian	5010204001	1,374,000.00	0.00	1,374,000.00	0.00	0.00	0.00	0.00	0.00	0.00	0.00	0.00	0.00	0.00	1,374,000.00	0.00	0.00
Honoraria	5010210000	32,314,472.00	0.00	32,314,472.00	1,635,431.20	0.00	0.00	0.00	1,635,431.20	1,635,431.20	0.00	0.00	0.00	1,635,431.20	30,679,040.80	0.00	0.00
Honoraria - Civilian	5010210001	32,314,472.00	0.00	32,314,472.00	1,635,431.20	0.00	0.00	0.00	1,635,431.20	1,635,431.20	0.00	0.00	0.00	1,635,431.20	30,679,040.80	0.00	0.00
Overtime and Night Pay	5010213000	1,341,027.00	0.00	1,341,027.00	252,818.11	0.00	0.00	0.00	252,818.11	252,818.11	0.00	0.00	0.00	252,818.11	1,088,208.89	0.00	0.00
Overtime Pay	5010213001	1,341,027.00	0.00	1,341,027.00	252,818.11	0.00	0.00	0.00	252,818.11	252,818.11	0.00	0.00	0.00	252,818.11	1,088,208.89	0.00	0.00
Year End Bonus	5010214000	3,328,876.00	0.00	3,328,876.00	0.00	0.00	0.00	0.00	0.00	0.00	0.00	0.00	0.00	0.00	3,328,876.00	0.00	0.00
Bonus - Civilian	5010214001	3,328,876.00	0.00	3,328,876.00	0.00	0.00	0.00	0.00	0.00	0.00	0.00	0.00	0.00	0.00	3,328,876.00	0.00	0.00
Cash Gift	5010215000	1,145,000.00	0.00	1,145,000.00	0.00	0.00	0.00	0.00	0.00	0.00	0.00	0.00	0.00	0.00	1,145,000.00	0.00	0.00
Cash Gift - Civilian	5010215001	1,145,000.00	0.00	1,145,000.00	0.00	0.00	0.00	0.00	0.00	0.00	0.00	0.00	0.00	0.00	1,145,000.00	0.00	0.00
Other Bonuses and Allowances	5010299000	4,473,876.00	0.00	4,473,876.00	0.00	0.00	0.00	0.00	0.00	0.00	0.00	0.00	0.00	0.00	4,473,876.00	0.00	0.00
Productivity Enhancement Incentive - Civilian	5010299012	1,145,000.00	0.00	1,145,000.00	0.00	0.00	0.00	0.00	0.00	0.00	0.00	0.00	0.00	0.00	1,145,000.00	0.00	0.00
Mid-Year Bonus - Civilian	5010299036	3,328,876.00	0.00	3,328,876.00	0.00	0.00	0.00	0.00	0.00	0.00	0.00	0.00	0.00	0.00	3,328,876.00	0.00	0.00
Personnel Benefit Contributions	5010300000	6,077,189.00	0.00	6,077,189.00	1,214,728.04	0.00	0.00	0.00	1,214,728.04	1,214,728.04	0.00	0.00	0.00	1,214,728.04	4,862,460.96	0.00	0.00
Retirement and Life Insurance Premiums	5010301000	4,843,437.00	0.00	4,843,437.00	973,244.76	0.00	0.00	0.00	973,244.76	973,244.76	0.00	0.00	0.00	973,244.76	3,870,192.24	0.00	0.00
Retirement and Life Insurance Premiums	5010301000	4,843,437.00	0.00	4,843,437.00	973,244.76	0.00	0.00	0.00	973,244.76	973,244.76	0.00	0.00	0.00	973,244.76	3,870,192.24	0.00	0.00
Pag-IBIG Contributions	5010302000	274,800.00	0.00	274,800.00	58,100.00	0.00	0.00	0.00	58,100.00	58,100.00	0.00	0.00	0.00	58,100.00	216,700.00	0.00	0.00

Department : State Universities and Colleges (SUCs)
 Agency/Entity : University of Rizal System
 Operating Unit : < not applicable >
 Organization Code (UACS) : 08 042 0000000
 Fund Cluster : 05 Internally Generated Funds

(e.g. UACS Fund Cluster: 05-Internally Generated Funds and 06-Business Related Funds)

Particulars	UACS CODE	Approved Budget			Utilizations					Disbursements				Balances			
		Approved Budgeted Revenue	Adjustments (Reductions, Modifications)	Adjusted Budgeted Revenue	1st Quarter Ending March 31	2nd Quarter Ending June 30	3rd Quarter Ending Sept. 30	4th Quarter Ending Dec. 31	Total	1st Quarter Ending March 31	2nd Quarter Ending June 30	3rd Quarter Ending Sept. 30	4th Quarter Ending Dec. 31	TOTAL	Unutilized Budget	Unpaid Obligations	
																Due and Demandable	Not Yet Due and Demandable
1	2	3	4	5=[(3+(-)4)]	6	7	8	9	10=(6+7+8+9)	11	12	13	14	15=(11+12+13+14)	16=(5-10)	17	18
SUMMARY																	
A. AGENCY SPECIFIC BUDGET																	
Pag-IBIG - Civilian	5010302001	274,800.00	0.00	274,800.00	58,100.00	0.00	0.00	0.00	58,100.00	58,100.00	0.00	0.00	0.00	58,100.00	216,700.00	0.00	0.00
PhilHealth Contributions	5010303000	684,152.00	0.00	684,152.00	122,383.28	0.00	0.00	0.00	122,383.28	122,383.28	0.00	0.00	0.00	122,383.28	561,768.72	0.00	0.00
PhilHealth - Civilian	5010303001	684,152.00	0.00	684,152.00	122,383.28	0.00	0.00	0.00	122,383.28	122,383.28	0.00	0.00	0.00	122,383.28	561,768.72	0.00	0.00
Employees Compensation Insurance Premiums (ECIP)	5010304000	274,800.00	0.00	274,800.00	61,000.00	0.00	0.00	0.00	61,000.00	61,000.00	0.00	0.00	0.00	61,000.00	213,800.00	0.00	0.00
ECIP - Civilian	5010304001	274,800.00	0.00	274,800.00	61,000.00	0.00	0.00	0.00	61,000.00	61,000.00	0.00	0.00	0.00	61,000.00	213,800.00	0.00	0.00
Other Personnel Benefits	5010400000	229,000.00	0.00	229,000.00	0.00	0.00	0.00	0.00	0.00	0.00	0.00	0.00	0.00	0.00	229,000.00	0.00	0.00
Other Personnel Benefits	5010499000	229,000.00	0.00	229,000.00	0.00	0.00	0.00	0.00	0.00	0.00	0.00	0.00	0.00	0.00	229,000.00	0.00	0.00
Other Personnel Benefits	5010499099	229,000.00	0.00	229,000.00	0.00	0.00	0.00	0.00	0.00	0.00	0.00	0.00	0.00	0.00	229,000.00	0.00	0.00
Maintenance and Other Operating Expenses		53,200,331.00	0.00	53,200,331.00	672,803.61	0.00	0.00	0.00	672,803.61	672,803.61	0.00	0.00	0.00	672,803.61	52,527,527.39	0.00	0.00
Traveling Expenses	5020100000	2,132,000.00	0.00	2,132,000.00	0.00	0.00	0.00	0.00	0.00	0.00	0.00	0.00	0.00	0.00	2,132,000.00	0.00	0.00
Traveling Expenses - Local	5020101000	1,732,000.00	0.00	1,732,000.00	0.00	0.00	0.00	0.00	0.00	0.00	0.00	0.00	0.00	0.00	1,732,000.00	0.00	0.00
Traveling Expenses - Local	5020101000	1,732,000.00	0.00	1,732,000.00	0.00	0.00	0.00	0.00	0.00	0.00	0.00	0.00	0.00	0.00	1,732,000.00	0.00	0.00
Traveling Expenses - Foreign	5020102000	400,000.00	0.00	400,000.00	0.00	0.00	0.00	0.00	0.00	0.00	0.00	0.00	0.00	0.00	400,000.00	0.00	0.00
Traveling Expenses - Foreign	5020102000	400,000.00	0.00	400,000.00	0.00	0.00	0.00	0.00	0.00	0.00	0.00	0.00	0.00	0.00	400,000.00	0.00	0.00
Training and Scholarship Expenses	5020200000	2,235,000.00	0.00	2,235,000.00	0.00	0.00	0.00	0.00	0.00	0.00	0.00	0.00	0.00	0.00	2,235,000.00	0.00	0.00
Training Expenses	5020201000	1,875,000.00	0.00	1,875,000.00	0.00	0.00	0.00	0.00	0.00	0.00	0.00	0.00	0.00	0.00	1,875,000.00	0.00	0.00
Training Expenses	5020201002	1,875,000.00	0.00	1,875,000.00	0.00	0.00	0.00	0.00	0.00	0.00	0.00	0.00	0.00	0.00	1,875,000.00	0.00	0.00
Scholarship Grants/Expenses	5020202000	360,000.00	0.00	360,000.00	0.00	0.00	0.00	0.00	0.00	0.00	0.00	0.00	0.00	0.00	360,000.00	0.00	0.00
Scholarship Grants/Expenses	5020202000	360,000.00	0.00	360,000.00	0.00	0.00	0.00	0.00	0.00	0.00	0.00	0.00	0.00	0.00	360,000.00	0.00	0.00
Supplies and Materials Expenses	5020300000	9,555,511.00	0.00	9,555,511.00	13,995.00	0.00	0.00	0.00	13,995.00	13,995.00	0.00	0.00	0.00	13,995.00	9,541,516.00	0.00	0.00
Office Supplies Expenses	5020301000	2,889,862.00	0.00	2,889,862.00	0.00	0.00	0.00	0.00	0.00	0.00	0.00	0.00	0.00	0.00	2,889,862.00	0.00	0.00
Office Supplies Expenses	5020301002	2,889,862.00	0.00	2,889,862.00	0.00	0.00	0.00	0.00	0.00	0.00	0.00	0.00	0.00	0.00	2,889,862.00	0.00	0.00
Drugs and Medicines Expenses	5020307000	1,209,600.00	0.00	1,209,600.00	0.00	0.00	0.00	0.00	0.00	0.00	0.00	0.00	0.00	0.00	1,209,600.00	0.00	0.00
Drugs and Medicines Expenses	5020307000	1,209,600.00	0.00	1,209,600.00	0.00	0.00	0.00	0.00	0.00	0.00	0.00	0.00	0.00	0.00	1,209,600.00	0.00	0.00
Medical, Dental and Laboratory Supplies Expenses	5020308000	630,000.00	0.00	630,000.00	0.00	0.00	0.00	0.00	0.00	0.00	0.00	0.00	0.00	0.00	630,000.00	0.00	0.00
Medical, Dental and Laboratory Supplies Expenses	5020308000	630,000.00	0.00	630,000.00	0.00	0.00	0.00	0.00	0.00	0.00	0.00	0.00	0.00	0.00	630,000.00	0.00	0.00
Fuel, Oil and Lubricants Expenses	5020309000	307,955.00	0.00	307,955.00	800.00	0.00	0.00	0.00	800.00	800.00	0.00	0.00	0.00	800.00	307,155.00	0.00	0.00
Fuel, Oil and Lubricants Expenses	5020309000	307,955.00	0.00	307,955.00	800.00	0.00	0.00	0.00	800.00	800.00	0.00	0.00	0.00	800.00	307,155.00	0.00	0.00
Agricultural and Marine Supplies Expenses	5020310000	505,141.00	0.00	505,141.00	10,560.00	0.00	0.00	0.00	10,560.00	10,560.00	0.00	0.00	0.00	10,560.00	494,581.00	0.00	0.00
Agricultural and Marine Supplies Expenses	5020310000	505,141.00	0.00	505,141.00	10,560.00	0.00	0.00	0.00	10,560.00	10,560.00	0.00	0.00	0.00	10,560.00	494,581.00	0.00	0.00

This report was generated using the Unified Reporting System on 25/04/2021 13:16 version.FAR2a 1.1 ; Status : SUBMITTED

Department : State Universities and Colleges (SUCs)
 Agency/Entity : University of Rizal System
 Operating Unit : < not applicable >
 Organization Code (UACS) : 08 042 000000
 Fund Cluster : 05 Internally Generated Funds

(e.g. UACS Fund Cluster: 05-Internally Generated Funds and 06-Business Related Funds)

Particulars	UACS CODE	Approved Budget			Utilizations					Disbursements				Balances			
		Approved Budgeted Revenue	Adjustments (Reductions, Modifications/)	Adjusted Budgeted Revenue	1st Quarter Ending March 31	2nd Quarter Ending June 30	3rd Quarter Ending Sept. 30	4th Quarter Ending Dec. 31	Total	1st Quarter Ending March 31	2nd Quarter Ending June 30	3rd Quarter Ending Sept. 30	4th Quarter Ending Dec. 31	TOTAL	Unutilized Budget	Unpaid Obligations	
																Due and Demandable	Not Yet Due and Demandable
1	2	3	4	5=[(3+(-)4)]	6	7	8	9	10=(6+7+8+9)	11	12	13	14	15=(11+12+13+14)	16=(5-10)	17	18
SUMMARY																	
A. AGENCY SPECIFIC BUDGET																	
Textbooks and Instructional Materials Expenses	5020311000	1,898,359.00	0.00	1,898,359.00	0.00	0.00	0.00	0.00	0.00	0.00	0.00	0.00	0.00	0.00	1,898,359.00	0.00	0.00
Textbooks and Instructional Materials Expenses	5020311001	1,898,359.00	0.00	1,898,359.00	0.00	0.00	0.00	0.00	0.00	0.00	0.00	0.00	0.00	0.00	1,898,359.00	0.00	0.00
Other Supplies and Materials Expenses	5020399000	2,114,594.00	0.00	2,114,594.00	2,635.00	0.00	0.00	0.00	2,635.00	2,635.00	0.00	0.00	0.00	2,635.00	2,111,959.00	0.00	0.00
Other Supplies and Materials Expenses	5020399000	2,114,594.00	0.00	2,114,594.00	2,635.00	0.00	0.00	0.00	2,635.00	2,635.00	0.00	0.00	0.00	2,635.00	2,111,959.00	0.00	0.00
Utility Expenses	5020400000	4,872,450.00	0.00	4,872,450.00	3,191.53	0.00	0.00	0.00	3,191.53	3,191.53	0.00	0.00	0.00	3,191.53	4,869,258.47	0.00	0.00
Water Expenses	5020401000	1,182,450.00	0.00	1,182,450.00	3,191.53	0.00	0.00	0.00	3,191.53	3,191.53	0.00	0.00	0.00	3,191.53	1,179,258.47	0.00	0.00
Water Expenses	5020401000	1,182,450.00	0.00	1,182,450.00	3,191.53	0.00	0.00	0.00	3,191.53	3,191.53	0.00	0.00	0.00	3,191.53	1,179,258.47	0.00	0.00
Electricity Expenses	5020402000	3,690,000.00	0.00	3,690,000.00	0.00	0.00	0.00	0.00	0.00	0.00	0.00	0.00	0.00	0.00	3,690,000.00	0.00	0.00
Electricity Expenses	5020402000	3,690,000.00	0.00	3,690,000.00	0.00	0.00	0.00	0.00	0.00	0.00	0.00	0.00	0.00	0.00	3,690,000.00	0.00	0.00
Communication Expenses	5020500000	3,634,700.00	0.00	3,634,700.00	0.00	0.00	0.00	0.00	0.00	0.00	0.00	0.00	0.00	0.00	3,634,700.00	0.00	0.00
Postage and Courier Services	5020501000	19,500.00	0.00	19,500.00	0.00	0.00	0.00	0.00	0.00	0.00	0.00	0.00	0.00	0.00	19,500.00	0.00	0.00
Postage and Courier Services	5020501000	19,500.00	0.00	19,500.00	0.00	0.00	0.00	0.00	0.00	0.00	0.00	0.00	0.00	0.00	19,500.00	0.00	0.00
Telephone Expenses	5020502000	657,400.00	0.00	657,400.00	0.00	0.00	0.00	0.00	0.00	0.00	0.00	0.00	0.00	0.00	657,400.00	0.00	0.00
Mobile	5020502001	281,400.00	0.00	281,400.00	0.00	0.00	0.00	0.00	0.00	0.00	0.00	0.00	0.00	0.00	281,400.00	0.00	0.00
Landline	5020502002	376,000.00	0.00	376,000.00	0.00	0.00	0.00	0.00	0.00	0.00	0.00	0.00	0.00	0.00	376,000.00	0.00	0.00
Internet Subscription Expenses	5020503000	2,417,800.00	0.00	2,417,800.00	0.00	0.00	0.00	0.00	0.00	0.00	0.00	0.00	0.00	0.00	2,417,800.00	0.00	0.00
Internet Subscription Expenses	5020503000	2,417,800.00	0.00	2,417,800.00	0.00	0.00	0.00	0.00	0.00	0.00	0.00	0.00	0.00	0.00	2,417,800.00	0.00	0.00
Cable Satellite Telegraph and Radio Expenses	5020504000	540,000.00	0.00	540,000.00	0.00	0.00	0.00	0.00	0.00	0.00	0.00	0.00	0.00	0.00	540,000.00	0.00	0.00
Cable Satellite Telegraph and Radio Expenses	5020504000	540,000.00	0.00	540,000.00	0.00	0.00	0.00	0.00	0.00	0.00	0.00	0.00	0.00	0.00	540,000.00	0.00	0.00
Awards/Rewards and Prizes	5020600000	2,412,000.00	0.00	2,412,000.00	10,000.00	0.00	0.00	0.00	10,000.00	10,000.00	0.00	0.00	0.00	10,000.00	2,402,000.00	0.00	0.00
Awards/Rewards Expenses	5020601000	2,335,000.00	0.00	2,335,000.00	10,000.00	0.00	0.00	0.00	10,000.00	10,000.00	0.00	0.00	0.00	10,000.00	2,325,000.00	0.00	0.00
Awards/Rewards Expenses	5020601001	2,335,000.00	0.00	2,335,000.00	10,000.00	0.00	0.00	0.00	10,000.00	10,000.00	0.00	0.00	0.00	10,000.00	2,325,000.00	0.00	0.00
Prizes	5020602000	77,000.00	0.00	77,000.00	0.00	0.00	0.00	0.00	0.00	0.00	0.00	0.00	0.00	0.00	77,000.00	0.00	0.00
Prizes	5020602000	77,000.00	0.00	77,000.00	0.00	0.00	0.00	0.00	0.00	0.00	0.00	0.00	0.00	0.00	77,000.00	0.00	0.00
Professional Services	5021100000	599,000.00	0.00	599,000.00	0.00	0.00	0.00	0.00	0.00	0.00	0.00	0.00	0.00	0.00	599,000.00	0.00	0.00
Other Professional Services	5021199000	599,000.00	0.00	599,000.00	0.00	0.00	0.00	0.00	0.00	0.00	0.00	0.00	0.00	0.00	599,000.00	0.00	0.00
Other Professional Services	5021199000	599,000.00	0.00	599,000.00	0.00	0.00	0.00	0.00	0.00	0.00	0.00	0.00	0.00	0.00	599,000.00	0.00	0.00
General Services	5021200000	8,812,649.00	0.00	8,812,649.00	361,792.30	0.00	0.00	0.00	361,792.30	361,792.30	0.00	0.00	0.00	361,792.30	8,450,856.70	0.00	0.00
Security Services	5021203000	8,213,449.00	0.00	8,213,449.00	361,792.30	0.00	0.00	0.00	361,792.30	361,792.30	0.00	0.00	0.00	361,792.30	7,851,656.70	0.00	0.00
Security Services	5021203000	8,213,449.00	0.00	8,213,449.00	361,792.30	0.00	0.00	0.00	361,792.30	361,792.30	0.00	0.00	0.00	361,792.30	7,851,656.70	0.00	0.00

Department : State Universities and Colleges (SUCs)
 Agency/Entity : University of Rizal System
 Operating Unit : < not applicable >
 Organization Code (UACS) : 08 042 0000900
 Fund Cluster : 05 Internally Generated Funds

(e.g. UACS Fund Cluster: 05-Internally Generated Funds and 06-Business Related Funds)

Particulars	UACS CODE	Approved Budget			Utilizations					Disbursements					Balances		
		Approved Budgeted Revenue	Adjustments (Reductions, Modifications)	Adjusted Budgeted Revenue	1st Quarter Ending March 31	2nd Quarter Ending June 30	3rd Quarter Ending Sept. 30	4th Quarter Ending Dec. 31	Total	1st Quarter Ending March 31	2nd Quarter Ending June 30	3rd Quarter Ending Sept. 30	4th Quarter Ending Dec. 31	TOTAL	Unused Budget	Unpaid Obligations	
																Due and Demandable	Not Yet Due and Demandable
1	2	3	4	5={3+(-)4}	6	7	8	9	10={6+7+8+9}	11	12	13	14	15={11+12+13+14}	16={5-10}	17	18
SUMMARY																	
A. AGENCY SPECIFIC BUDGET																	
Other General Services	5021299000	599,200.00	0.00	599,200.00	0.00	0.00	0.00	0.00	0.00	0.00	0.00	0.00	0.00	0.00	599,200.00	0.00	0.00
Other General Services	5021299099	599,200.00	0.00	599,200.00	0.00	0.00	0.00	0.00	0.00	0.00	0.00	0.00	0.00	0.00	599,200.00	0.00	0.00
Repairs and Maintenance	5021300000	5,248,005.00	0.00	5,248,005.00	2,515.00	0.00	0.00	0.00	2,515.00	2,515.00	0.00	0.00	0.00	2,515.00	5,245,490.00	0.00	0.00
Repairs and Maintenance - Buildings and Other Structures	5021304000	3,214,000.00	0.00	3,214,000.00	2,515.00	0.00	0.00	0.00	2,515.00	2,515.00	0.00	0.00	0.00	2,515.00	3,211,485.00	0.00	0.00
School Buildings	5021304002	1,901,000.00	0.00	1,901,000.00	2,515.00	0.00	0.00	0.00	2,515.00	2,515.00	0.00	0.00	0.00	2,515.00	1,898,485.00	0.00	0.00
Other Structures	5021304099	1,313,000.00	0.00	1,313,000.00	0.00	0.00	0.00	0.00	0.00	0.00	0.00	0.00	0.00	0.00	1,313,000.00	0.00	0.00
Repairs and Maintenance - Machinery and Equipment	5021305000	1,320,410.00	0.00	1,320,410.00	0.00	0.00	0.00	0.00	0.00	0.00	0.00	0.00	0.00	0.00	1,320,410.00	0.00	0.00
Office Equipment	5021305002	503,410.00	0.00	503,410.00	0.00	0.00	0.00	0.00	0.00	0.00	0.00	0.00	0.00	0.00	503,410.00	0.00	0.00
Information and Communication Technology Equipment	5021305003	282,000.00	0.00	282,000.00	0.00	0.00	0.00	0.00	0.00	0.00	0.00	0.00	0.00	0.00	282,000.00	0.00	0.00
Other Machinery and Equipment	5021305099	535,000.00	0.00	535,000.00	0.00	0.00	0.00	0.00	0.00	0.00	0.00	0.00	0.00	0.00	535,000.00	0.00	0.00
Repairs and Maintenance - Transportation Equipment	5021306000	160,000.00	0.00	160,000.00	0.00	0.00	0.00	0.00	0.00	0.00	0.00	0.00	0.00	0.00	160,000.00	0.00	0.00
Motor Vehicles	5021306001	160,000.00	0.00	160,000.00	0.00	0.00	0.00	0.00	0.00	0.00	0.00	0.00	0.00	0.00	160,000.00	0.00	0.00
Repairs and Maintenance - Furniture and Fixtures	5021307000	328,595.00	0.00	328,595.00	0.00	0.00	0.00	0.00	0.00	0.00	0.00	0.00	0.00	0.00	328,595.00	0.00	0.00
Repairs and Maintenance - Furniture and Fixtures	5021307000	328,595.00	0.00	328,595.00	0.00	0.00	0.00	0.00	0.00	0.00	0.00	0.00	0.00	0.00	328,595.00	0.00	0.00
Repairs and Maintenance - Other Property, Plant and Equipment	5021399000	225,000.00	0.00	225,000.00	0.00	0.00	0.00	0.00	0.00	0.00	0.00	0.00	0.00	0.00	225,000.00	0.00	0.00
Other Property, Plant and Equipment	5021399099	225,000.00	0.00	225,000.00	0.00	0.00	0.00	0.00	0.00	0.00	0.00	0.00	0.00	0.00	225,000.00	0.00	0.00
Taxes, Insurance Premiums and Other Fees	5021500000	4,871,745.00	0.00	4,871,745.00	9,322.18	0.00	0.00	0.00	9,322.18	9,322.18	0.00	0.00	0.00	9,322.18	4,862,422.82	0.00	0.00
Taxes, Dues and Licenses	5021501000	124,245.00	0.00	124,245.00	9,322.18	0.00	0.00	0.00	9,322.18	9,322.18	0.00	0.00	0.00	9,322.18	114,922.82	0.00	0.00
Taxes, Duties and Licenses	5021501001	124,245.00	0.00	124,245.00	9,322.18	0.00	0.00	0.00	9,322.18	9,322.18	0.00	0.00	0.00	9,322.18	114,922.82	0.00	0.00
Fidelity Bond Premiums	5021502000	367,500.00	0.00	367,500.00	0.00	0.00	0.00	0.00	0.00	0.00	0.00	0.00	0.00	0.00	367,500.00	0.00	0.00
Fidelity Bond Premiums	5021502000	367,500.00	0.00	367,500.00	0.00	0.00	0.00	0.00	0.00	0.00	0.00	0.00	0.00	0.00	367,500.00	0.00	0.00
Insurance Expenses	5021503000	4,380,000.00	0.00	4,380,000.00	0.00	0.00	0.00	0.00	0.00	0.00	0.00	0.00	0.00	0.00	4,380,000.00	0.00	0.00
Insurance Expenses	5021503000	4,380,000.00	0.00	4,380,000.00	0.00	0.00	0.00	0.00	0.00	0.00	0.00	0.00	0.00	0.00	4,380,000.00	0.00	0.00
Labor and Wages	5021600000	890,160.00	0.00	890,160.00	271,987.60	0.00	0.00	0.00	271,987.60	271,987.60	0.00	0.00	0.00	271,987.60	618,172.40	0.00	0.00
Labor and Wages	5021601000	890,160.00	0.00	890,160.00	271,987.60	0.00	0.00	0.00	271,987.60	271,987.60	0.00	0.00	0.00	271,987.60	618,172.40	0.00	0.00
Labor and Wages	5021601000	890,160.00	0.00	890,160.00	271,987.60	0.00	0.00	0.00	271,987.60	271,987.60	0.00	0.00	0.00	271,987.60	618,172.40	0.00	0.00
Other Maintenance and Operating Expenses	5029900000	7,937,111.00	0.00	7,937,111.00	0.00	0.00	0.00	0.00	0.00	0.00	0.00	0.00	0.00	0.00	7,937,111.00	0.00	0.00
Advertising Expenses	5029901000	208,000.00	0.00	208,000.00	0.00	0.00	0.00	0.00	0.00	0.00	0.00	0.00	0.00	0.00	208,000.00	0.00	0.00
Advertising Expenses	5029901000	208,000.00	0.00	208,000.00	0.00	0.00	0.00	0.00	0.00	0.00	0.00	0.00	0.00	0.00	208,000.00	0.00	0.00
Printing and Publication Expenses	5029902000	1,768,000.00	0.00	1,768,000.00	0.00	0.00	0.00	0.00	0.00	0.00	0.00	0.00	0.00	0.00	1,768,000.00	0.00	0.00

Department : State Universities and Colleges (SUCs)
 Agency/Entity : University of Rizal System
 Operating Unit : < not applicable >
 Organization Code (UACS) : 08 042 0000000
 Fund Cluster : 05 Internally Generated Funds


(e.g. UACS Fund Cluster: 05-Internally Generated Funds and 06-Business Related Funds)


Particulars	UACS CODE	Approved Budget			Utilizations					Disbursements				Balances			
		Approved Budgeted Revenue	Adjustments (Reductions, Modifications)	Adjusted Budgeted Revenue	1st Quarter Ending March 31	2nd Quarter Ending June 30	3rd Quarter Ending Sept. 30	4th Quarter Ending Dec. 31	Total	1st Quarter Ending March 31	2nd Quarter Ending June 30	3rd Quarter Ending Sept. 30	4th Quarter Ending Dec. 31	TOTAL	Unutilized Budget	Unpaid Obligations	
																Due and Demandable	Not Yet Due and Demandable
1	2	3	4	5=(3+(-)4)	6	7	8	9	10=(6+7+8+9)	11	12	13	14	15=(11+12+13+14)	16=(5-10)	17	18
SUMMARY																	
A. AGENCY SPECIFIC BUDGET																	
Printing and Publication Expenses	5029902000	1,768,000.00	0.00	1,768,000.00	0.00	0.00	0.00	0.00	0.00	0.00	0.00	0.00	0.00	0.00	1,768,000.00	0.00	0.00
Representation Expenses	5029903000	4,138,561.00	0.00	4,138,561.00	0.00	0.00	0.00	0.00	0.00	0.00	0.00	0.00	0.00	0.00	4,138,561.00	0.00	0.00
Representation Expenses	5029903000	4,138,561.00	0.00	4,138,561.00	0.00	0.00	0.00	0.00	0.00	0.00	0.00	0.00	0.00	0.00	4,138,561.00	0.00	0.00
Transportation and Delivery Expenses	5029904000	108,000.00	0.00	108,000.00	0.00	0.00	0.00	0.00	0.00	0.00	0.00	0.00	0.00	0.00	108,000.00	0.00	0.00
Transportation and Delivery Expenses	5029904000	108,000.00	0.00	108,000.00	0.00	0.00	0.00	0.00	0.00	0.00	0.00	0.00	0.00	0.00	108,000.00	0.00	0.00
Rent/Lease Expenses	5029905000	110,000.00	0.00	110,000.00	0.00	0.00	0.00	0.00	0.00	0.00	0.00	0.00	0.00	0.00	110,000.00	0.00	0.00
Rents - Building and Structures	5029905001	110,000.00	0.00	110,000.00	0.00	0.00	0.00	0.00	0.00	0.00	0.00	0.00	0.00	0.00	110,000.00	0.00	0.00
Membership Dues and Contributions to Organizations	5029906000	538,950.00	0.00	538,950.00	0.00	0.00	0.00	0.00	0.00	0.00	0.00	0.00	0.00	0.00	538,950.00	0.00	0.00
Membership Dues and Contributions to Organizations	5029906000	538,950.00	0.00	538,950.00	0.00	0.00	0.00	0.00	0.00	0.00	0.00	0.00	0.00	0.00	538,950.00	0.00	0.00
Subscription Expenses	5029907000	1,065,600.00	0.00	1,065,600.00	0.00	0.00	0.00	0.00	0.00	0.00	0.00	0.00	0.00	0.00	1,065,600.00	0.00	0.00
Other Subscription Expenses	5029907099	1,065,600.00	0.00	1,065,600.00	0.00	0.00	0.00	0.00	0.00	0.00	0.00	0.00	0.00	0.00	1,065,600.00	0.00	0.00
Capital Outlays		30,447,019.00	0.00	30,447,019.00	0.00	0.00	0.00	0.00	0.00	0.00	0.00	0.00	0.00	0.00	30,447,019.00	0.00	0.00
Investment Outlay	5060100000	1,500,000.00	0.00	1,500,000.00	0.00	0.00	0.00	0.00	0.00	0.00	0.00	0.00	0.00	0.00	1,500,000.00	0.00	0.00
Investment in Government-Owned and/or Controlled Corporations	5060101000	1,500,000.00	0.00	1,500,000.00	0.00	0.00	0.00	0.00	0.00	0.00	0.00	0.00	0.00	0.00	1,500,000.00	0.00	0.00
Power Supply Systems	5060101006	1,500,000.00	0.00	1,500,000.00	0.00	0.00	0.00	0.00	0.00	0.00	0.00	0.00	0.00	0.00	1,500,000.00	0.00	0.00
Property, Plant and Equipment Outlay	5060400000	23,410,093.00	0.00	23,410,093.00	0.00	0.00	0.00	0.00	0.00	0.00	0.00	0.00	0.00	0.00	23,410,093.00	0.00	0.00
Buildings and Other Structures	5060404000	8,651,250.00	0.00	8,651,250.00	0.00	0.00	0.00	0.00	0.00	0.00	0.00	0.00	0.00	0.00	8,651,250.00	0.00	0.00
School Buildings	5060404002	6,350,000.00	0.00	6,350,000.00	0.00	0.00	0.00	0.00	0.00	0.00	0.00	0.00	0.00	0.00	6,350,000.00	0.00	0.00
Other Structures	5060404099	2,301,250.00	0.00	2,301,250.00	0.00	0.00	0.00	0.00	0.00	0.00	0.00	0.00	0.00	0.00	2,301,250.00	0.00	0.00
Machinery and Equipment Outlay	5060405000	13,022,943.00	0.00	13,022,943.00	0.00	0.00	0.00	0.00	0.00	0.00	0.00	0.00	0.00	0.00	13,022,943.00	0.00	0.00
Office Equipment	5060405002	5,254,010.00	0.00	5,254,010.00	0.00	0.00	0.00	0.00	0.00	0.00	0.00	0.00	0.00	0.00	5,254,010.00	0.00	0.00
Information and Communication Technology Equipment	5060405003	4,722,139.00	0.00	4,722,139.00	0.00	0.00	0.00	0.00	0.00	0.00	0.00	0.00	0.00	0.00	4,722,139.00	0.00	0.00
Disaster Response and Rescue Equipment	5060405009	20,000.00	0.00	20,000.00	0.00	0.00	0.00	0.00	0.00	0.00	0.00	0.00	0.00	0.00	20,000.00	0.00	0.00
Sports Equipment	5060405013	98,397.00	0.00	98,397.00	0.00	0.00	0.00	0.00	0.00	0.00	0.00	0.00	0.00	0.00	98,397.00	0.00	0.00
Technical and Scientific Equipment	5060405014	2,308,397.00	0.00	2,308,397.00	0.00	0.00	0.00	0.00	0.00	0.00	0.00	0.00	0.00	0.00	2,308,397.00	0.00	0.00
Other Machinery and Equipment	5060405099	620,000.00	0.00	620,000.00	0.00	0.00	0.00	0.00	0.00	0.00	0.00	0.00	0.00	0.00	620,000.00	0.00	0.00
Furniture, Fixtures and Books Outlay	5060407000	1,735,900.00	0.00	1,735,900.00	0.00	0.00	0.00	0.00	0.00	0.00	0.00	0.00	0.00	0.00	1,735,900.00	0.00	0.00
Furniture and Fixtures	5060407001	1,735,900.00	0.00	1,735,900.00	0.00	0.00	0.00	0.00	0.00	0.00	0.00	0.00	0.00	0.00	1,735,900.00	0.00	0.00
Intangible Assets Outlay	5060600000	5,536,926.00	0.00	5,536,926.00	0.00	0.00	0.00	0.00	0.00	0.00	0.00	0.00	0.00	0.00	5,536,926.00	0.00	0.00
Other Intangible Assets	5060699000	5,536,926.00	0.00	5,536,926.00	0.00	0.00	0.00	0.00	0.00	0.00	0.00	0.00	0.00	0.00	5,536,926.00	0.00	0.00

Department : State Universities and Colleges (SUCs)
 Agency/Entity : University of Rizal System
 Operating Unit : < not applicable >
 Organization Code (UACS) : 08 042 0000000
 Fund Cluster : 05 Internally Generated Funds

(e.g. UACS Fund Cluster: 05-Internally Generated Funds and 06-Business Related Funds)


Particulars	UACS CODE	Approved Budget			Utilizations					Disbursements				Balances			
		Approved Budgeted Revenue	Adjustments (Reductions, Modifications)	Adjusted Budgeted Revenue	1st Quarter Ending March 31	2nd Quarter Ending June 30	3rd Quarter Ending Sept. 30	4th Quarter Ending Dec. 31	Total	1st Quarter Ending March 31	2nd Quarter Ending June 30	3rd Quarter Ending Sept. 30	4th Quarter Ending Dec. 31	TOTAL	Unutilized Budget	Unpaid Obligations	
																Due and Demandable	Not Yet Due and Demandable
1	2	3	4	5=([3+(-)4])	6	7	8	9	10=(6+7+8+9)	11	12	13	14	15=(11+12+13+14)	16=(5-10)	17	18
SUMMARY																	
A. AGENCY SPECIFIC BUDGET																	
Other Intangible Assets	5080698000	5,536,926.00	0.00	5,536,926.00	0.00	0.00	0.00	0.00	0.00	0.00	0.00	0.00	0.00	0.00	5,536,926.00	0.00	0.00
GRAND TOTAL		179,373,902.00	0.00	179,373,902.00	12,828,914.94	0.00	0.00	0.00	12,828,914.94	12,828,914.94	0.00	0.00	0.00	12,828,914.94	166,544,987.06	0.00	0.00


 MIAN N. FRANCISCO
 Budget Officer
 Date: 2021-04-25 18:53:29


 SHIRLEY R. MARTY
 Director, Finance Services
 Date: 2021-04-25 18:53:29

NANCY T. PASCUAL, Ed.D.,RGC.
 SUC President
 Date: 2021-04-25 18:53:29

For the President:


 RENATO F. DELEMON, Ph.D.
 Vice President for Administration and Finance
 Date: 2021-04-25 19:03:35