

STATEMENT OF APPROPRIATIONS, ALLOTMENTS, OBLIGATIONS, DISBURSEMENTS AND BALANCES

As at the Quarter Ending March 31, 2021

Department : State Universities and Colleges (SUCs)
 Agency/Entity : University of Rizal System
 Operating Unit : < not applicable >
 Organization Code (UACS) : 08 042 0000000
 Fund Cluster : 01 Regular Agency Fund

X	Current Year Appropriations
	Supplemental Appropriations
	Continuing Appropriations

(e.g. UACS Fund Cluster: 01-Regular Agency Fund, 02-Foreign Assisted Projects Fund, 03-Special Account-Locally Funded/Domestic Grants Fund, and 04-Special Account-Foreign Assisted/Foreign Grants Fund)

Particulars	UACS CODE	Appropriations			Allotments					Current Year Obligations				
		Authorized Appropriations	Adjustments (Transfer To/From, Modifications/)	Adjusted Appropriations	Allotments Received	Adjustments (Reductions, Modifications/)	Transfer To	Transfer From	Adjusted Total Allotments	1st Quarter Ending March 31	2nd Quarter Ending June 30	3rd Quarter Ending Sept. 30	4th Quarter Ending Dec. 31	TOTAL
1	2	3	4	5=(3+4)	6	7	8	9	10=[(6+(-)7)-8+9]	11	12	13	14	15=(11+12+13+14)
I. Agency Specific Budget		656,089,000.00	0.00	656,089,000.00	578,877,000.00	0.00	0.00	0.00	578,877,000.00	93,501,371.24	0.00	0.00	0.00	93,501,371.24
General Administration and Support	1000000000000000	157,828,000.00	0.00	157,828,000.00	81,616,000.00	0.00	0.00	0.00	81,616,000.00	15,702,681.32	0.00	0.00	0.00	15,702,681.32
General Management and Supervision	10000100001000	81,426,000.00	0.00	81,426,000.00	81,426,000.00	0.00	0.00	0.00	81,426,000.00	15,702,681.32	0.00	0.00	0.00	15,702,681.32
PS		57,399,000.00	0.00	57,399,000.00	57,399,000.00	0.00	0.00	0.00	57,399,000.00	12,338,089.22	0.00	0.00	0.00	12,338,089.22
MOOE		24,027,000.00	0.00	24,027,000.00	24,027,000.00	0.00	0.00	0.00	24,027,000.00	3,364,592.10	0.00	0.00	0.00	3,364,592.10
Administration of Personnel Benefits	10000100002000	76,402,000.00	0.00	76,402,000.00	190,000.00	0.00	0.00	0.00	190,000.00	0.00	0.00	0.00	0.00	0.00
PS		76,402,000.00	0.00	76,402,000.00	190,000.00	0.00	0.00	0.00	190,000.00	0.00	0.00	0.00	0.00	0.00
Sub-Total, General Administration and Support		157,828,000.00	0.00	157,828,000.00	81,616,000.00	0.00	0.00	0.00	81,616,000.00	15,702,681.32	0.00	0.00	0.00	15,702,681.32
PS		133,801,000.00	0.00	133,801,000.00	57,589,000.00	0.00	0.00	0.00	57,589,000.00	12,338,089.22	0.00	0.00	0.00	12,338,089.22
MOOE		24,027,000.00	0.00	24,027,000.00	24,027,000.00	0.00	0.00	0.00	24,027,000.00	3,364,592.10	0.00	0.00	0.00	3,364,592.10
FinEx (if Applicable)		0.00	0.00	0.00	0.00	0.00	0.00	0.00	0.00	0.00	0.00	0.00	0.00	0.00
CO		0.00	0.00	0.00	0.00	0.00	0.00	0.00	0.00	0.00	0.00	0.00	0.00	0.00
Support to Operations	2000000000000000	1,267,000.00	0.00	1,267,000.00	1,267,000.00	0.00	0.00	0.00	1,267,000.00	263,450.03	0.00	0.00	0.00	263,450.03
Auxiliary Services	20000100001000	1,267,000.00	0.00	1,267,000.00	1,267,000.00	0.00	0.00	0.00	1,267,000.00	263,450.03	0.00	0.00	0.00	263,450.03
PS		970,000.00	0.00	970,000.00	970,000.00	0.00	0.00	0.00	970,000.00	193,530.03	0.00	0.00	0.00	193,530.03
MOOE		297,000.00	0.00	297,000.00	297,000.00	0.00	0.00	0.00	297,000.00	69,920.00	0.00	0.00	0.00	69,920.00
Sub-Total, Support to Operations		1,267,000.00	0.00	1,267,000.00	1,267,000.00	0.00	0.00	0.00	1,267,000.00	263,450.03	0.00	0.00	0.00	263,450.03
PS		970,000.00	0.00	970,000.00	970,000.00	0.00	0.00	0.00	970,000.00	193,530.03	0.00	0.00	0.00	193,530.03
MOOE		297,000.00	0.00	297,000.00	297,000.00	0.00	0.00	0.00	297,000.00	69,920.00	0.00	0.00	0.00	69,920.00
FinEx (if Applicable)		0.00	0.00	0.00	0.00	0.00	0.00	0.00	0.00	0.00	0.00	0.00	0.00	0.00
CO		0.00	0.00	0.00	0.00	0.00	0.00	0.00	0.00	0.00	0.00	0.00	0.00	0.00
Operations	3000000000000000	496,994,000.00	0.00	496,994,000.00	495,994,000.00	0.00	0.00	0.00	495,994,000.00	77,535,239.89	0.00	0.00	0.00	77,535,239.89
OO : Relevant and quality tertiary education ensured to achieve inclusive growth and access of poor but deserving students to quality tertiary education increased		489,288,000.00	0.00	489,288,000.00	488,288,000.00	0.00	0.00	0.00	488,288,000.00	76,519,117.55	0.00	0.00	0.00	76,519,117.55
HIGHER EDUCATION PROGRAM		489,288,000.00	0.00	489,288,000.00	488,288,000.00	0.00	0.00	0.00	488,288,000.00	76,519,117.55	0.00	0.00	0.00	76,519,117.55
Provision of Higher Education Services	310100100002000	395,954,000.00	0.00	395,954,000.00	395,954,000.00	0.00	0.00	0.00	395,954,000.00	76,519,117.55	0.00	0.00	0.00	76,519,117.55

Department : State Universities and Colleges (SUCs)
 Agency/Entity : University of Rizal System
 Operating Unit : < not applicable >
 Organization Code (UACS) : 08 042 000000
 Fund Cluster : 01 Regular Agency Fund

X	Current Year Appropriations
.	Supplemental Appropriations
.	Continuing Appropriations

(e.g. UACS Fund Cluster: 01-Regular Agency Fund, 02-Foreign Assisted Projects Fund, 03-Special Account-Locally Funded/Domestic Grants Fund, and 04-Special Account-Foreign Assisted/Foreign Grants Fund)

Particulars	UACS CODE	Appropriations			Allotments					Current Year Obligations				TOTAL
		Authorized Appropriations	Adjustments (Transfer To/From, Modifications/)	Adjusted Appropriations	Allotments Received	Adjustments (Reductions, Modifications/)	Transfer To	Transfer From	Adjusted Total Allotments	1st Quarter Ending March 31	2nd Quarter Ending June 30	3rd Quarter Ending Sept. 30	4th Quarter Ending Dec. 31	
1	2	3	4	5=(3+4)	6	7	8	9	10=[(6+(-)7)-8+9]	11	12	13	14	15=(11+12+13+14)
PS		367,030,000.00	0.00	367,030,000.00	367,030,000.00	0.00	0.00	0.00	367,030,000.00	74,651,998.30	0.00	0.00	0.00	74,651,998.30
MOOE		28,924,000.00	0.00	28,924,000.00	28,924,000.00	0.00	0.00	0.00	28,924,000.00	1,867,119.25	0.00	0.00	0.00	1,867,119.25
Project(s)		93,334,000.00	0.00	93,334,000.00	92,334,000.00	0.00	0.00	0.00	92,334,000.00	0.00	0.00	0.00	0.00	0.00
Locally-Funded Project(s)		93,334,000.00	0.00	93,334,000.00	92,334,000.00	0.00	0.00	0.00	92,334,000.00	0.00	0.00	0.00	0.00	0.00
Conduct of Activities for Sports and Culture Development	310100200011000	500,000.00	0.00	500,000.00	0.00	0.00	0.00	0.00	0.00	0.00	0.00	0.00	0.00	0.00
MOOE		500,000.00	0.00	500,000.00	0.00	0.00	0.00	0.00	0.00	0.00	0.00	0.00	0.00	0.00
Upgrading of Campus e-Library	310100200012000	29,800,000.00	0.00	29,800,000.00	29,800,000.00	0.00	0.00	0.00	29,800,000.00	0.00	0.00	0.00	0.00	0.00
CO		29,800,000.00	0.00	29,800,000.00	29,800,000.00	0.00	0.00	0.00	29,800,000.00	0.00	0.00	0.00	0.00	0.00
Campus Improvement for Student Services (Rehabilitation of Comfort Rooms and Lavatory Facilities) in Angono, Antipolo, Binangonan, Cainta, Cardona, Morong, Piliha, Rodriguez, Tanay and Taytay Campuses	310100200013000	19,000,000.00	0.00	19,000,000.00	19,000,000.00	0.00	0.00	0.00	19,000,000.00	0.00	0.00	0.00	0.00	0.00
CO		19,000,000.00	0.00	19,000,000.00	19,000,000.00	0.00	0.00	0.00	19,000,000.00	0.00	0.00	0.00	0.00	0.00
Establishment of Dormitory and Business Center in Antipolo, Morong and Tanay Campuses	310100200014000	43,534,000.00	0.00	43,534,000.00	43,534,000.00	0.00	0.00	0.00	43,534,000.00	0.00	0.00	0.00	0.00	0.00
CO		43,534,000.00	0.00	43,534,000.00	43,534,000.00	0.00	0.00	0.00	43,534,000.00	0.00	0.00	0.00	0.00	0.00
ICT Connection and Other Equipment	310100200015000	500,000.00	0.00	500,000.00	0.00	0.00	0.00	0.00	0.00	0.00	0.00	0.00	0.00	0.00
MOOE		500,000.00	0.00	500,000.00	0.00	0.00	0.00	0.00	0.00	0.00	0.00	0.00	0.00	0.00
OO - Higher education research improved to promote economic productivity and innovation		6,457,000.00	0.00	6,457,000.00	6,457,000.00	0.00	0.00	0.00	6,457,000.00	895,723.33	0.00	0.00	0.00	895,723.33
ADVANCED EDUCATION PROGRAM		2,923,000.00	0.00	2,923,000.00	2,923,000.00	0.00	0.00	0.00	2,923,000.00	313,279.35	0.00	0.00	0.00	313,279.35
Provision of Advanced Education Services	320100100001000	2,923,000.00	0.00	2,923,000.00	2,923,000.00	0.00	0.00	0.00	2,923,000.00	313,279.35	0.00	0.00	0.00	313,279.35
PS		1,828,000.00	0.00	1,828,000.00	1,828,000.00	0.00	0.00	0.00	1,828,000.00	204,743.70	0.00	0.00	0.00	204,743.70
MOOE		1,095,000.00	0.00	1,095,000.00	1,095,000.00	0.00	0.00	0.00	1,095,000.00	108,535.65	0.00	0.00	0.00	108,535.65
RESEARCH PROGRAM		3,534,000.00	0.00	3,534,000.00	3,534,000.00	0.00	0.00	0.00	3,534,000.00	582,443.98	0.00	0.00	0.00	582,443.98
Conduct of Research Services	320200100001000	3,534,000.00	0.00	3,534,000.00	3,534,000.00	0.00	0.00	0.00	3,534,000.00	582,443.98	0.00	0.00	0.00	582,443.98
PS		2,348,000.00	0.00	2,348,000.00	2,348,000.00	0.00	0.00	0.00	2,348,000.00	500,993.00	0.00	0.00	0.00	500,993.00
MOOE		1,186,000.00	0.00	1,186,000.00	1,186,000.00	0.00	0.00	0.00	1,186,000.00	81,450.98	0.00	0.00	0.00	81,450.98
OO - Community engagement increased		1,249,000.00	0.00	1,249,000.00	1,249,000.00	0.00	0.00	0.00	1,249,000.00	120,399.01	0.00	0.00	0.00	120,399.01
TECHNICAL ADVISORY EXTENSION PROGRAM		1,249,000.00	0.00	1,249,000.00	1,249,000.00	0.00	0.00	0.00	1,249,000.00	120,399.01	0.00	0.00	0.00	120,399.01
Provision of Extension Services	330100100001000	1,249,000.00	0.00	1,249,000.00	1,249,000.00	0.00	0.00	0.00	1,249,000.00	120,399.01	0.00	0.00	0.00	120,399.01

Current Year Disbursements					Balances			
1st Quarter Ending March 31	2nd Quarter Ending June 30	3rd Quarter Ending Sept. 30	4th Quarter Ending Dec. 31	TOTAL	Unreleased Appro	Unobligated Allotments	Unpaid Obligations	
16	17	18	19	20=(16+17+18+19)	21	22	Due and Demandable 23	Not Yet Due and Demandable 24
93,501,371.24	0.00	0.00	0.00	93,501,371.24	77,212,000.00	485,375,628.76	0.00	0.00
15,702,681.32	0.00	0.00	0.00	15,702,681.32	76,212,000.00	65,913,318.68	0.00	0.00
15,702,681.32	0.00	0.00	0.00	15,702,681.32	0.00	65,723,318.68	0.00	0.00
12,338,089.22	0.00	0.00	0.00	12,338,089.22	0.00	45,060,910.78	0.00	0.00
3,364,592.10	0.00	0.00	0.00	3,364,592.10	0.00	20,662,407.90	0.00	0.00
0.00	0.00	0.00	0.00	0.00	76,212,000.00	190,000.00	0.00	0.00
0.00	0.00	0.00	0.00	0.00	76,212,000.00	190,000.00	0.00	0.00
15,702,681.32	0.00	0.00	0.00	15,702,681.32	76,212,000.00	65,913,318.68	0.00	0.00
12,338,089.22	0.00	0.00	0.00	12,338,089.22	76,212,000.00	45,250,910.78	0.00	0.00
3,364,592.10	0.00	0.00	0.00	3,364,592.10	0.00	20,662,407.90	0.00	0.00
0.00	0.00	0.00	0.00	0.00	0.00	0.00	0.00	0.00
0.00	0.00	0.00	0.00	0.00	0.00	0.00	0.00	0.00
263,450.03	0.00	0.00	0.00	263,450.03	0.00	1,003,549.97	0.00	0.00
263,450.03	0.00	0.00	0.00	263,450.03	0.00	1,003,549.97	0.00	0.00
193,530.03	0.00	0.00	0.00	193,530.03	0.00	776,469.97	0.00	0.00
69,920.00	0.00	0.00	0.00	69,920.00	0.00	227,080.00	0.00	0.00
263,450.03	0.00	0.00	0.00	263,450.03	0.00	1,003,549.97	0.00	0.00
193,530.03	0.00	0.00	0.00	193,530.03	0.00	776,469.97	0.00	0.00
69,920.00	0.00	0.00	0.00	69,920.00	0.00	227,080.00	0.00	0.00
0.00	0.00	0.00	0.00	0.00	0.00	0.00	0.00	0.00
0.00	0.00	0.00	0.00	0.00	0.00	0.00	0.00	0.00
77,535,239.89	0.00	0.00	0.00	77,535,239.89	1,000,000.00	418,458,780.11	0.00	0.00
76,519,117.55	0.00	0.00	0.00	76,519,117.55	1,000,000.00	411,768,882.45	0.00	0.00
76,519,117.55	0.00	0.00	0.00	76,519,117.55	1,000,000.00	411,768,882.45	0.00	0.00
76,519,117.55	0.00	0.00	0.00	76,519,117.55	0.00	319,434,882.45	0.00	0.00

Current Year Disbursements					Balances			
1st Quarter Ending March 31	2nd Quarter Ending June 30	3rd Quarter Ending Sept. 30	4th Quarter Ending Dec. 31	TOTAL	Unreleased Appro	Unobligated Allotments	Unpaid Obligations	
16	17	18	19	20=(16+17+18+19)	21	22	Due and Demandable	Not Yet Due and Demandable
23	24							
74,651,998.30	0.00	0.00	0.00	74,651,998.30	0.00	292,378,001.70	0.00	0.00
1,867,119.25	0.00	0.00	0.00	1,867,119.25	0.00	27,056,880.75	0.00	0.00
0.00	0.00	0.00	0.00	0.00	1,000,000.00	92,334,000.00	0.00	0.00
0.00	0.00	0.00	0.00	0.00	1,000,000.00	92,334,000.00	0.00	0.00
0.00	0.00	0.00	0.00	0.00	500,000.00	0.00	0.00	0.00
0.00	0.00	0.00	0.00	0.00	500,000.00	0.00	0.00	0.00
0.00	0.00	0.00	0.00	0.00	0.00	29,800,000.00	0.00	0.00
0.00	0.00	0.00	0.00	0.00	0.00	29,800,000.00	0.00	0.00
0.00	0.00	0.00	0.00	0.00	0.00	19,000,000.00	0.00	0.00
0.00	0.00	0.00	0.00	0.00	0.00	19,000,000.00	0.00	0.00
0.00	0.00	0.00	0.00	0.00	0.00	43,534,000.00	0.00	0.00
0.00	0.00	0.00	0.00	0.00	0.00	43,534,000.00	0.00	0.00
0.00	0.00	0.00	0.00	0.00	500,000.00	0.00	0.00	0.00
0.00	0.00	0.00	0.00	0.00	500,000.00	0.00	0.00	0.00
895,723.33	0.00	0.00	0.00	895,723.33	0.00	5,561,276.67	0.00	0.00
313,279.35	0.00	0.00	0.00	313,279.35	0.00	2,609,720.65	0.00	0.00
313,279.35	0.00	0.00	0.00	313,279.35	0.00	2,609,720.65	0.00	0.00
204,743.70	0.00	0.00	0.00	204,743.70	0.00	1,623,256.30	0.00	0.00
108,535.65	0.00	0.00	0.00	108,535.65	0.00	986,464.35	0.00	0.00
582,443.98	0.00	0.00	0.00	582,443.98	0.00	2,951,556.02	0.00	0.00
582,443.98	0.00	0.00	0.00	582,443.98	0.00	2,951,556.02	0.00	0.00
500,993.00	0.00	0.00	0.00	500,993.00	0.00	1,847,007.00	0.00	0.00
81,450.98	0.00	0.00	0.00	81,450.98	0.00	1,104,549.02	0.00	0.00
120,399.01	0.00	0.00	0.00	120,399.01	0.00	1,128,600.99	0.00	0.00
120,399.01	0.00	0.00	0.00	120,399.01	0.00	1,128,600.99	0.00	0.00
120,399.01	0.00	0.00	0.00	120,399.01	0.00	1,128,600.99	0.00	0.00

Department : State Universities and Colleges (SUCs)
 Agency/Entity : University of Rizal System
 Operating Unit : < not applicable >
 Organization Code (UACS) : 08 042 0000000
 Fund Cluster : 01 Regular Agency Fund

X	Current Year Appropriations
	Supplemental Appropriations
	Continuing Appropriations

(e.g. UACS Fund Cluster: 01-Regular Agency Fund, 02-Foreign Assisted Projects Fund, 03-Special Account-Locally Funded/Domestic Grants Fund, and 04-Special Account-Foreign Assisted/Foreign Grants Fund)

Particulars	UACS CODE	Appropriations			Allotments					Current Year Obligations				
		Authorized Appropriations	Revisions (Transfer To/From, Modifications/)	Adjusted Appropriations	Allotments Received	Adjustments (Reductions, Modifications/)	Transfer To	Transfer From	Adjusted Total Allotments	1st Quarter Ending March 31	2nd Quarter Ending June 30	3rd Quarter Ending Sept. 30	4th Quarter Ending Dec. 31	TOTAL
1	2	3	4	5=(3+4)	6	7	8	9	10=[(6+(-)7)-8+9]	11	12	13	14	15=(11+12+13+14)
MOOE		1,249,000.00	0.00	1,249,000.00	1,249,000.00	0.00	0.00	0.00	1,249,000.00	120,399.01	0.00	0.00	0.00	120,399.01
Sub-Total, Operations		496,994,000.00	0.00	496,994,000.00	496,994,000.00	0.00	0.00	0.00	496,994,000.00	77,535,239.89	0.00	0.00	0.00	77,535,239.89
PS		371,206,000.00	0.00	371,206,000.00	371,206,000.00	0.00	0.00	0.00	371,206,000.00	75,357,735.00	0.00	0.00	0.00	75,357,735.00
MOOE		33,454,000.00	0.00	33,454,000.00	32,454,000.00	0.00	0.00	0.00	32,454,000.00	2,177,504.89	0.00	0.00	0.00	2,177,504.89
FinEx (if Applicable)		0.00	0.00	0.00	0.00	0.00	0.00	0.00	0.00	0.00	0.00	0.00	0.00	0.00
CO		92,334,000.00	0.00	92,334,000.00	92,334,000.00	0.00	0.00	0.00	92,334,000.00	0.00	0.00	0.00	0.00	0.00
Sub-Total, I. Agency Specific Budget		656,089,000.00	0.00	656,089,000.00	578,877,000.00	0.00	0.00	0.00	578,877,000.00	93,501,371.24	0.00	0.00	0.00	93,501,371.24
PS		505,977,000.00	0.00	505,977,000.00	429,765,000.00	0.00	0.00	0.00	429,765,000.00	87,889,354.25	0.00	0.00	0.00	87,889,354.25
MOOE		57,778,000.00	0.00	57,778,000.00	56,778,000.00	0.00	0.00	0.00	56,778,000.00	5,612,016.99	0.00	0.00	0.00	5,612,016.99
FinEx (if Applicable)		0.00	0.00	0.00	0.00	0.00	0.00	0.00	0.00	0.00	0.00	0.00	0.00	0.00
CO		92,334,000.00	0.00	92,334,000.00	92,334,000.00	0.00	0.00	0.00	92,334,000.00	0.00	0.00	0.00	0.00	0.00
II. Automatic Appropriations		40,060,000.00	0.00	40,060,000.00	40,060,000.00	0.00	0.00	0.00	40,060,000.00	10,814,420.12	0.00	0.00	0.00	10,814,420.12
Specific Budgets of National Government Agencies		40,060,000.00	0.00	40,060,000.00	40,060,000.00	0.00	0.00	0.00	40,060,000.00	10,814,420.12	0.00	0.00	0.00	10,814,420.12
Retirement and Life Insurance Premiums		40,060,000.00	0.00	40,060,000.00	40,060,000.00	0.00	0.00	0.00	40,060,000.00	10,814,420.12	0.00	0.00	0.00	10,814,420.12
PS		40,060,000.00	0.00	40,060,000.00	40,060,000.00	0.00	0.00	0.00	40,060,000.00	10,814,420.12	0.00	0.00	0.00	10,814,420.12
Sub-total II. Automatic Appropriations		40,060,000.00	0.00	40,060,000.00	40,060,000.00	0.00	0.00	0.00	40,060,000.00	10,814,420.12	0.00	0.00	0.00	10,814,420.12
PS		40,060,000.00	0.00	40,060,000.00	40,060,000.00	0.00	0.00	0.00	40,060,000.00	10,814,420.12	0.00	0.00	0.00	10,814,420.12
MOOE		0.00	0.00	0.00	0.00	0.00	0.00	0.00	0.00	0.00	0.00	0.00	0.00	0.00
FinEx		0.00	0.00	0.00	0.00	0.00	0.00	0.00	0.00	0.00	0.00	0.00	0.00	0.00
CO		0.00	0.00	0.00	0.00	0.00	0.00	0.00	0.00	0.00	0.00	0.00	0.00	0.00
IV. Reversion of the Unobligated Allotments charged against R.A. Nos. 11465 and 11494		0.00	0.00	0.00	0.00	0.00	0.00	0.00	0.00	0.00	0.00	0.00	0.00	0.00
GRAND TOTAL		696,149,000.00	0.00	696,149,000.00	618,937,000.00	0.00	0.00	0.00	618,937,000.00	104,315,791.36	0.00	0.00	0.00	104,315,791.36
PS		546,037,000.00	0.00	546,037,000.00	469,825,000.00	0.00	0.00	0.00	469,825,000.00	98,703,774.37	0.00	0.00	0.00	98,703,774.37
MOOE		57,778,000.00	0.00	57,778,000.00	56,778,000.00	0.00	0.00	0.00	56,778,000.00	5,612,016.99	0.00	0.00	0.00	5,612,016.99
CO		92,334,000.00	0.00	92,334,000.00	92,334,000.00	0.00	0.00	0.00	92,334,000.00	0.00	0.00	0.00	0.00	0.00
Recapitulation by OO:														
I. Agency Specific Budget		496,994,000.00	0.00	496,994,000.00	496,994,000.00	0.00	0.00	0.00	496,994,000.00	77,535,239.89	0.00	0.00	0.00	77,535,239.89
HIGHER EDUCATION PROGRAM		489,288,000.00	0.00	489,288,000.00	488,288,000.00	0.00	0.00	0.00	488,288,000.00	76,519,117.55	0.00	0.00	0.00	76,519,117.55
ADVANCED EDUCATION PROGRAM		2,923,000.00	0.00	2,923,000.00	2,923,000.00	0.00	0.00	0.00	2,923,000.00	313,279.35	0.00	0.00	0.00	313,279.35
RESEARCH PROGRAM		3,534,000.00	0.00	3,534,000.00	3,534,000.00	0.00	0.00	0.00	3,534,000.00	582,443.98	0.00	0.00	0.00	582,443.98

Current Year Disbursements					Balances			
1st Quarter Ending March 31	2nd Quarter Ending June 30	3rd Quarter Ending Sept. 30	4th Quarter Ending Dec. 31	TOTAL	Unreleased Appro	Unobligated Allotments	Unpaid Obligations	
							Due and Demandable	Not Yet Due and Demandable
16	17	18	19	20=(16+17+18+19)	21	22	23	24
120,399.01	0.00	0.00	0.00	120,399.01	0.00	1,128,600.99	0.00	0.00
77,535,239.89	0.00	0.00	0.00	77,535,239.89	1,000,000.00	418,458,760.11	0.00	0.00
75,357,735.00	0.00	0.00	0.00	75,357,735.00	0.00	295,848,265.00	0.00	0.00
2,177,504.89	0.00	0.00	0.00	2,177,504.89	1,000,000.00	30,276,495.11	0.00	0.00
0.00	0.00	0.00	0.00	0.00	0.00	0.00	0.00	0.00
0.00	0.00	0.00	0.00	0.00	0.00	92,334,000.00	0.00	0.00
93,501,371.24	0.00	0.00	0.00	93,501,371.24	77,212,000.00	485,375,628.76	0.00	0.00
87,889,354.25	0.00	0.00	0.00	87,889,354.25	76,212,000.00	341,875,645.75	0.00	0.00
5,612,016.99	0.00	0.00	0.00	5,612,016.99	1,000,000.00	51,165,983.01	0.00	0.00
0.00	0.00	0.00	0.00	0.00	0.00	0.00	0.00	0.00
0.00	0.00	0.00	0.00	0.00	0.00	92,334,000.00	0.00	0.00
10,814,420.12	0.00	0.00	0.00	10,814,420.12	0.00	29,245,579.88	0.00	0.00
10,814,420.12	0.00	0.00	0.00	10,814,420.12	0.00	29,245,579.88	0.00	0.00
10,814,420.12	0.00	0.00	0.00	10,814,420.12	0.00	29,245,579.88	0.00	0.00
10,814,420.12	0.00	0.00	0.00	10,814,420.12	0.00	29,245,579.88	0.00	0.00
10,814,420.12	0.00	0.00	0.00	10,814,420.12	0.00	29,245,579.88	0.00	0.00
10,814,420.12	0.00	0.00	0.00	10,814,420.12	0.00	29,245,579.88	0.00	0.00
0.00	0.00	0.00	0.00	0.00	0.00	0.00	0.00	0.00
0.00	0.00	0.00	0.00	0.00	0.00	0.00	0.00	0.00
0.00	0.00	0.00	0.00	0.00	0.00	0.00	0.00	0.00
0.00	0.00	0.00	0.00	0.00	0.00	0.00	0.00	0.00
104,315,791.36	0.00	0.00	0.00	104,315,791.36	77,212,000.00	514,621,208.64	0.00	0.00
98,703,774.37	0.00	0.00	0.00	98,703,774.37	76,212,000.00	371,121,225.63	0.00	0.00
5,612,016.99	0.00	0.00	0.00	5,612,016.99	1,000,000.00	51,165,983.01	0.00	0.00
0.00	0.00	0.00	0.00	0.00	0.00	92,334,000.00	0.00	0.00
77,535,239.89	0.00	0.00	0.00	77,535,239.89	1,000,000.00	418,458,760.11	0.00	0.00
76,519,117.55	0.00	0.00	0.00	76,519,117.55	1,000,000.00	411,768,882.45	0.00	0.00
313,279.35	0.00	0.00	0.00	313,279.35	0.00	2,609,720.65	0.00	0.00
582,443.98	0.00	0.00	0.00	582,443.98	0.00	2,951,556.02	0.00	0.00

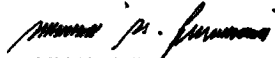
Department : State Universities and Colleges (SUCs)
 Agency/Entity : University of Rizal System
 Operating Unit : < not applicable >
 Organization Code (UACS) : 08 042 0000000
 Fund Cluster : 01 Regular Agency Fund


X	Current Year Appropriations
	Supplemental Appropriations
	Continuing Appropriations

(e.g. UACS Fund Cluster: 01-Regular Agency Fund, 02-Foreign Assisted Projects Fund, 03-Special Account-Locally Funded/Domestic Grants Fund, and 04-Special Account-Foreign Assisted/Foreign Grants Fund)


Particulars	UACS CODE	Appropriations			Allotments					Current Year Obligations				
		Authorized Appropriations	Adjustments (Transfer To/From, Modifications/)	Adjusted Appropriations	Allotments Received	Adjustments (Reductions, Modifications/)	Transfer To	Transfer From	Adjusted Total Allotments	1st Quarter Ending March 31	2nd Quarter Ending June 30	3rd Quarter Ending Sept. 30	4th Quarter Ending Dec. 31	TOTAL
1	2	3	4	5=(3+4)	6	7	8	9	10=[(6+(-)7)-8+9]	11	12	13	14	15=(11+12+13+14)
TECHNICAL ADVISORY EXTENSION PROGRAM		1,249,000.00	0.00	1,249,000.00	1,249,000.00	0.00	0.00	0.00	1,249,000.00	120,399.01	0.00	0.00	0.00	120,399.01

For the President:


 MIAN N. FRANCISCO
 Budget Officer
 Date: 2021-04-26 00:01:11


 SHIRLEY R. MARTY
 Director, Finance Services
 Date: 2021-04-26 00:01:11

NANCY T. PASCUAL, Ed.D., RGC.
 SUC President
 Date: 2021-04-26 00:15:50


 RENATO F. DE LEMON, Ph.D.
 Vice President for Administration and Finance
 Date: 2021-04-26 00:33:50

Current Year Disbursements					Balances			
1st Quarter Ending March 31	2nd Quarter Ending June 30	3rd Quarter Ending Sept. 30	4th Quarter Ending Dec. 31	TOTAL	Unreleased Appro	Unobligated Allotments	Unpaid Obligations	
							Due and Demandable	Not Yet Due and Demandable
16	17	18	19	20=(16+17+18+19)	21	22	23	24
120,399.01	0.00	0.00	0.00	120,399.01	0.00	1,128,600.99	0.00	0.00

STATEMENT OF APPROPRIATIONS, ALLOTMENTS, OBLIGATIONS, DISBURSEMENTS AND BALANCES

As at the Quarter Ending March 31, 2021

Department: State Universities and Colleges (SUCs)
 Agency: University of Rizal System
 Operating Unit: < not applicable >
 Organization Code (UACS) : 08 042 0000000
 Fund Cluster: 01 Regular Agency Fund

	Current Year Appropriations
	Supplemental Appropriations
X	Continuing Appropriations

(e.g. UACS Fund Cluster: 01-Regular Agency Fund, 02-Foreign Assisted Projects Fund, 03-Special Account-Locally Funded/Domestic Grants Fund, and 04-Special Account-Foreign Assisted/Foreign Grants Fund)

Particulars	UACS CODE	Appropriations			Allotments					Current Year Obligations				TOTAL
		Authorized Appropriations	Adjustments (Transfer To/From, Realignment)	Adjusted Appropriations	Allotments Received	Adjustments (Withdrawal, Realignment)	Transfer To	Transfer From	Adjusted Total Allotments	1st Quarter Ending March 31	2nd Quarter Ending June 30	3rd Quarter Ending Sept. 30	4th Quarter Ending Dec. 31	
1	2	3	4	5=(3+4)	6	7	8	9	10=[(6+(-7))-8+9]	11	12	13	14	15=(11+12+13+14)
I. Continuing Appropriations		2,906,811.00	0.00	2,906,811.00	2,906,811.00	0.00	0.00	0.00	2,906,811.00	0.00	0.00	0.00	0.00	0.00
I. Agency Specific Budget		2,906,811.00	0.00	2,906,811.00	2,906,811.00	0.00	0.00	0.00	2,906,811.00	0.00	0.00	0.00	0.00	0.00
Operations	3000000000000000	2,906,811.00	0.00	2,906,811.00	2,906,811.00	0.00	0.00	0.00	2,906,811.00	0.00	0.00	0.00	0.00	0.00
CO - Relevant and quality tertiary education ensured to achieve inclusive growth and access of poor but deserving students to quality tertiary education increased		2,906,811.00	0.00	2,906,811.00	2,906,811.00	0.00	0.00	0.00	2,906,811.00	0.00	0.00	0.00	0.00	0.00
HIGHER EDUCATION PROGRAM		2,906,811.00	0.00	2,906,811.00	2,906,811.00	0.00	0.00	0.00	2,906,811.00	0.00	0.00	0.00	0.00	0.00
Locally-Funded Project(s)		2,906,811.00	0.00	2,906,811.00	2,906,811.00	0.00	0.00	0.00	2,906,811.00	0.00	0.00	0.00	0.00	0.00
Fortifying Engineering and Education Curricular and Instructional Services Through 21st Century Virtual Learning, Tanay and Morong Campuses	310100200007000	1,071,520.00	0.00	1,071,520.00	1,071,520.00	0.00	0.00	0.00	1,071,520.00	0.00	0.00	0.00	0.00	0.00
CO		1,071,520.00	0.00	1,071,520.00	1,071,520.00	0.00	0.00	0.00	1,071,520.00	0.00	0.00	0.00	0.00	0.00
Enhancement of Existing Autotronics Innovation Center	310100200010000	1,835,291.00	0.00	1,835,291.00	1,835,291.00	0.00	0.00	0.00	1,835,291.00	0.00	0.00	0.00	0.00	0.00
CO		1,835,291.00	0.00	1,835,291.00	1,835,291.00	0.00	0.00	0.00	1,835,291.00	0.00	0.00	0.00	0.00	0.00
Sub-Total, Operations		2,906,811.00	0.00	2,906,811.00	2,906,811.00	0.00	0.00	0.00	2,906,811.00	0.00	0.00	0.00	0.00	0.00
PS		0.00	0.00	0.00	0.00	0.00	0.00	0.00	0.00	0.00	0.00	0.00	0.00	0.00
MOOE		0.00	0.00	0.00	0.00	0.00	0.00	0.00	0.00	0.00	0.00	0.00	0.00	0.00
FinEx (if Applicable)		0.00	0.00	0.00	0.00	0.00	0.00	0.00	0.00	0.00	0.00	0.00	0.00	0.00
CO		2,906,811.00	0.00	2,906,811.00	2,906,811.00	0.00	0.00	0.00	2,906,811.00	0.00	0.00	0.00	0.00	0.00
III. Unobligated Allotment Balances pursuant to RA Nos. 11519 and 11520		0.00	0.00	0.00	0.00	0.00	0.00	0.00	0.00	0.00	0.00	0.00	0.00	0.00
CO		0.00	0.00	0.00	0.00	0.00	0.00	0.00	0.00	0.00	0.00	0.00	0.00	0.00
GRAND TOTAL		2,906,811.00	0.00	2,906,811.00	2,906,811.00	0.00	0.00	0.00	2,906,811.00	0.00	0.00	0.00	0.00	0.00
PS		0.00	0.00	0.00	0.00	0.00	0.00	0.00	0.00	0.00	0.00	0.00	0.00	0.00
MOOE		0.00	0.00	0.00	0.00	0.00	0.00	0.00	0.00	0.00	0.00	0.00	0.00	0.00
FinEx (if Applicable)		0.00	0.00	0.00	0.00	0.00	0.00	0.00	0.00	0.00	0.00	0.00	0.00	0.00
CO		2,906,811.00	0.00	2,906,811.00	2,906,811.00	0.00	0.00	0.00	2,906,811.00	0.00	0.00	0.00	0.00	0.00

This report was generated using the Unified Reporting System on 25/04/2021 16:04 version.FAR1.1.1 ; Status : SUBMITTED

For the President:


 MIAN N. FRANCISCO


 SHIRLEY R. MARTY

NANCY T. PASCUAL, Ed.D, RGC.


 RENATO F. DE LEMON, Ph.D.

Budget Officer

Director, Finance Services

SUC President

Vice President for Administration and Finance

Date: 2021-04-26 00:01:11

Date: 2021-04-26 00:01:11

Date: 2021-04-26 00:15:50

Date: 2021-04-26 00:33:50

Current Year Disbursements					Balances			
1st Quarter Ending March 31	2nd Quarter Ending June 30	3rd Quarter Ending Sept. 30	4th Quarter Ending Dec. 31	TOTAL	Unreleased Appro	Unobligated Allotments	Unpaid Obligations	
							Due and Demandable	Not Yet Due and Demandable
16	17	18	19	20=(16+17+18+19)	21=(5-10)	22=(10-15)	23	24
0.00	0.00	0.00	0.00	0.00	0.00	2,906,811.00	0.00	0.00
0.00	0.00	0.00	0.00	0.00	0.00	2,906,811.00	0.00	0.00
0.00	0.00	0.00	0.00	0.00	0.00	2,906,811.00	0.00	0.00
0.00	0.00	0.00	0.00	0.00	0.00	2,906,811.00	0.00	0.00
0.00	0.00	0.00	0.00	0.00	0.00	2,906,811.00	0.00	0.00
0.00	0.00	0.00	0.00	0.00	0.00	2,906,811.00	0.00	0.00
0.00	0.00	0.00	0.00	0.00	0.00	1,071,520.00	0.00	0.00
0.00	0.00	0.00	0.00	0.00	0.00	1,071,520.00	0.00	0.00
0.00	0.00	0.00	0.00	0.00	0.00	1,835,291.00	0.00	0.00
0.00	0.00	0.00	0.00	0.00	0.00	1,835,291.00	0.00	0.00
0.00	0.00	0.00	0.00	0.00	0.00	2,906,811.00	0.00	0.00
0.00	0.00	0.00	0.00	0.00	0.00	0.00	0.00	0.00
0.00	0.00	0.00	0.00	0.00	0.00	0.00	0.00	0.00
0.00	0.00	0.00	0.00	0.00	0.00	0.00	0.00	0.00
0.00	0.00	0.00	0.00	0.00	0.00	2,906,811.00	0.00	0.00
0.00	0.00	0.00	0.00	0.00	0.00	0.00	0.00	0.00
0.00	0.00	0.00	0.00	0.00	0.00	0.00	0.00	0.00
0.00	0.00	0.00	0.00	0.00	0.00	2,906,811.00	0.00	0.00
0.00	0.00	0.00	0.00	0.00	0.00	0.00	0.00	0.00
0.00	0.00	0.00	0.00	0.00	0.00	0.00	0.00	0.00
0.00	0.00	0.00	0.00	0.00	0.00	2,906,811.00	0.00	0.00