

SUMMARY OF APPROPRIATIONS, ALLOTMENTS, OBLIGATIONS, DISBURSEMENTS AND BALANCES BY OBJECT OF EXPENDITURES

As at the Quarter Ending March 31, 2021

Department : State Universities and Colleges (SUCs)
 Agency : University of Rizal System
 Operating Unit : < not applicable >
 Organization Code (UACS) : 08 042 000000
 Fund Cluster : 01 Regular Agency Fund

X	Current Year Appropriations
	Supplemental Appropriations
	Continuing Appropriations

(e.g. UACS Fund Cluster: 01-Regular Agency Fund, 02-Foreign Assisted Projects Fund, 03-Special Account-Locally Funded/Domestic Grants Fund, and 04-Special Account-Foreign Assisted/Foreign Grants Fund)

Particulars	UACS CODE	Appropriations			Allotments					Obligations				TOTAL
		Authorized Appropriations	Adjustments (Transfer To/From, Modifications/ Augmentations)	Adjusted Appropriations	Allotments Received	Adjustments (Reductions, Modifications/ Augmentations)	Transfer To	Transfer From	Adjusted Allotments	1st Quarter Ending March 31	2nd Quarter Ending June 30	3rd Quarter Ending Sept. 30	4th Quarter Ending Dec. 31	
1	2	3	4	5=(3+4)	6	7	8	9	10=[(6+(-)7)-8+9]	11	12	13	14	15=(11+12+13+14)
SUMMARY		696,149,000.00	0.00	696,149,000.00	618,937,000.00	0.00	0.00	0.00	618,937,000.00	104,315,791.36	0.00	0.00	0.00	104,315,791.36
A. AGENCY SPECIFIC BUDGET		656,089,000.00	0.00	656,089,000.00	578,877,000.00	0.00	0.00	0.00	578,877,000.00	93,501,371.24	0.00	0.00	0.00	93,501,371.24
Personnel Services		505,977,000.00	0.00	505,977,000.00	429,765,000.00	0.00	0.00	0.00	429,765,000.00	87,889,354.26	0.00	0.00	0.00	87,889,354.26
Salaries and Wages	501010000	336,264,000.00	0.00	336,264,000.00	336,264,000.00	0.00	0.00	0.00	336,264,000.00	80,950,912.33	0.00	0.00	0.00	80,950,912.33
Salaries and Wages - Regular	501010100	333,828,000.00	0.00	333,828,000.00	333,828,000.00	0.00	0.00	0.00	333,828,000.00	80,590,908.67	0.00	0.00	0.00	80,590,908.67
Salaries and Wages - Casual/Contractual	501010200	2,436,000.00	0.00	2,436,000.00	2,436,000.00	0.00	0.00	0.00	2,436,000.00	360,003.66	0.00	0.00	0.00	360,003.66
Other Compensation	501020000	86,828,000.00	0.00	86,828,000.00	86,828,000.00	0.00	0.00	0.00	86,828,000.00	5,466,983.84	0.00	0.00	0.00	5,466,983.84
PERA - Civilian	501020100	15,576,000.00	0.00	15,576,000.00	15,576,000.00	0.00	0.00	0.00	15,576,000.00	3,859,222.47	0.00	0.00	0.00	3,859,222.47
Representation Allowance (RA)	501020200	240,000.00	0.00	240,000.00	240,000.00	0.00	0.00	0.00	240,000.00	75,000.00	0.00	0.00	0.00	75,000.00
Transportation Allowance (TA)	501020300	240,000.00	0.00	240,000.00	240,000.00	0.00	0.00	0.00	240,000.00	44,354.84	0.00	0.00	0.00	44,354.84
Clothing/Uniform Allowance - Civilian	501020400	3,894,000.00	0.00	3,894,000.00	3,894,000.00	0.00	0.00	0.00	3,894,000.00	1,152,000.00	0.00	0.00	0.00	1,152,000.00
Subsistence Allowance (SA)	501020500	66,000.00	0.00	66,000.00	66,000.00	0.00	0.00	0.00	66,000.00	8,515.63	0.00	0.00	0.00	8,515.63
Laundry Allowance (LA)	501020600	9,000.00	0.00	9,000.00	9,000.00	0.00	0.00	0.00	9,000.00	1,161.20	0.00	0.00	0.00	1,161.20
Honoraria - Civilian	501021000	2,182,000.00	0.00	2,182,000.00	2,182,000.00	0.00	0.00	0.00	2,182,000.00	235,933.00	0.00	0.00	0.00	235,933.00
Hazard Pay (HP)	501021100	525,000.00	0.00	525,000.00	525,000.00	0.00	0.00	0.00	525,000.00	90,796.70	0.00	0.00	0.00	90,796.70
Bonus - Civilian	501021400	27,819,000.00	0.00	27,819,000.00	27,819,000.00	0.00	0.00	0.00	27,819,000.00	0.00	0.00	0.00	0.00	0.00
Cash Gift - Civilian	501021500	3,245,000.00	0.00	3,245,000.00	3,245,000.00	0.00	0.00	0.00	3,245,000.00	0.00	0.00	0.00	0.00	0.00
Mid-Year Bonus - Civilian	501021600	27,819,000.00	0.00	27,819,000.00	27,819,000.00	0.00	0.00	0.00	27,819,000.00	0.00	0.00	0.00	0.00	0.00
Other Bonuses and Allowances	501029900	5,213,000.00	0.00	5,213,000.00	5,213,000.00	0.00	0.00	0.00	5,213,000.00	0.00	0.00	0.00	0.00	0.00
Productivity Enhancement Incentive - Civilian	501029902	3,245,000.00	0.00	3,245,000.00	3,245,000.00	0.00	0.00	0.00	3,245,000.00	0.00	0.00	0.00	0.00	0.00
Anniversary Bonus - Civilian	501029903	1,968,000.00	0.00	1,968,000.00	1,968,000.00	0.00	0.00	0.00	1,968,000.00	0.00	0.00	0.00	0.00	0.00
Personnel Benefit Contributions	501030000	5,024,000.00	0.00	5,024,000.00	5,024,000.00	0.00	0.00	0.00	5,024,000.00	1,471,458.08	0.00	0.00	0.00	1,471,458.08
Pag-IBIG - Civilian	501030200	777,000.00	0.00	777,000.00	777,000.00	0.00	0.00	0.00	777,000.00	196,000.00	0.00	0.00	0.00	196,000.00
PhilHealth - Civilian	501030300	3,470,000.00	0.00	3,470,000.00	3,470,000.00	0.00	0.00	0.00	3,470,000.00	1,075,574.45	0.00	0.00	0.00	1,075,574.45
ECIP - Civilian	501030400	777,000.00	0.00	777,000.00	777,000.00	0.00	0.00	0.00	777,000.00	199,883.63	0.00	0.00	0.00	199,883.63
Other Personnel Benefits	501040000	77,861,000.00	0.00	77,861,000.00	1,649,000.00	0.00	0.00	0.00	1,649,000.00	0.00	0.00	0.00	0.00	0.00
Terminal Leave Benefits - Civilian	501040300	190,000.00	0.00	190,000.00	190,000.00	0.00	0.00	0.00	190,000.00	0.00	0.00	0.00	0.00	0.00
Other Personnel Benefits	501049900	77,671,000.00	0.00	77,671,000.00	1,459,000.00	0.00	0.00	0.00	1,459,000.00	0.00	0.00	0.00	0.00	0.00
Lump-sum for Filing of Positions - Civilian	501049907	76,212,000.00	0.00	76,212,000.00	0.00	0.00	0.00	0.00	0.00	0.00	0.00	0.00	0.00	0.00
Lump-sum for Step Increments - Length of Service	5010499010	834,000.00	0.00	834,000.00	834,000.00	0.00	0.00	0.00	834,000.00	0.00	0.00	0.00	0.00	0.00

Disbursements					Balances			
1st Quarter Ending March 31	2nd Quarter Ending June 30	3rd Quarter Ending Sept. 30	4th Quarter Ending Dec. 31	TOTAL	Unreleased Appropriations	Unobligated Allotments	Unpaid Obligations (15-20)=(23+24)	
16	17	18	19	20=(16+17+18+19)	21=(5-10)	22=(10-15)	Due and Demandable 23	Net Yet Due and Demandable 24
104,315,791.36	0.00	0.00	0.00	104,315,791.36	77,212,000.00	514,621,208.64	0.00	0.00
93,501,371.24	0.00	0.00	0.00	93,501,371.24	77,212,000.00	485,375,628.76	0.00	0.00
87,889,354.25	0.00	0.00	0.00	87,889,354.25	76,212,000.00	341,875,645.75	0.00	0.00
80,950,912.33	0.00	0.00	0.00	80,950,912.33	0.00	255,313,087.67	0.00	0.00
80,590,908.67	0.00	0.00	0.00	80,590,908.67	0.00	253,237,091.33	0.00	0.00
360,003.66	0.00	0.00	0.00	360,003.66	0.00	2,075,996.34	0.00	0.00
5,466,983.84	0.00	0.00	0.00	5,466,983.84	0.00	81,361,016.16	0.00	0.00
3,859,222.47	0.00	0.00	0.00	3,859,222.47	0.00	11,716,777.53	0.00	0.00
75,000.00	0.00	0.00	0.00	75,000.00	0.00	165,000.00	0.00	0.00
44,354.84	0.00	0.00	0.00	44,354.84	0.00	195,645.16	0.00	0.00
1,152,000.00	0.00	0.00	0.00	1,152,000.00	0.00	2,742,000.00	0.00	0.00
8,515.63	0.00	0.00	0.00	8,515.63	0.00	57,484.37	0.00	0.00
1,161.20	0.00	0.00	0.00	1,161.20	0.00	7,838.80	0.00	0.00
235,933.00	0.00	0.00	0.00	235,933.00	0.00	1,946,067.00	0.00	0.00
90,796.70	0.00	0.00	0.00	90,796.70	0.00	434,203.30	0.00	0.00
0.00	0.00	0.00	0.00	0.00	0.00	27,819,000.00	0.00	0.00
0.00	0.00	0.00	0.00	0.00	0.00	3,245,000.00	0.00	0.00
0.00	0.00	0.00	0.00	0.00	0.00	27,819,000.00	0.00	0.00
0.00	0.00	0.00	0.00	0.00	0.00	5,213,000.00	0.00	0.00
0.00	0.00	0.00	0.00	0.00	0.00	3,245,000.00	0.00	0.00
0.00	0.00	0.00	0.00	0.00	0.00	1,968,000.00	0.00	0.00
1,471,458.08	0.00	0.00	0.00	1,471,458.08	0.00	3,552,541.92	0.00	0.00
196,000.00	0.00	0.00	0.00	196,000.00	0.00	581,000.00	0.00	0.00
1,075,574.45	0.00	0.00	0.00	1,075,574.45	0.00	2,394,425.55	0.00	0.00
199,883.63	0.00	0.00	0.00	199,883.63	0.00	577,116.37	0.00	0.00
0.00	0.00	0.00	0.00	0.00	76,212,000.00	1,649,000.00	0.00	0.00
0.00	0.00	0.00	0.00	0.00	0.00	190,000.00	0.00	0.00
0.00	0.00	0.00	0.00	0.00	76,212,000.00	1,459,000.00	0.00	0.00
0.00	0.00	0.00	0.00	0.00	76,212,000.00	0.00	0.00	0.00
0.00	0.00	0.00	0.00	0.00	0.00	834,000.00	0.00	0.00

Department : State Universities and Colleges (SUCs)
 Agency : University of Rizal System
 Operating Unit : < not applicable >
 Organization Code (UACS) : 08 042 000000
 Fund Cluster : 01 Regular Agency Fund

X	Current Year Appropriations
	Supplemental Appropriations
	Continuing Appropriations

(e.g. UACS Fund Cluster: 01-Regular Agency Fund, 02-Foreign Assisted Projects Fund, 03-Special Account-Locally Funded/Domestic Grants Fund, and 04-Special Account-Foreign Assisted/Foreign Grants Fund)

Particulars	UACS CODE	Appropriations			Allotments					Obligations				TOTAL
		Authorized Appropriations	Adjustments (Transfer To/From, Modifications/ Augmentations)	Adjusted Appropriations	Allotments Received	Adjustments (Reductions, Modifications/ Augmentations)	Transfer To	Transfer From	Adjusted Allotments	1st Quarter Ending March 31	2nd Quarter Ending June 30	3rd Quarter Ending Sept. 30	4th Quarter Ending Dec. 31	
1	2	3	4	5=(3+4)	6	7	8	9	10=[(6+(-)7)-8+9]	11	12	13	14	15=(11+12+13+14)
Loyalty Award - Civilian	5010499015	625,000.00	0.00	625,000.00	625,000.00	0.00	0.00	0.00	625,000.00	0.00	0.00	0.00	0.00	0.00
Maintenance and Other Operating Expenses		57,778,000.00	0.00	57,778,000.00	56,778,000.00	0.00	0.00	0.00	56,778,000.00	5,812,016.99	0.00	0.00	0.00	5,812,016.99
Traveling Expenses - Local	5020101000	1,682,000.00	0.00	1,682,000.00	1,682,000.00	0.00	0.00	0.00	1,682,000.00	120,084.27	0.00	0.00	0.00	120,084.27
Training Expenses	5020201000	3,303,000.00	0.00	3,303,000.00	3,303,000.00	0.00	0.00	0.00	3,303,000.00	129,190.00	0.00	0.00	0.00	129,190.00
Supplies and Materials Expenses	5020300000	13,206,000.00	0.00	13,206,000.00	13,206,000.00	0.00	0.00	0.00	13,206,000.00	826,815.49	0.00	0.00	0.00	826,815.49
Office Supplies Expenses	5020301002	12,486,000.00	0.00	12,486,000.00	12,486,000.00	0.00	0.00	0.00	12,486,000.00	826,815.49	0.00	0.00	0.00	826,815.49
Semi-Expendable Machinery and Equipment Expenses	5020321000	720,000.00	0.00	720,000.00	720,000.00	0.00	0.00	0.00	720,000.00	0.00	0.00	0.00	0.00	0.00
Information and Communications Technology Equipment	5020321003	120,000.00	0.00	120,000.00	120,000.00	0.00	0.00	0.00	120,000.00	0.00	0.00	0.00	0.00	0.00
Printing Equipment	5020321011	600,000.00	0.00	600,000.00	600,000.00	0.00	0.00	0.00	600,000.00	0.00	0.00	0.00	0.00	0.00
Utility Expenses	5020400000	21,092,000.00	0.00	21,092,000.00	21,092,000.00	0.00	0.00	0.00	21,092,000.00	2,027,524.61	0.00	0.00	0.00	2,027,524.61
Water Expenses	5020401000	3,688,000.00	0.00	3,688,000.00	3,688,000.00	0.00	0.00	0.00	3,688,000.00	373,180.03	0.00	0.00	0.00	373,180.03
Electricity Expenses	5020402000	17,404,000.00	0.00	17,404,000.00	17,404,000.00	0.00	0.00	0.00	17,404,000.00	1,654,344.58	0.00	0.00	0.00	1,654,344.58
Communication Expenses	5020500000	8,277,000.00	0.00	8,277,000.00	7,777,000.00	0.00	0.00	0.00	7,777,000.00	1,069,705.46	0.00	0.00	0.00	1,069,705.46
Telephone Expenses	5020502000	4,213,000.00	0.00	4,213,000.00	4,213,000.00	0.00	0.00	0.00	4,213,000.00	759,813.12	0.00	0.00	0.00	759,813.12
Internet Subscription Expenses	5020503000	4,064,000.00	0.00	4,064,000.00	3,564,000.00	0.00	0.00	0.00	3,564,000.00	309,892.74	0.00	0.00	0.00	309,892.74
Awards/Rewards and Prizes	5020600000	2,000.00	0.00	2,000.00	2,000.00	0.00	0.00	0.00	2,000.00	2,000.00	0.00	0.00	0.00	2,000.00
Awards/Rewards Expenses	5020601001	2,000.00	0.00	2,000.00	2,000.00	0.00	0.00	0.00	2,000.00	2,000.00	0.00	0.00	0.00	2,000.00
Confidential, Intelligence and Extraordinary Expenses	5021000000	122,000.00	0.00	122,000.00	122,000.00	0.00	0.00	0.00	122,000.00	16,555.66	0.00	0.00	0.00	16,555.66
Extraordinary and Miscellaneous Expenses	5021003000	122,000.00	0.00	122,000.00	122,000.00	0.00	0.00	0.00	122,000.00	16,555.66	0.00	0.00	0.00	16,555.66
Professional Services	5021100000	236,000.00	0.00	236,000.00	236,000.00	0.00	0.00	0.00	236,000.00	11,040.00	0.00	0.00	0.00	11,040.00
Other Professional Services	5021199000	236,000.00	0.00	236,000.00	236,000.00	0.00	0.00	0.00	236,000.00	11,040.00	0.00	0.00	0.00	11,040.00
General Services	5021200000	1,200,000.00	0.00	1,200,000.00	1,200,000.00	0.00	0.00	0.00	1,200,000.00	1,085,376.90	0.00	0.00	0.00	1,085,376.90
Other General Services	5021299000	1,200,000.00	0.00	1,200,000.00	1,200,000.00	0.00	0.00	0.00	1,200,000.00	1,085,376.90	0.00	0.00	0.00	1,085,376.90
Repairs and Maintenance	5021300000	2,670,000.00	0.00	2,670,000.00	2,670,000.00	0.00	0.00	0.00	2,670,000.00	47,170.25	0.00	0.00	0.00	47,170.25
School Buildings	5021304002	1,830,000.00	0.00	1,830,000.00	1,830,000.00	0.00	0.00	0.00	1,830,000.00	29,255.00	0.00	0.00	0.00	29,255.00
Office Equipment	5021305002	210,000.00	0.00	210,000.00	210,000.00	0.00	0.00	0.00	210,000.00	11,480.00	0.00	0.00	0.00	11,480.00
Motor Vehicles	5021306001	420,000.00	0.00	420,000.00	420,000.00	0.00	0.00	0.00	420,000.00	6,435.25	0.00	0.00	0.00	6,435.25
Repairs and Maintenance - Furniture and Fixtures	5021307000	210,000.00	0.00	210,000.00	210,000.00	0.00	0.00	0.00	210,000.00	0.00	0.00	0.00	0.00	0.00
Taxes, Insurance Premiums and Other Fees	5021500000	628,000.00	0.00	628,000.00	628,000.00	0.00	0.00	0.00	628,000.00	40,599.95	0.00	0.00	0.00	40,599.95
Taxes, Duties and Licenses	5021501000	628,000.00	0.00	628,000.00	628,000.00	0.00	0.00	0.00	628,000.00	40,599.95	0.00	0.00	0.00	40,599.95
Labor and Wages	5021600000	1,324,000.00	0.00	1,324,000.00	1,324,000.00	0.00	0.00	0.00	1,324,000.00	0.00	0.00	0.00	0.00	0.00
Other Maintenance and Operating Expenses	5029900000	4,036,000.00	0.00	4,036,000.00	3,536,000.00	0.00	0.00	0.00	3,536,000.00	235,954.00	0.00	0.00	0.00	235,954.00
Advertising Expenses	5029901000	65,000.00	0.00	65,000.00	65,000.00	0.00	0.00	0.00	65,000.00	0.00	0.00	0.00	0.00	0.00
Printing and Publication Expenses	5029902000	155,000.00	0.00	155,000.00	155,000.00	0.00	0.00	0.00	155,000.00	11,400.00	0.00	0.00	0.00	11,400.00
Representation Expenses	5029903000	685,000.00	0.00	685,000.00	685,000.00	0.00	0.00	0.00	685,000.00	187,054.00	0.00	0.00	0.00	187,054.00
Transportation and Delivery Expenses	5029904000	54,000.00	0.00	54,000.00	54,000.00	0.00	0.00	0.00	54,000.00	0.00	0.00	0.00	0.00	0.00
Membership Dues and Contributions to Organizations	5029906000	1,110,000.00	0.00	1,110,000.00	1,110,000.00	0.00	0.00	0.00	1,110,000.00	37,500.00	0.00	0.00	0.00	37,500.00
Subscription Expenses	5029907000	1,467,000.00	0.00	1,467,000.00	1,467,000.00	0.00	0.00	0.00	1,467,000.00	0.00	0.00	0.00	0.00	0.00

Disbursements					Balances			
1st Quarter Ending March 31	2nd Quarter Ending June 30	3rd Quarter Ending Sept. 30	4th Quarter Ending Dec. 31	TOTAL	Unreleased Appropriations	Unobligated Allotments	Unpaid Obligations (15-20)=(23+24)	
16	17	18	19	20=(16+17+18+19)	21=(5-10)	22=(10-15)	Due and Demandable	Not Yet Due and Demandable
23	24							
0.00	0.00	0.00	0.00	0.00	0.00	625,000.00	0.00	0.00
5,612,016.99	0.00	0.00	0.00	5,612,016.99	1,000,000.00	51,165,983.01	0.00	0.00
120,084.27	0.00	0.00	0.00	120,084.27	0.00	1,561,915.73	0.00	0.00
129,190.00	0.00	0.00	0.00	129,190.00	0.00	3,173,810.00	0.00	0.00
826,815.49	0.00	0.00	0.00	826,815.49	0.00	12,379,184.51	0.00	0.00
826,815.49	0.00	0.00	0.00	826,815.49	0.00	11,659,184.51	0.00	0.00
0.00	0.00	0.00	0.00	0.00	0.00	720,000.00	0.00	0.00
0.00	0.00	0.00	0.00	0.00	0.00	120,000.00	0.00	0.00
0.00	0.00	0.00	0.00	0.00	0.00	600,000.00	0.00	0.00
2,027,524.61	0.00	0.00	0.00	2,027,524.61	0.00	19,064,475.39	0.00	0.00
373,180.03	0.00	0.00	0.00	373,180.03	0.00	3,314,819.97	0.00	0.00
1,654,344.58	0.00	0.00	0.00	1,654,344.58	0.00	15,749,655.42	0.00	0.00
1,069,705.86	0.00	0.00	0.00	1,069,705.86	500,000.00	6,707,294.14	0.00	0.00
759,813.12	0.00	0.00	0.00	759,813.12	0.00	3,453,186.88	0.00	0.00
309,892.74	0.00	0.00	0.00	309,892.74	500,000.00	3,254,107.26	0.00	0.00
2,000.00	0.00	0.00	0.00	2,000.00	0.00	0.00	0.00	0.00
2,000.00	0.00	0.00	0.00	2,000.00	0.00	0.00	0.00	0.00
16,555.66	0.00	0.00	0.00	16,555.66	0.00	105,444.34	0.00	0.00
16,555.66	0.00	0.00	0.00	16,555.66	0.00	105,444.34	0.00	0.00
11,040.00	0.00	0.00	0.00	11,040.00	0.00	224,960.00	0.00	0.00
11,040.00	0.00	0.00	0.00	11,040.00	0.00	224,960.00	0.00	0.00
1,085,376.90	0.00	0.00	0.00	1,085,376.90	0.00	114,623.10	0.00	0.00
1,085,376.90	0.00	0.00	0.00	1,085,376.90	0.00	114,623.10	0.00	0.00
47,170.25	0.00	0.00	0.00	47,170.25	0.00	2,622,829.75	0.00	0.00
29,255.00	0.00	0.00	0.00	29,255.00	0.00	1,800,745.00	0.00	0.00
11,480.00	0.00	0.00	0.00	11,480.00	0.00	198,520.00	0.00	0.00
6,435.25	0.00	0.00	0.00	6,435.25	0.00	413,564.75	0.00	0.00
0.00	0.00	0.00	0.00	0.00	0.00	210,000.00	0.00	0.00
40,599.95	0.00	0.00	0.00	40,599.95	0.00	587,400.05	0.00	0.00
40,599.95	0.00	0.00	0.00	40,599.95	0.00	587,400.05	0.00	0.00
0.00	0.00	0.00	0.00	0.00	0.00	1,324,000.00	0.00	0.00
235,954.00	0.00	0.00	0.00	235,954.00	500,000.00	3,300,046.00	0.00	0.00
0.00	0.00	0.00	0.00	0.00	0.00	65,000.00	0.00	0.00
11,400.00	0.00	0.00	0.00	11,400.00	0.00	143,600.00	0.00	0.00
187,054.00	0.00	0.00	0.00	187,054.00	0.00	497,946.00	0.00	0.00
0.00	0.00	0.00	0.00	0.00	0.00	54,000.00	0.00	0.00
37,500.00	0.00	0.00	0.00	37,500.00	0.00	1,072,500.00	0.00	0.00
0.00	0.00	0.00	0.00	0.00	0.00	1,467,000.00	0.00	0.00

Department : State Universities and Colleges (SUCs)
 Agency : University of Rizal System
 Operating Unit : < not applicable >
 Organization Code (UACS) : 08 042 000000
 Fund Cluster : 01 Regular Agency Fund

X	Current Year Appropriations
	Supplemental Appropriations
	Continuing Appropriations

(e.g. UACS Fund Cluster: 01-Regular Agency Fund, 02-Foreign Assisted Projects Fund, 03-Special Account-Locally Funded/Domestic Grants Fund, and 04-Special Account-Foreign Assisted/Foreign Grants Fund)

Particulars	UACS CODE	Appropriations			Allotments					Obligations				TOTAL
		Authorized Appropriations	Adjustments (Transfer To/From, Modifications/ Augmentations)	Adjusted Appropriations	Allotments Received	Adjustments (Reductions, Modifications/ Augmentations)	Transfer To	Transfer From	Adjusted Allotments	1st Quarter Ending March 31	2nd Quarter Ending June 30	3rd Quarter Ending Sept. 30	4th Quarter Ending Dec. 31	
1	2	3	4	5=(3+4)	6	7	8	9	10=[(6+(-)7)-8+9]	11	12	13	14	15=(11+12+13+14)
Other Maintenance and Operating Expenses	5029999000	500,000.00	0.00	500,000.00	0.00	0.00	0.00	0.00	0.00	0.00	0.00	0.00	0.00	0.00
Capital Outlays		92,334,000.00	0.00	92,334,000.00	92,334,000.00	0.00	0.00	0.00	92,334,000.00	0.00	0.00	0.00	0.00	0.00
Property, Plant and Equipment Outlay	5060400000	92,334,000.00	0.00	92,334,000.00	92,334,000.00	0.00	0.00	0.00	92,334,000.00	0.00	0.00	0.00	0.00	0.00
Infrastructure Outlay	5060403000	4,500,000.00	0.00	4,500,000.00	4,500,000.00	0.00	0.00	0.00	4,500,000.00	0.00	0.00	0.00	0.00	0.00
Communication Networks	5060403006	4,500,000.00	0.00	4,500,000.00	4,500,000.00	0.00	0.00	0.00	4,500,000.00	0.00	0.00	0.00	0.00	0.00
Buildings and Other Structures	5060404000	62,534,000.00	0.00	62,534,000.00	62,534,000.00	0.00	0.00	0.00	62,534,000.00	0.00	0.00	0.00	0.00	0.00
School Buildings	5060404002	19,000,000.00	0.00	19,000,000.00	19,000,000.00	0.00	0.00	0.00	19,000,000.00	0.00	0.00	0.00	0.00	0.00
Hostels and Dormitories	5060404006	43,534,000.00	0.00	43,534,000.00	43,534,000.00	0.00	0.00	0.00	43,534,000.00	0.00	0.00	0.00	0.00	0.00
Machinery and Equipment Outlay	5060405000	25,300,000.00	0.00	25,300,000.00	25,300,000.00	0.00	0.00	0.00	25,300,000.00	0.00	0.00	0.00	0.00	0.00
Information and Communication Technology Equipment	5060405003	23,500,000.00	0.00	23,500,000.00	23,500,000.00	0.00	0.00	0.00	23,500,000.00	0.00	0.00	0.00	0.00	0.00
Printing Equipment	5060405012	1,800,000.00	0.00	1,800,000.00	1,800,000.00	0.00	0.00	0.00	1,800,000.00	0.00	0.00	0.00	0.00	0.00
B. AUTOMATIC APPROPRIATIONS		40,060,000.00	0.00	40,060,000.00	40,060,000.00	0.00	0.00	0.00	40,060,000.00	10,814,420.12	0.00	0.00	0.00	10,814,420.12
Retirement and Life Insurance Premiums		40,060,000.00	0.00	40,060,000.00	40,060,000.00	0.00	0.00	0.00	40,060,000.00	10,814,420.12	0.00	0.00	0.00	10,814,420.12
GRAND TOTAL		696,149,000.00	0.00	696,149,000.00	618,937,000.00	0.00	0.00	0.00	618,937,000.00	104,315,791.36	0.00	0.00	0.00	104,315,791.36

For the President:


 MIAN N. FRANCISCO

Budget Officer

Date: 2021-04-25 21:45:49


 SHIRLEY R. MARTY

Director, Finance Services

Date: 2021-04-25 21:45:49

NANCY T. PASCUAL, Ed.D.RGC.

SUC President

Date: 2021-04-25 21:45:49

RENATO F. DE LEMON, Ph.D.

Vice President for Administration and Finance

Date: 2021-04-26 00:17:17

Disbursements					Balances			
1st Quarter Ending March 31	2nd Quarter Ending June 30	3rd Quarter Ending Sept. 30	4th Quarter Ending Dec. 31	TOTAL	Unreleased Appropriations	Unobligated Allotments	Unpaid Obligations (15-20)=(23+24)	
16	17	18	19	20=(16+17+18+19)	21=(5-10)	22=(10-15)	Due and Demandable 23	Not Yet Due and Demandable 24
0.00	0.00	0.00	0.00	0.00	500,000.00	0.00	0.00	0.00
0.00	0.00	0.00	0.00	0.00	0.00	92,334,000.00	0.00	0.00
0.00	0.00	0.00	0.00	0.00	0.00	92,334,000.00	0.00	0.00
0.00	0.00	0.00	0.00	0.00	0.00	4,500,000.00	0.00	0.00
0.00	0.00	0.00	0.00	0.00	0.00	4,500,000.00	0.00	0.00
0.00	0.00	0.00	0.00	0.00	0.00	62,534,000.00	0.00	0.00
0.00	0.00	0.00	0.00	0.00	0.00	19,000,000.00	0.00	0.00
0.00	0.00	0.00	0.00	0.00	0.00	43,534,000.00	0.00	0.00
0.00	0.00	0.00	0.00	0.00	0.00	25,300,000.00	0.00	0.00
0.00	0.00	0.00	0.00	0.00	0.00	23,500,000.00	0.00	0.00
0.00	0.00	0.00	0.00	0.00	0.00	1,800,000.00	0.00	0.00
10,814,420.12	0.00	0.00	0.00	10,814,420.12	0.00	29,245,579.88	0.00	0.00
10,814,420.12	0.00	0.00	0.00	10,814,420.12	0.00	29,245,579.88	0.00	0.00
104,315,791.36	0.00	0.00	0.00	104,315,791.36	77,212,000.00	514,621,208.64	0.00	0.00

SUMMARY OF APPROPRIATIONS, ALLOTMENTS, OBLIGATIONS, DISBURSEMENTS AND BALANCES BY OBJECT OF EXPENDITURES
As at the Quarter Ending March 31, 2021


Department: State Universities and Colleges (SUCs)
 Agency/Entity: University of Rizal System
 Operating Unit: < not applicable >
 Organization Code (UACS): 08 042 000000
 Fund Cluster: 01 Regular Agency Fund


	Current Year Appropriations
	Supplemental Appropriations
X	Continuing Appropriations

(e.g. UACS Fund Cluster: 01-Regular Agency Fund, 02-Foreign Assisted Projects Fund, 03-Special Account-Locally Funded/Domestic Grants Fund, and 04-Special Account-Foreign Assisted/Foreign Grants Fund)


Particulars	UACS CODE	Appropriations			Allotments					Obligations				
		Authorized Appropriations	Adjustments (Transfer To/From, Modifications/ Augmentations)	Adjusted Appropriations	Allotments Received	Adjustments (Reductions, Modifications/ Augmentations)	Transfer To	Transfer From	Adjusted Allotments	1st Quarter Ending March 31	2nd Quarter Ending June 30	3rd Quarter Ending Sept. 30	4th Quarter Ending Dec. 31	TOTAL
1	2	3	4	5=(3+4)	6	7	8	9	10=[(6+(-)7)-8+9]	11	12	13	14	15=(11+12+13+14)
SUMMARY		2,906,811.00	0.00	2,906,811.00	2,906,811.00	0.00	0.00	0.00	2,906,811.00	0.00	0.00	0.00	0.00	0.00
I. CONTINUING APPROPRIATIONS		2,906,811.00	0.00	2,906,811.00	2,906,811.00	0.00	0.00	0.00	2,906,811.00	0.00	0.00	0.00	0.00	0.00
I. Agency Specific Budget		2,906,811.00	0.00	2,906,811.00	2,906,811.00	0.00	0.00	0.00	2,906,811.00	0.00	0.00	0.00	0.00	0.00
Capital Outlays		2,906,811.00	0.00	2,906,811.00	2,906,811.00	0.00	0.00	0.00	2,906,811.00	0.00	0.00	0.00	0.00	0.00
Property, Plant and Equipment Outlay	5060400000	2,906,811.00	0.00	2,906,811.00	2,906,811.00	0.00	0.00	0.00	2,906,811.00	0.00	0.00	0.00	0.00	0.00
Machinery and Equipment Outlay	5060405000	2,544,403.00	0.00	2,544,403.00	2,544,403.00	0.00	0.00	0.00	2,544,403.00	0.00	0.00	0.00	0.00	0.00
Technical and Scientific Equipment	5060405014	1,835,291.00	0.00	1,835,291.00	1,835,291.00	0.00	0.00	0.00	1,835,291.00	0.00	0.00	0.00	0.00	0.00
Other Machinery and Equipment	5060405099	709,112.00	0.00	709,112.00	709,112.00	0.00	0.00	0.00	709,112.00	0.00	0.00	0.00	0.00	0.00
Furniture, Fixtures and Books Outlay	5060407000	362,408.00	0.00	362,408.00	362,408.00	0.00	0.00	0.00	362,408.00	0.00	0.00	0.00	0.00	0.00
Furniture and Fixtures	5060407001	362,408.00	0.00	362,408.00	362,408.00	0.00	0.00	0.00	362,408.00	0.00	0.00	0.00	0.00	0.00
GRAND TOTAL		2,906,811.00	0.00	2,906,811.00	2,906,811.00	0.00	0.00	0.00	2,906,811.00	0.00	0.00	0.00	0.00	0.00

For the President:


 MIAN N. FRANCISCO
 Budget Officer
 Date: 2021-04-25 21:45:49


 SHIRLEY R. MARTY
 Director, Finance Services
 Date: 2021-04-25 21:45:49

NANCY T. PASCUAL, Ed.D,RGC.
 SUC President
 Date: 2021-04-26 00:17:17


 RENATO F. DE LEMON, Ph.D.
 Vice President for Administration and Finance
 Date: 2021-04-26 00:30:19

Disbursements					Balances			
1st Quarter Ending March 31	2nd Quarter Ending June 30	3rd Quarter Ending Sept. 30	4th Quarter Ending Dec. 31	TOTAL	Unreleased Appropriations	Unobligated Allotments	Unpaid Obligations (15-20)=(23+24)	
16	17	18	19	20=(16+17+18+19)	21=(5-10)	22=(10-15)	Due and Demandable 23	Not Yet Due and Demandable 24
0.00	0.00	0.00	0.00	0.00	0.00	2,906,811.00	0.00	0.00
0.00	0.00	0.00	0.00	0.00	0.00	2,906,811.00	0.00	0.00
0.00	0.00	0.00	0.00	0.00	0.00	2,906,811.00	0.00	0.00
0.00	0.00	0.00	0.00	0.00	0.00	2,906,811.00	0.00	0.00
0.00	0.00	0.00	0.00	0.00	0.00	2,544,403.00	0.00	0.00
0.00	0.00	0.00	0.00	0.00	0.00	1,835,291.00	0.00	0.00
0.00	0.00	0.00	0.00	0.00	0.00	709,112.00	0.00	0.00
0.00	0.00	0.00	0.00	0.00	0.00	362,408.00	0.00	0.00
0.00	0.00	0.00	0.00	0.00	0.00	362,408.00	0.00	0.00
0.00	0.00	0.00	0.00	0.00	0.00	2,906,811.00	0.00	0.00