


**STATEMENT OF APPROVED BUDGET, UTILIZATIONS, DISBURSEMENTS AND BALANCES**  
 (For Off-Budgetary Funds)  
 As at the Quarter Ending March 31, 2020


Department : State Universities and Colleges (SUCs)  
 Agency/Entity : University of Rizal System  
 Operating Unit : < not applicable >  
 Organization Code : 08 042 0000000  
 Fund Cluster : 05 Internally Generated Funds  
 (e.g. UACS Fund Cluster: 05-Internally Generated Funds and 06-Business Related Funds)

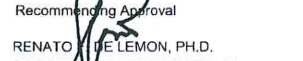
Particulars	UACS CODE	Approved Budget			Utilizations					Disbursements					Balances		
		Approved Budgeted Revenue	Adjustments (Reductions, Modifications/ Augmentations)	Adjusted Budgeted Revenue	1st Quarter Ending March 31	2nd Quarter Ending June 30	3rd Quarter Ending Sept. 30	4th Quarter Ending Dec. 31	Total	1st Quarter Ending March 31	2nd Quarter Ending June 30	3rd Quarter Ending Sept. 30	4th Quarter Ending Dec. 31	TOTAL	Unutilized Budget	Unpaid Obligations (10-15)=(17+18)	
																5=(3+(-)4)	10=(6+7+8+9)
1	2	3	4	5	6	7	8	9	10	11	12	13	14	15	16	17	18
General Administration and Support	10000000000000	28,562,609.00	0.00	28,562,609.00	2,414,329.51	0.00	0.00	0.00	2,414,329.51	2,414,329.51	0.00	0.00	0.00	2,414,329.51	26,148,279.49	0.00	0.00
General Management and Supervision	100000100001000	28,562,609.00	0.00	28,562,609.00	2,414,329.51	0.00	0.00	0.00	2,414,329.51	2,414,329.51	0.00	0.00	0.00	2,414,329.51	26,148,279.49	0.00	0.00
PS		10,977,822.00	0.00	10,977,822.00	2,333,039.95	0.00	0.00	0.00	2,333,039.95	2,333,039.95	0.00	0.00	0.00	2,333,039.95	8,644,782.05	0.00	0.00
MOOE		7,093,782.00	0.00	7,093,782.00	81,289.56	0.00	0.00	0.00	81,289.56	81,289.56	0.00	0.00	0.00	81,289.56	7,012,492.44	0.00	0.00
CO		10,481,005.00	0.00	10,481,005.00	0.00	0.00	0.00	0.00	0.00	0.00	0.00	0.00	0.00	0.00	10,481,005.00	0.00	0.00
Sub-Total, General Administration and Support		28,562,609.00	0.00	28,562,609.00	2,414,329.51	0.00	0.00	0.00	2,414,329.51	2,414,329.51	0.00	0.00	0.00	2,414,329.51	26,148,279.49	0.00	0.00
PS		10,977,822.00	0.00	10,977,822.00	2,333,039.95	0.00	0.00	0.00	2,333,039.95	2,333,039.95	0.00	0.00	0.00	2,333,039.95	8,644,782.05	0.00	0.00
MOOE		7,093,782.00	0.00	7,093,782.00	81,289.56	0.00	0.00	0.00	81,289.56	81,289.56	0.00	0.00	0.00	81,289.56	7,012,492.44	0.00	0.00
FinEx (if Applicable)		0.00	0.00	0.00	0.00	0.00	0.00	0.00	0.00	0.00	0.00	0.00	0.00	0.00	0.00	0.00	0.00
CO		10,481,005.00	0.00	10,481,005.00	0.00	0.00	0.00	0.00	0.00	0.00	0.00	0.00	0.00	0.00	10,481,005.00	0.00	0.00
Operations	3000000000000000	122,348,651.00	0.00	122,348,651.00	14,657,829.92	0.00	0.00	0.00	14,657,829.92	14,657,829.92	0.00	0.00	0.00	14,657,829.92	107,690,821.08	0.00	0.00
OO : Relevant and quality tertiary education ensured to achieve inclusive growth and access of poor but deserving students to quality tertiary education increased	3100000000000000	103,495,528.00	0.00	103,495,528.00	14,083,700.12	0.00	0.00	0.00	14,083,700.12	14,083,700.12	0.00	0.00	0.00	14,083,700.12	89,411,827.88	0.00	0.00
HIGHER EDUCATION PROGRAM	3101000000000000	103,495,528.00	0.00	103,495,528.00	14,083,700.12	0.00	0.00	0.00	14,083,700.12	14,083,700.12	0.00	0.00	0.00	14,083,700.12	89,411,827.88	0.00	0.00
Provision of Higher Education Services	3101001000002000	103,495,528.00	0.00	103,495,528.00	14,083,700.12	0.00	0.00	0.00	14,083,700.12	14,083,700.12	0.00	0.00	0.00	14,083,700.12	89,411,827.88	0.00	0.00
PS		59,823,588.00	0.00	59,823,588.00	6,517,212.33	0.00	0.00	0.00	6,517,212.33	6,517,212.33	0.00	0.00	0.00	6,517,212.33	51,306,375.67	0.00	0.00
MOOE		42,971,940.00	0.00	42,971,940.00	5,566,487.79	0.00	0.00	0.00	5,566,487.79	5,566,487.79	0.00	0.00	0.00	5,566,487.79	37,405,452.21	0.00	0.00
CO		700,000.00	0.00	700,000.00	0.00	0.00	0.00	0.00	0.00	0.00	0.00	0.00	0.00	0.00	700,000.00	0.00	0.00
OO : Higher education research improved to promote economic productivity and innovation	3200000000000000	14,454,459.00	0.00	14,454,459.00	519,938.80	0.00	0.00	0.00	519,938.80	519,938.80	0.00	0.00	0.00	519,938.80	13,934,520.20	0.00	0.00
ADVANCED EDUCATION PROGRAM	3201000000000000	7,682,206.00	0.00	7,682,206.00	150,026.42	0.00	0.00	0.00	150,026.42	150,026.42	0.00	0.00	0.00	150,026.42	7,532,179.58	0.00	0.00
Provision of Advanced Education Services	3201001000001000	7,682,206.00	0.00	7,682,206.00	150,026.42	0.00	0.00	0.00	150,026.42	150,026.42	0.00	0.00	0.00	150,026.42	7,532,179.58	0.00	0.00
PS		6,722,863.00	0.00	6,722,863.00	150,026.42	0.00	0.00	0.00	150,026.42	150,026.42	0.00	0.00	0.00	150,026.42	6,572,866.58	0.00	0.00
MOOE		959,313.00	0.00	959,313.00	0.00	0.00	0.00	0.00	0.00	0.00	0.00	0.00	0.00	0.00	959,313.00	0.00	0.00
CO		0.00	0.00	0.00	0.00	0.00	0.00	0.00	0.00	0.00	0.00	0.00	0.00	0.00	0.00	0.00	0.00
RESEARCH PROGRAM	3202000000000000	6,772,253.00	0.00	6,772,253.00	369,912.38	0.00	0.00	0.00	369,912.38	369,912.38	0.00	0.00	0.00	369,912.38	6,402,340.62	0.00	0.00
Conduct of Research Services, including P1,000,000 for Research Rewards/incentives	3202001000001000	6,772,253.00	0.00	6,772,253.00	369,912.38	0.00	0.00	0.00	369,912.38	369,912.38	0.00	0.00	0.00	369,912.38	6,402,340.62	0.00	0.00
PS		2,429,354.00	0.00	2,429,354.00	369,912.38	0.00	0.00	0.00	369,912.38	369,912.38	0.00	0.00	0.00	369,912.38	2,059,441.62	0.00	0.00
MOOE		4,342,899.00	0.00	4,342,899.00	0.00	0.00	0.00	0.00	0.00	0.00	0.00	0.00	0.00	0.00	4,342,899.00	0.00	0.00


Department : State Universities and Colleges (SUCs)  
 Agency/Entity : University of Rizal System  
 Operating Unit : < not applicable >  
 Organization Code : 08 042 0000000  
 Fund Cluster : 05 Internally Generated Funds  
 (e.g. UACS Fund Cluster: 05-Internally Generated Funds and 06-Business Related Funds)

Particulars	UACS CODE	Approved Budget			Utilizations					Disbursements				Balances				
		Approved Budgeted Revenue	Adjustments (Reductions, Modifications/ Augmentations)	Adjusted Budgeted Revenue	1st Quarter Ending March 31	2nd Quarter Ending June 30	3rd Quarter Ending Sept. 30	4th Quarter Ending Dec. 31	Total	1st Quarter Ending March 31	2nd Quarter Ending June 30	3rd Quarter Ending Sept. 30	4th Quarter Ending Dec. 31	TOTAL	Unutilized Budget	Unpaid Obligations (10-15)=(17+18)		
																Due and Demandable	Not Yet Due and Demandable	
1	2	3	4	5=([3+(-)4])	6	7	8	9	10=(6+7+8+9)	11	12	13	14	15=(11+12+13+14)	16=(5-10)	17	18	
CO		0.00	0.00	0.00	0.00	0.00	0.00	0.00	0.00	0.00	0.00	0.00	0.00	0.00	0.00	0.00	0.00	0.00
OO Community engagement increased	3300000000000000	4,398,664.00	0.00	4,398,664.00	54,191.00	0.00	0.00	0.00	54,191.00	54,191.00	0.00	0.00	0.00	54,191.00	4,344,473.00	0.00	0.00	0.00
TECHNICAL ADVISORY EXTENSION PROGRAM	3301000000000000	4,398,664.00	0.00	4,398,664.00	54,191.00	0.00	0.00	0.00	54,191.00	54,191.00	0.00	0.00	0.00	54,191.00	4,344,473.00	0.00	0.00	0.00
Provision of Extension Services	3301001000010000	4,398,664.00	0.00	4,398,664.00	54,191.00	0.00	0.00	0.00	54,191.00	54,191.00	0.00	0.00	0.00	54,191.00	4,344,473.00	0.00	0.00	0.00
PS		1,289,570.00	0.00	1,289,570.00	54,191.00	0.00	0.00	0.00	54,191.00	54,191.00	0.00	0.00	0.00	54,191.00	1,235,379.00	0.00	0.00	0.00
MOOE		2,109,094.00	0.00	2,109,094.00	0.00	0.00	0.00	0.00	0.00	0.00	0.00	0.00	0.00	0.00	2,109,094.00	0.00	0.00	0.00
CO		1,000,000.00	0.00	1,000,000.00	0.00	0.00	0.00	0.00	0.00	0.00	0.00	0.00	0.00	0.00	1,000,000.00	0.00	0.00	0.00
Sub-Total, Operations		122,348,651.00	0.00	122,348,651.00	14,657,829.92	0.00	0.00	0.00	14,657,829.92	14,657,829.92	0.00	0.00	0.00	14,657,829.92	107,690,821.08	0.00	0.00	0.00
PS		70,265,405.00	0.00	70,265,405.00	9,091,342.13	0.00	0.00	0.00	9,091,342.13	9,091,342.13	0.00	0.00	0.00	9,091,342.13	61,174,062.87	0.00	0.00	0.00
MOOE		50,383,246.00	0.00	50,383,246.00	5,566,487.79	0.00	0.00	0.00	5,566,487.79	5,566,487.79	0.00	0.00	0.00	5,566,487.79	44,816,758.21	0.00	0.00	0.00
FinEx (if Applicable)		0.00	0.00	0.00	0.00	0.00	0.00	0.00	0.00	0.00	0.00	0.00	0.00	0.00	0.00	0.00	0.00	0.00
CO		1,700,000.00	0.00	1,700,000.00	0.00	0.00	0.00	0.00	0.00	0.00	0.00	0.00	0.00	0.00	1,700,000.00	0.00	0.00	0.00
GRAND TOTAL		150,911,260.00	0.00	150,911,260.00	17,072,159.43	0.00	0.00	0.00	17,072,159.43	17,072,159.43	0.00	0.00	0.00	17,072,159.43	133,839,100.57	0.00	0.00	0.00
PS		81,243,227.00	0.00	81,243,227.00	11,424,382.08	0.00	0.00	0.00	11,424,382.08	11,424,382.08	0.00	0.00	0.00	11,424,382.08	69,818,844.92	0.00	0.00	0.00
MOOE		57,477,028.00	0.00	57,477,028.00	5,647,777.35	0.00	0.00	0.00	5,647,777.35	5,647,777.35	0.00	0.00	0.00	5,647,777.35	51,829,250.65	0.00	0.00	0.00
FinEx (if Applicable)		0.00	0.00	0.00	0.00	0.00	0.00	0.00	0.00	0.00	0.00	0.00	0.00	0.00	0.00	0.00	0.00	0.00
CO		12,191,005.00	0.00	12,191,005.00	0.00	0.00	0.00	0.00	0.00	0.00	0.00	0.00	0.00	0.00	12,191,005.00	0.00	0.00	0.00

Certified Correct:  
  
 MIAN N. FRANCISCO  
 Budget Officer  
 Date: 2020-10-27 16:04:51.0

Certified Correct:  
  
 SHIRLEY R. MARTY  
 Director, FMS  
 Date: 2020-10-27 16:04:51.0

Recommending Approval  
  
 RENATO DE LEON, PH.D.  
 Vice President for Administration and Finance  
 Date: 2020-10-27 16:07:

Approved By:  
  
 NANCY T. PASCUAL, ED.D.  
 SUC President  
 Date: 2020-10-27 16:29: