

PERFORMANCE INDICATOR - September 30, 2019

Department: State Universities and Colleges (SUCs)
 Agency: University of Rizal System
 Organization Code 08 042 0000000

Particulars	UACS CODE	Physical Target (Budget Year)					Physical Accomplishment (Budget Year)					Variance	Remarks
		1st Quarter	2nd Quarter	3rd Quarter	4th Quarter	Total	1st Quarter	2nd Quarter	3rd Quarter	4th Quarter	Total		
1	2	3	4	5	6	7	8	9	10	11	12	13	14
HIGHER EDUCATION PROGRAM	31010000000000												
OO : Relevant and quality tertiary education ensured to													
Outcome Indicators													
1. Percentage of first-time licensure exam-takers that pass the licensure exams		53%	53%	53%	53%	53%	12.5%	48.37%	98.13%				
2. Percentage of graduates (2 years prior) that are employed			11%	5%	5%	21%		30%					
Output Indicators													
1. Percentage of undergraduate student population enrolled in CHED-identified and RDC-identified priority programs				97%		97%			98.73%				
2. Percentage of undergraduate programs with accreditation		27%		25%	25%	77%	88.23%		65.77%				
ADVANCED EDUCATION PROGRAM	32010000000000												
OO : Higher education research improved to													
Outcome Indicator													
1. Percentage of graduate school faculty engaged in research work applied in any of the following:													
a. pursuing advanced research degree programs (Ph.D)		19%		19%		38%		18%	18.84%				
b. actively pursuing in the last three (3) years (investigative research, basic and applied scientific research, policy research, social science research)				26%	20%	46%			84.21%				
c. producing technologies for commercialization or livelihood improvement				15%	16%	31%		6%	1.89%				
d. whose research work resulted in an extension program			2%	5%	5%	12%		5%	48.68%				
Output Indicators													
1. Percentage of graduate students enrolled in research degree programs		20%		20%		40%			89.21%				
2. Percentage of accredited graduate programs		60%		10%	20%	90%	90.48%						

RESEARCH PROGRAM	32020000000000												
OO Higher education research improved to													
Outcome Indicator													
1. Number of research outputs in the last three years utilized by the industry or by other beneficiaries				2	2	4		4					
Output Indicators													
1. Number of research outputs completed within the year				15	13	28		10	18				
2. Percentage of research outputs published				12%	5%	17%		0	14.28%				


This report was generated using the Unified Reporting System on 15/10/2019 01:10

Page 1 of


Department: State Universities and Colleges (SUCs)
Agency: University of Rizal System
Organization Code 08 042 0000000

Particulars	UACS CODE	Physical Target (Budget Year)					Physical Accomplishment (Budget Year)					Variance	Remarks
		1st Quarter	2nd Quarter	3rd Quarter	4th Quarter	Total	1st Quarter	2nd Quarter	3rd Quarter	4th Quarter	Total		
1	2	3	4	5	6	7	8	9	10	11	12	13	14
in internationally-refereed or CHED recognized journal within the year													
TECHNICAL ADVISORY EXTENSION	33010000000000												
OO Community engagement increased													
Outcome Indicator													
1. Number of active partnerships with LGUs, industries, NGOs, NGAs, SMEs, and other stakeholders as a result of extension activities		5	3	2	2	12	15						
Output Indicators													
1. Number of trainees weighted by the length of training		1,000	950	1,000	1,000	3,950	444	608	274				
2. Number of extension programs organized and supported consistent with the SUC's mandated and priority programs		4	4	4		12	8		12				
3. Percentage of beneficiaries who rate the training course/s and advisory services as satisfactory or higher in terms of quality and relevance					85%	85%	100%						


Prepared By:


CASTRO ROMMEL RAMOS
Planning Officer
Date: 10/14/19 10:11 AM

In coordination with:


DE LEMON RENATO FRANCISCO
Budget Officer
Date: 10/15/19 8:45 AM

Approved By:


CANAPI MARITA RANA
Date: 10/15/19 8:55 AM