

QUARTERLY PHYSICAL REPORT OF OPERATION

As of September 30, 2020

State Universities and Colleges (SUCs)

Agency :

< not applicable >

Organization Code (UACS) :

Particulars	UACS CODE	Physical Target (Budget Year)					Physical Accomplishment (Budget Year)					Variance	Remarks
		1st Quarter	2nd Quarter	3rd Quarter	4th Quarter	Total	1st Quarter	2nd Quarter	3rd Quarter	4th Quarter	Total		
1	2	3	4	5	6	7	8	9	10	11	12	13	14
HIGHER EDUCATION PROGRAM	31010000000000												
OO Relevant and quality tertiary education ensured to													
Outcome Indicators													
1 Percentage of first-time licensure exam-takers that pass the licensure exams		54%	54%	54%	54%	54%	33.33%						
2 Percentage of graduates (2 years prior) that are employed		2%	10%	5%	5%	22%	2%	10%	5%				
Output Indicators													
1 Percentage of undergraduate student population enrolled in CHED-identified and RDC-identified priority programs				98%		98%	98.85%						
2 Percentage of undergraduate programs with accreditation				40%	38%	78%	80.77%						
ADVANCED EDUCATION PROGRAM	32010000000000												
OO Higher education research improved to promote													
Outcome Indicator													
1 Percentage of graduate school faculty engaged in research work applied in any of the following													
a pursuing advanced research degree programs (Ph D)				19%	19%	38%			19%				
b actively pursuing in the last three (3) years (investigative research, basic and applied scientific research, policy research, social science research)				27%	20%	47%			27%				
c producing technologies for commercialization or livelihood improvement				15%	16%	31%							
d whose research work resulted in an extension program			1%	6%	6%	13%		1%					
Output Indicators													
1 Percentage of graduate students enrolled in research degree programs				40%		40%			89.66				
2 Percentage of accredited graduate programs				51%	40%	91%							
RESEARCH PROGRAM	32020000000000												
OO Higher education research improved to promote													
Outcome Indicator													
1 Number of research outputs in the last three years utilized by the industry or by other beneficiaries				3	2	5							
Output Indicators													
1 Number of research outputs completed				16	13	29			9				

State Universities and Colleges (SUCs)


Agency :

< not applicable >

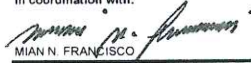
Organization Code (UACS) :

Particulars	UACS CODE ^A	Physical Target (Budget Year)					Physical Accomplishment (Budget Year)					Variance	Remarks
		1st Quarter	2nd Quarter	3rd Quarter	4th Quarter	Total	1st Quarter	2nd Quarter	3rd Quarter	4th Quarter	Total		
1	2	3	4	5	6	7	8	9	10	11	12	13	14
within the year													
2 Percentage of research outputs published in internationally-refereed or CHED recognized journal within the year				13%	5%	18%							
TECHNICAL ADVISORY EXTENSION PROGRAM	33010000000000												
OO Community engagement increased													
Outcome Indicator													
1 Number of active partnerships with LGUs, industries, NGOs, NGAs, SMEs, and other stakeholders as a result of extension activities		2	3	4	4	13	8	7	0				
Output Indicators													
1 Number of trainees weighted by the length of training		500	1100	1350	1089	4,039	505	38	405				
2 Number of extension programs organized and supported consistent with the SUC's mandated and priority programs		2	4	3	4	13	4	2	4				
3 Percentage of beneficiaries who rate the training course/s and advisory services as satisfactory or higher in terms of quality and relevance					86%	86%		100%					


Prepared By:


 RENNIE MAE SG. DE LEMON
 Director, UPMEQ

In coordination with:


 MIAN N. FRANCISCO
 University Budget Officer

Approved By:


 NANCY T. PASCUAL, Ed.D.
 University President