


Department/Agency:UNIVERSITY OF RIZAL SYSTEM

FORM A




MFOS AND PERFORMANCE INDICATORS	DEPARTMENT FY 2013 ACTUAL ACCOMPLISHMENT	DEPARTMENT FY 2014 TARGET	RESPONSIBLE BUREAUS/OFFICES	DEPARTMENT FY 2014 ACTUAL ACCOMPLISHMENT	ACCOMPLISHMEN T RATE	REMARKS
(1)	(2)	(3)	(4)	(5)	(6)	(7)
MFO 1: HIGHER EDUCATION SERVICES						
Total number of graduates	2,400	3,200	All Colleges	3,398	106%	3345 graduated in priority/mandated program from the total of 3398 graduates.
Percentage of total graduates that are in priority courses	78%	78%	Colleges offering Priority Course	98.44%	126%	Those who graduated in short-term Tech-Voc and Pre-Bacc courses are not counted as priority including the BS Office
Average passing percentage of licensure exams by the SUC graduates/national average percentage passing across all disciplines covered by the SUC	90%	100%	Colleges of Accountancy, Agriculture, Education, Engineering and Social Work	251.00%	251%	874 board passers out of 1003 first board takers or a total passing rate of 87.14% were achieved by the University in PRC-regulated programs. The divisor used for computing this indicator is not validated.
Percentage of programs accredited at Level 1	5%	10%	Colleges with Program schedule	33%	330%	23 programs are Level I accredited by AACUP out of 84 programs. This accomplishment are high because many programs were subjected to Level I accreditation
Percentage of programs accredited at Level 2	2%	8%	Colleges with Program scheduled for Level II Accreditation	9%	108%	6 programs out of 69 baccalaureate programs are Level II accredited/reaccredited by AACUP.
Percentage of programs accredited at Level 3	10%	15%	Colleges with Program scheduled for Level III Accreditation	15%	100%	11 programs out of 69 baccalaureate programs are Level II accredited/reaccredited by AACUP.
MFO 2: ADVANCED EDUCATION SERVICES						
Total number of graduates	72	85	Campuses with offering Graduate Programs	78	92%	78 graduate students were able to complete their studies based on report of the university registrar
Percentage of graduates engaged in employment within 6 months of graduation	95%	95%	Campuses with offering Graduate Programs	100%	105%	All 78 graduate students who graduated in 2014 are currently employed
Percentage of students who rate timeliness of education delivery/supervision as good or better	80%	80%		100%	125%	1376 surveyed graduate students gave good or better feedback on various

Percentage of graduates engaged in employment within 6 months of graduation	95%	95%	Campuses with offering Graduate Programs	100%	105%	All 78 graduate students who graduated in 2014 are currently employed 1376 surveyed graduate students gave good or better feedback on various educational services provided for them
Percentage of students who rate timeliness of education delivery/supervision as good or better	80%	80%		100%	125%	
MFO3: RESEARCH SERVICES						
No. of research studies completed in the last 3 years	17	18	All Colleges and RDEP Offices/Units	54	300%	The data is cumulative of three year which made the accomplishment too large
Percentage of research projects completed in last 3 years	30%	33%		81.82%	248%	54 research projects are completed out of 66 started for the last 3 years. With low target and unexpected completion of many research projects, the computed accomplishment almost tripled.
Percentage of research outputs published in a recognized journal or submitted for patenting or patented	30%	33%		40.74%	123%	out of 54, 9 researches were published, 3 were copyrighted, 7 were posterized and 3 are submitted for patenting
MFO4: TECHNICAL ADVISORY EXTENSION SERVICES						
No. of persons trained weighted by the length of training	3,492	3,500	All Colleges and RDEP Offices/Units	3,233	92%	2097 out of 2329 respondents from 14 extension programs rated the projects as good or better 1980 persons who received training or advisory services rated timeliness of delivery as good or better 14 out of 17 requests for training were responded to within 3 days 103 out of 117 requests for training were responded to within 3 days
Percentage of trainees who rate the training course as good or better	60%	80%		90%	113%	
Percentage of persons who receive training or advisory services who rate timeliness of service delivery as good or better	60%	80%		85%	106%	
No. of persons provided with technical advice	17	129		117	91%	
Percentage of trainees who rate the training course as good or better	60%	80%		88%	110%	
Percentage of requests for training responded to within 3 days of request	100%	80%		88%	110%	
Percentage of requests for technical advice that are responded to within 3 days	100%	80%				
MFO5: SUPPORT TO OPERATIONS (STO)						
2013 Budget				2 University Officials were trained in ISO certification		
Quality Management System aligned with ISO Standards on the continuing certification of one frontline service if applicable		Trained 2 Senior Administrative	Administrative and Finance Offices	95%	100%	497 participated in various training and 109 faculty and staff out of 635 were supported

Percentage of faculty and staff who are able to pursue relevant t	94% (321/340)	95%	All Academic and Administrative Units			
MFO6: GENERAL ADMINISTRATION AND SUPPORT SERVICE (GASS)						
2013 Budget						
Budget Utilization Rate (BUR)	100% (77,509,642.07/77,509,642.07)	100%	All Academic and Administrative Units	92.58%	93%	94.26% is the Obligation BUR and 92.58% or 54,235,707.33/58,577,950.33 is the Disbursement BUR
Submission to COA of Financial Statements for FY 2013 (per PD 1445)	Submitted to COA Main Office last February 14, 2013	Submit to COA on time	Administrative and Finance Offices	Submitted to COA Main Office		Sumitted to COA on February 14, 2014 and posted in our official transparency seal
Submission to COA on Ageing of Cash Advances (cut-off date November 15, 2014)	Submitted to Resident Auditors Office on December 13, 2013	Submit to Resident COA Auditor on time		Submitted to Resident Auditors Office		Sumitted to Resident COA Auditor on November 26, 2014 and also posted in our official transparency seal

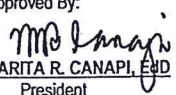
Prepared by :


JAESON M. CRUZ, MPM
 Head, Planning, Monitoring and Evaluation Office


RENATO F. DE LEON, PhD
 Budget Officer

January 30, 2015
 Date

Approved By:


MARITA R. CANAPI, EdD
 President

January 30, 2015
 Date