

**MONTHLY REPORT OF DISBURSEMENTS**  
For the month of January 2025



Department : State Universities and Colleges (SUCs)  
 Agency/Entity : University of Rizal System  
 Operating Unit : < not applicable >  
 Organization Code : 03 042 0000000  
 Fund Cluster : 01 - Regular Agency Fund

(e.g. UACS Fund Cluster: 01-Regular Agency Fund, 02-Foreign Assisted Projects Fund, 03-Special Account-Locally Funded/Domestic Grants Fund, etc.)

| Particulars  | Current Year Budget  |                   |             |             |                      | Prior Year's Accounts Payable |             |             |             |               | Prior Year's Budget |             |             |             |             | TOTAL       | SUB-TOTAL   |                      |
|--|----------------------|-------------------|-------------|-------------|----------------------|-------------------------------|-------------|-------------|-------------|---------------|---------------------|-------------|-------------|-------------|-------------|-------------|-------------|----------------------|
|  | PS                   | MOOE              | FinEx       | CO          | TOTAL                | PS                            | MOOE        | FinEx       | CO          | Sub-Total     | PS                  | MOOE        | FinEx       | CO          | Sub-Total   |             |             | TOTAL                |
|  | 2                    | 3                 | 4           | 5           | 6=(2+3+4+5)          | 7                             | 8           | 9           | 10          | 11=(7+8+9+10) | 12                  | 13          | 14          | 15          | 16=         |             |             | 17=(11+16)           |
| CASH DISBURSEMENTS   | 24,017,096.16        | 505,397.31        | 0.00        | 0.00        | 24,522,493.47        | 0.00                          | 0.00        | 0.00        | 0.00        | 0.00          | 0.00                | 0.00        | 0.00        | 0.00        | 0.00        | 0.00        | 0.00        | 24,522,493.47        |
| Notice of Cash Allocation (NCA)  | 24,017,096.16        | 505,397.31        | 0.00        | 0.00        | 24,522,493.47        | 0.00                          | 0.00        | 0.00        | 0.00        | 0.00          | 0.00                | 0.00        | 0.00        | 0.00        | 0.00        | 0.00        | 0.00        | 24,522,493.47        |
| MDS Checks Issued  | 234,812.12           | 135,565.65        | 0.00        | 0.00        | 370,377.77           | 0.00                          | 0.00        | 0.00        | 0.00        | 0.00          | 0.00                | 0.00        | 0.00        | 0.00        | 0.00        | 0.00        | 0.00        | 370,377.77           |
| Advice to Debit Account  | 23,782,284.04        | 369,831.66        | 0.00        | 0.00        | 24,152,115.70        | 0.00                          | 0.00        | 0.00        | 0.00        | 0.00          | 0.00                | 0.00        | 0.00        | 0.00        | 0.00        | 0.00        | 0.00        | 24,152,115.70        |
| Notice of Transfer Allocations (NTA)   | 0.00                 | 0.00              | 0.00        | 0.00        | 0.00                 | 0.00                          | 0.00        | 0.00        | 0.00        | 0.00          | 0.00                | 0.00        | 0.00        | 0.00        | 0.00        | 0.00        | 0.00        | 0.00                 |
| MDS Checks Issued  | 0.00                 | 0.00              | 0.00        | 0.00        | 0.00                 | 0.00                          | 0.00        | 0.00        | 0.00        | 0.00          | 0.00                | 0.00        | 0.00        | 0.00        | 0.00        | 0.00        | 0.00        | 0.00                 |
| Advice to Debit Account  | 0.00                 | 0.00              | 0.00        | 0.00        | 0.00                 | 0.00                          | 0.00        | 0.00        | 0.00        | 0.00          | 0.00                | 0.00        | 0.00        | 0.00        | 0.00        | 0.00        | 0.00        | 0.00                 |
| Working Fund for FAPs  | 0.00                 | 0.00              | 0.00        | 0.00        | 0.00                 | 0.00                          | 0.00        | 0.00        | 0.00        | 0.00          | 0.00                | 0.00        | 0.00        | 0.00        | 0.00        | 0.00        | 0.00        | 0.00                 |
| Cash Disbursement Ceiling (CDC)  | 0.00                 | 0.00              | 0.00        | 0.00        | 0.00                 | 0.00                          | 0.00        | 0.00        | 0.00        | 0.00          | 0.00                | 0.00        | 0.00        | 0.00        | 0.00        | 0.00        | 0.00        | 0.00                 |
| <b>TOTAL CASH DISBURSEMENTS</b>  | <b>24,017,096.16</b> | <b>505,397.31</b> | <b>0.00</b> | <b>0.00</b> | <b>24,522,493.47</b> | <b>0.00</b>                   | <b>0.00</b> | <b>0.00</b> | <b>0.00</b> | <b>0.00</b>   | <b>0.00</b>         | <b>0.00</b> | <b>0.00</b> | <b>0.00</b> | <b>0.00</b> | <b>0.00</b> | <b>0.00</b> | <b>24,522,493.47</b> |
| NON-CASH DISBURSEMENTS   | 3,614,549.11         | 23,988.74         | 0.00        | 0.00        | 3,638,537.85         | 0.00                          | 0.00        | 0.00        | 0.00        | 0.00          | 0.00                | 0.00        | 0.00        | 0.00        | 0.00        | 0.00        | 0.00        | 3,638,537.85         |
| Tax Remittance Advices Issued (TRA)  | 3,614,549.11         | 23,988.74         | 0.00        | 0.00        | 3,638,537.85         | 0.00                          | 0.00        | 0.00        | 0.00        | 0.00          | 0.00                | 0.00        | 0.00        | 0.00        | 0.00        | 0.00        | 0.00        | 3,638,537.85         |
| Non-Cash Availment Authority (NCAA)  | 0.00                 | 0.00              | 0.00        | 0.00        | 0.00                 | 0.00                          | 0.00        | 0.00        | 0.00        | 0.00          | 0.00                | 0.00        | 0.00        | 0.00        | 0.00        | 0.00        | 0.00        | 0.00                 |
| Disbursements effected through outright deductions from claims (please specify...) | 0.00                 | 0.00              | 0.00        | 0.00        | 0.00                 | 0.00                          | 0.00        | 0.00        | 0.00        | 0.00          | 0.00                | 0.00        | 0.00        | 0.00        | 0.00        | 0.00        | 0.00        | 0.00                 |
| Overpayment of expenses(e.g. personnel benefits)                                   | 0.00                 | 0.00              | 0.00        | 0.00        | 0.00                 | 0.00                          | 0.00        | 0.00        | 0.00        | 0.00          | 0.00                | 0.00        | 0.00        | 0.00        | 0.00        | 0.00        | 0.00        | 0.00                 |
| Restitution for loss of government property  | 0.00                 | 0.00              | 0.00        | 0.00        | 0.00                 | 0.00                          | 0.00        | 0.00        | 0.00        | 0.00          | 0.00                | 0.00        | 0.00        | 0.00        | 0.00        | 0.00        | 0.00        | 0.00                 |
| Liquidated damages and similar claims  | 0.00                 | 0.00              | 0.00        | 0.00        | 0.00                 | 0.00                          | 0.00        | 0.00        | 0.00        | 0.00          | 0.00                | 0.00        | 0.00        | 0.00        | 0.00        | 0.00        | 0.00        | 0.00                 |
| Others(TEF, BTr-Documentary Stamp Tax, etc.)                                       | 0.00                 | 0.00              | 0.00        | 0.00        | 0.00                 | 0.00                          | 0.00        | 0.00        | 0.00        | 0.00          | 0.00                | 0.00        | 0.00        | 0.00        | 0.00        | 0.00        | 0.00        | 0.00                 |
| <b>TOTAL NON-CASH DISBURSEMENTS</b>  | <b>3,614,549.11</b>  | <b>23,988.74</b>  | <b>0.00</b> | <b>0.00</b> | <b>3,638,537.85</b>  | <b>0.00</b>                   | <b>0.00</b> | <b>0.00</b> | <b>0.00</b> | <b>0.00</b>   | <b>0.00</b>         | <b>0.00</b> | <b>0.00</b> | <b>0.00</b> | <b>0.00</b> | <b>0.00</b> | <b>0.00</b> | <b>3,638,537.85</b>  |
| <b>GRAND TOTAL</b>   | <b>27,631,645.27</b> | <b>529,386.05</b> | <b>0.00</b> | <b>0.00</b> | <b>28,161,031.32</b> | <b>0.00</b>                   | <b>0.00</b> | <b>0.00</b> | <b>0.00</b> | <b>0.00</b>   | <b>0.00</b>         | <b>0.00</b> | <b>0.00</b> | <b>0.00</b> | <b>0.00</b> | <b>0.00</b> | <b>0.00</b> | <b>28,161,031.32</b> |

| Trust Liabilities |      |      |               | Grand Total   |            |       |      |                  | Remarks |
|-------------------|------|------|---------------|---------------|------------|-------|------|------------------|---------|
| PS                | MOOE | CO   | TOTAL         | PS            | MOOE       | FinEx | CO   | TOTAL            |         |
| 19                | 20   | 21   | 22=(19+20+21) | 23            | 24         | 25    | 26   | 27=(23+24+25+26) | 28      |
| 13,440,903.87     | 0.00 | 0.00 | 13,440,903.87 | 37,458,000.00 | 505,397.31 | 0.00  | 0.00 | 37,963,397.34    |         |
| 13,440,903.87     | 0.00 | 0.00 | 13,440,903.87 | 37,458,000.00 | 505,397.31 | 0.00  | 0.00 | 37,963,397.34    |         |
| 0.00              | 0.00 | 0.00 | 0.00          | 234,812.12    | 135,565.65 | 0.00  | 0.00 | 370,377.77       |         |
| 13,440,903.87     | 0.00 | 0.00 | 13,440,903.87 | 37,223,187.91 | 369,831.66 | 0.00  | 0.00 | 37,593,019.57    |         |
| 0.00              | 0.00 | 0.00 | 0.00          | 0.00          | 0.00       | 0.00  | 0.00 | 0.00             |         |
| 0.00              | 0.00 | 0.00 | 0.00          | 0.00          | 0.00       | 0.00  | 0.00 | 0.00             |         |
| 0.00              | 0.00 | 0.00 | 0.00          | 0.00          | 0.00       | 0.00  | 0.00 | 0.00             |         |
| 0.00              | 0.00 | 0.00 | 0.00          | 0.00          | 0.00       | 0.00  | 0.00 | 0.00             |         |
| 0.00              | 0.00 | 0.00 | 0.00          | 0.00          | 0.00       | 0.00  | 0.00 | 0.00             |         |
| 13,440,903.87     | 0.00 | 0.00 | 13,440,903.87 | 37,458,000.00 | 505,397.31 | 0.00  | 0.00 | 37,963,397.34    |         |
| 0.00              | 0.00 | 0.00 | 0.00          | 3,614,549.11  | 23,988.74  | 0.00  | 0.00 | 3,638,537.85     |         |
| 0.00              | 0.00 | 0.00 | 0.00          | 3,614,549.11  | 23,988.74  | 0.00  | 0.00 | 3,638,537.85     |         |
| 0.00              | 0.00 | 0.00 | 0.00          | 0.00          | 0.00       | 0.00  | 0.00 | 0.00             |         |
| 0.00              | 0.00 | 0.00 | 0.00          | 0.00          | 0.00       | 0.00  | 0.00 | 0.00             |         |
| 0.00              | 0.00 | 0.00 | 0.00          | 0.00          | 0.00       | 0.00  | 0.00 | 0.00             |         |
| 0.00              | 0.00 | 0.00 | 0.00          | 0.00          | 0.00       | 0.00  | 0.00 | 0.00             |         |
| 0.00              | 0.00 | 0.00 | 0.00          | 0.00          | 0.00       | 0.00  | 0.00 | 0.00             |         |
| 0.00              | 0.00 | 0.00 | 0.00          | 0.00          | 0.00       | 0.00  | 0.00 | 0.00             |         |
| 0.00              | 0.00 | 0.00 | 0.00          | 3,614,549.11  | 23,988.74  | 0.00  | 0.00 | 3,638,537.85     |         |
| 13,440,903.87     | 0.00 | 0.00 | 13,440,903.87 | 41,072,549.14 | 529,386.05 | 0.00  | 0.00 | 41,601,935.19    |         |

**SUMMARY**

| Particulars<br>(1)   | Previous Report<br>(2) | This Month<br>(3) | As at Date<br>(4) |
|--|------------------------|-------------------|-------------------|
| Total Disbursement Authorities Received                        | 0.00                   | 42,089,537.85     | 42,089,537.85     |
| NCA  | 0.00                   | 38,451,000.00     | 38,451,000.00     |
| NTA  | 0.00                   | 0.00              | 0.00              |
| Working Fund   | 0.00                   | 0.00              | 0.00              |
| TRA  | 0.00                   | 3,638,537.85      | 3,638,537.85      |
| CDC  | 0.00                   | 0.00              | 0.00              |
| NCAA   | 0.00                   | 0.00              | 0.00              |
| Less: Notice of Transfer of Allocations (NTA)* issued          | 0.00                   | 0.00              | 0.00              |
| Total Disbursement Authorities Available                       | 0.00                   | 42,089,537.85     | 42,089,537.85     |
| Less:  | 0.00                   | 0.00              | 0.00              |
| Lapsed NCA Disbursements                                       | 0.00                   | 0.00              | 0.00              |
| Less: Other Non-Cash Disbursements                             | 0.00                   | 0.00              | 0.00              |
| Disbursements effected through outright deductions from claims | 0.00                   | 0.00              | 0.00              |
| Overpayment of expenses (e.g. personnel benefits)              | 0.00                   | 0.00              | 0.00              |
| Restitution for loss of government property                    | 0.00                   | 0.00              | 0.00              |
| Liquidated damages and similar claims                          | 0.00                   | 0.00              | 0.00              |
| Others (e.g. TEF, BTr, Docs Stamp, etc.)                       | 0.00                   | 0.00              | 0.00              |
| Add/Less: Adjustments (e.g. cancelled/staled checks)           | 0.00                   | 0.00              | 0.00              |
| Balance of Disbursement Authorities as at date                 | 0.00                   | 487,602.66        | 487,602.66        |
| Total Disbursements Program                                    | 0.00                   | 42,089,537.85     | 42,089,537.85     |
| Less: Actual Disbursements                                     | 0.00                   | 41,601,935.19     | 41,601,935.19     |
| (Over)/Under spending  | 0.00                   | 487,602.66        | 487,602.66        |

Notes: \* The use of NTA is discouraged  
 Notes: \*\* Amounts should tally with the grand total disbursement (column 27).

Certified Correct:

  
 CLARISSA N. MARINO

University Accountant

Date: February 10, 2025

Recommending Approval:

  
 MARVIN P. AMOIN, Ph.D.

Vice President for Administration and Finance

Date: February 10, 2025

Approved By:

  
 NANCY T. PASCUAL, Ed.D.

University President

Date: February 10, 2025



| Trust Liabilities |      |      |               | Grand Total   |              |       |      |                  | Remarks |
|-------------------|------|------|---------------|---------------|--------------|-------|------|------------------|---------|
| PS                | MOOE | CO   | TOTAL         | PS            | MOOE         | FinEx | CO   | TOTAL            |         |
| 19                | 20   | 21   | 22=(19+20+21) | 23            | 24           | 25    | 26   | 27=(23+24+25+26) | 28      |
| 12,452,935.33     | 0.00 | 0.00 | 12,452,935.33 | 34,929,508.77 | 4,893,035.44 | 0.00  | 0.00 | 39,822,544.21    |         |
| 12,452,935.33     | 0.00 | 0.00 | 12,452,935.33 | 34,929,508.77 | 4,893,035.44 | 0.00  | 0.00 | 39,822,544.21    |         |
| 287,814.50        | 0.00 | 0.00 | 287,814.50    | 1,059,001.40  | 4,491,399.47 | 0.00  | 0.00 | 5,550,400.87     |         |
| 12,165,120.83     | 0.00 | 0.00 | 12,165,120.83 | 33,870,507.37 | 401,635.97   | 0.00  | 0.00 | 34,272,143.34    |         |
| 0.00              | 0.00 | 0.00 | 0.00          | 0.00          | 0.00         | 0.00  | 0.00 | 0.00             |         |
| 0.00              | 0.00 | 0.00 | 0.00          | 0.00          | 0.00         | 0.00  | 0.00 | 0.00             |         |
| 0.00              | 0.00 | 0.00 | 0.00          | 0.00          | 0.00         | 0.00  | 0.00 | 0.00             |         |
| 0.00              | 0.00 | 0.00 | 0.00          | 0.00          | 0.00         | 0.00  | 0.00 | 0.00             |         |
| 0.00              | 0.00 | 0.00 | 0.00          | 0.00          | 0.00         | 0.00  | 0.00 | 0.00             |         |
| 12,452,935.33     | 0.00 | 0.00 | 12,452,935.33 | 34,929,508.77 | 4,893,035.44 | 0.00  | 0.00 | 39,822,544.21    |         |
| 0.00              | 0.00 | 0.00 | 0.00          | 3,521,693.44  | 129,553.19   | 0.00  | 0.00 | 3,651,246.63     |         |
| 0.00              | 0.00 | 0.00 | 0.00          | 3,521,693.44  | 129,553.19   | 0.00  | 0.00 | 3,651,246.63     |         |
| 0.00              | 0.00 | 0.00 | 0.00          | 0.00          | 0.00         | 0.00  | 0.00 | 0.00             |         |
| 0.00              | 0.00 | 0.00 | 0.00          | 0.00          | 0.00         | 0.00  | 0.00 | 0.00             |         |
| 0.00              | 0.00 | 0.00 | 0.00          | 0.00          | 0.00         | 0.00  | 0.00 | 0.00             |         |
| 0.00              | 0.00 | 0.00 | 0.00          | 0.00          | 0.00         | 0.00  | 0.00 | 0.00             |         |
| 0.00              | 0.00 | 0.00 | 0.00          | 0.00          | 0.00         | 0.00  | 0.00 | 0.00             |         |
| 0.00              | 0.00 | 0.00 | 0.00          | 0.00          | 0.00         | 0.00  | 0.00 | 0.00             |         |
| 0.00              | 0.00 | 0.00 | 0.00          | 0.00          | 0.00         | 0.00  | 0.00 | 0.00             |         |
| 0.00              | 0.00 | 0.00 | 0.00          | 3,521,693.44  | 129,553.19   | 0.00  | 0.00 | 3,651,246.63     |         |
| 12,452,935.33     | 0.00 | 0.00 | 12,452,935.33 | 38,451,202.21 | 5,022,588.63 | 0.00  | 0.00 | 43,473,790.84    |         |

**SUMMARY**

| Particulars<br>(1)   | Previous Report<br>(2) | This Month<br>(3) | As at Date<br>(4) |
|--|------------------------|-------------------|-------------------|
| Total Disbursement Authorities Received                        | 42,089,537.85          | 49,655,246.31     | 91,744,784.16     |
| NCA  | 38,451,000.00          | 46,004,000.00     | 84,455,000.00     |
| NTA  | 0.00                   | 0.00              | 0.00              |
| Working Fund   | 0.00                   | 0.00              | 0.00              |
| TRA  | 3,638,537.85           | 3,651,246.31      | 7,289,784.16      |
| CDC  | 0.00                   | 0.00              | 0.00              |
| NCAA   | 0.00                   | 0.00              | 0.00              |
| Less: Notice of Transfer of Allocations (NTA)* issued          | 0.00                   | 0.00              | 0.00              |
| Total Disbursement Authorities Available                       | 42,089,537.85          | 49,655,246.31     | 91,744,784.16     |
| Less:  | 0.00                   | 0.00              | 0.00              |
| Lapsed NCA   | 0.00                   | 0.00              | 0.00              |
| Disbursements  | 41,601,935.19          | 43,473,790.84     | 85,075,726.03     |
| Less: Other Non-Cash Disbursements                             | 0.00                   | 0.00              | 0.00              |
| Disbursements effected through outright deductions from claims | 0.00                   | 0.00              | 0.00              |
| Overpayment of expenses(e.g. personnel benefits)               | 0.00                   | 0.00              | 0.00              |
| Restitution for loss of government property                    | 0.00                   | 0.00              | 0.00              |
| Liquidated damages and similar claims                          | 0.00                   | 0.00              | 0.00              |
| Others (e.g. TEF, BTr, Docs Stamp, etc.)                       | 0.00                   | 0.00              | 0.00              |
| Add/Less: Adjustments (e.g. cancelled/staled checks)           | 0.00                   | 0.00              | 0.00              |
| Balance of Disbursement Authorities as at date                 | 487,602.66             | 6,181,455.47      | 6,669,058.13      |
| Total Disbursements Program                                    | 42,089,537.85          | 49,655,246.63     | 91,744,784.48     |
| Less: *Actual Disbursements                                    | 41,601,935.19          | 43,473,790.84     | 85,075,726.03     |
| (Over)/Under spending  | 487,602.66             | 6,181,455.79      | 6,669,058.45      |

Notes: \* The use of NTA is discouraged  
 Notes: \*\* Amounts should tally with the grand total disbursement (column 27).

Certified Correct:

  
 CLARISSA N. MARINO

University Accountant

Date: March 10, 2025

Recommending Approval:

  
 MARVIN P. AMOIN, Ph.D.

Vice President for Administration and Finance

Date: March 10, 2025

Approved By:

NANCY T. PASCUAL, Ed.D.

University President

Date: March 10, 2025

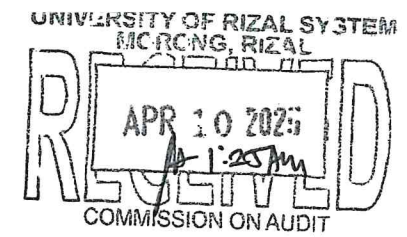
For the President:

  
 ALLAN E. CONDE, Ph.D.

Officer in Charge - Office of the President

Date: March 10, 2025

**MONTHLY REPORT OF DISBURSEMENTS**  
For the month of March 2025



Department : State Universities and Colleges (SUCs)  
 Agency/Entity : University of Rizal System  
 Operating Unit : < not applicable >  
 Organization Code (UACS) : 08 042 0000000  
 Fund Cluster : 01 - Regular Agency Fund  
 (e.g. UACS Fund Cluster: 01-Regular Agency Fund, 02-Foreign Assisted Projects Fund, 03-Special Account-Locally Funded/Domestic Grants Fund, etc.)

| Particulars   | Current Year Budget |               |       |      |                | Prior Year's Budget           |            |            |              |               |                                 |      |       |      |           | SUB-TOTAL    |                |
|---|---------------------|---------------|-------|------|----------------|-------------------------------|------------|------------|--------------|---------------|---------------------------------|------|-------|------|-----------|--------------|----------------|
|   | PS                  | MOOE          | FinEx | CO   | TOTAL          | Prior Year's Accounts Payable |            |            |              |               | Current Year's Accounts Payable |      |       |      |           |              | TOTAL          |
|   |                     |               |       |      |                | PS                            | MOOE       | FinEx      | CO           | Sub-Total     | PS                              | MOOE | FinEx | CO   | Sub-Total |              |                |
| 1   | 2                   | 3             | 4     | 5    | 6=(2+3+4+5)    | 7                             | 8          | 9          | 10           | 11=(7+8+9+10) | 12                              | 13   | 14    | 15   | 16=       | 17=(11+16)   | 18=(6+17)      |
| <b>CASH DISBURSEMENTS</b>   | 28,867,903.09       | 93,415,595.26 | 0.00  | 0.00 | 122,283,498.35 | 0.00                          | 290,895.23 | 0.00       | 3,338,604.28 | 3,629,499.51  | 0.00                            | 0.00 | 0.00  | 0.00 | 0.00      | 3,629,499.51 | 125,912,997.86 |
| Notice of Cash Allocation (NCA)   | 28,867,903.09       | 93,415,595.26 | 0.00  | 0.00 | 122,283,498.35 | 0.00                          | 290,895.23 | 0.00       | 3,338,604.28 | 3,629,499.51  | 0.00                            | 0.00 | 0.00  | 0.00 | 0.00      | 3,629,499.51 | 125,912,997.86 |
| MDS Checks Issued   | 778,185.14          | 3,244,362.00  | 0.00  | 0.00 | 4,022,547.14   | 0.00                          | 131,474.18 | 0.00       | 2,175,443.57 | 2,306,917.75  | 0.00                            | 0.00 | 0.00  | 0.00 | 0.00      | 2,306,917.75 | 6,329,464.89   |
| Advice to Debit Account   | 28,089,717.95       | 90,171,233.26 | 0.00  | 0.00 | 118,260,951.21 | 0.00                          | 159,421.05 | 0.00       | 1,163,160.71 | 1,322,581.76  | 0.00                            | 0.00 | 0.00  | 0.00 | 0.00      | 1,322,581.76 | 119,583,532.97 |
| Notice of Transfer Allocations (NTA)  | 0.00                | 0.00          | 0.00  | 0.00 | 0.00           | 0.00                          | 0.00       | 0.00       | 0.00         | 0.00          | 0.00                            | 0.00 | 0.00  | 0.00 | 0.00      | 0.00         | 0.00           |
| MDS Checks Issued   | 0.00                | 0.00          | 0.00  | 0.00 | 0.00           | 0.00                          | 0.00       | 0.00       | 0.00         | 0.00          | 0.00                            | 0.00 | 0.00  | 0.00 | 0.00      | 0.00         | 0.00           |
| Advice to Debit Account   | 0.00                | 0.00          | 0.00  | 0.00 | 0.00           | 0.00                          | 0.00       | 0.00       | 0.00         | 0.00          | 0.00                            | 0.00 | 0.00  | 0.00 | 0.00      | 0.00         | 0.00           |
| Working Fund for FAPs   | 0.00                | 0.00          | 0.00  | 0.00 | 0.00           | 0.00                          | 0.00       | 0.00       | 0.00         | 0.00          | 0.00                            | 0.00 | 0.00  | 0.00 | 0.00      | 0.00         | 0.00           |
| Cash Disbursement Ceiling (CDC)   | 0.00                | 0.00          | 0.00  | 0.00 | 0.00           | 0.00                          | 0.00       | 0.00       | 0.00         | 0.00          | 0.00                            | 0.00 | 0.00  | 0.00 | 0.00      | 0.00         | 0.00           |
| <b>TOTAL CASH DISBURSEMENTS</b>   | 28,867,903.09       | 93,415,595.26 | 0.00  | 0.00 | 122,283,498.35 | 0.00                          | 290,895.23 | 0.00       | 3,338,604.28 | 3,629,499.51  | 0.00                            | 0.00 | 0.00  | 0.00 | 0.00      | 3,629,499.51 | 125,912,997.86 |
| <b>NON-CASH DISBURSEMENTS</b>   | 3,496,629.13        | 450,400.90    | 0.00  | 0.00 | 3,947,030.03   | 0.00                          | 15,763.78  | 255,916.82 | 0.00         | 271,680.60    | 0.00                            | 0.00 | 0.00  | 0.00 | 0.00      | 271,680.60   | 4,218,710.63   |
| Tax Remittance Advices Issued (TRA)   | 3,496,629.13        | 450,400.90    | 0.00  | 0.00 | 3,947,030.03   | 0.00                          | 15,763.78  | 255,916.82 | 0.00         | 271,680.60    | 0.00                            | 0.00 | 0.00  | 0.00 | 0.00      | 271,680.60   | 4,218,710.63   |
| Non-Cash Availment Authority (NCAA)   | 0.00                | 0.00          | 0.00  | 0.00 | 0.00           | 0.00                          | 0.00       | 0.00       | 0.00         | 0.00          | 0.00                            | 0.00 | 0.00  | 0.00 | 0.00      | 0.00         | 0.00           |
| Disbursements effected through outright deductions from claims (please specify) | 0.00                | 0.00          | 0.00  | 0.00 | 0.00           | 0.00                          | 0.00       | 0.00       | 0.00         | 0.00          | 0.00                            | 0.00 | 0.00  | 0.00 | 0.00      | 0.00         | 0.00           |
| Overpayment of expenses (e.g. personnel benefits)                               | 0.00                | 0.00          | 0.00  | 0.00 | 0.00           | 0.00                          | 0.00       | 0.00       | 0.00         | 0.00          | 0.00                            | 0.00 | 0.00  | 0.00 | 0.00      | 0.00         | 0.00           |
| Restitution for loss of government property                                     | 0.00                | 0.00          | 0.00  | 0.00 | 0.00           | 0.00                          | 0.00       | 0.00       | 0.00         | 0.00          | 0.00                            | 0.00 | 0.00  | 0.00 | 0.00      | 0.00         | 0.00           |
| Liquidated damages and similar claims   | 0.00                | 0.00          | 0.00  | 0.00 | 0.00           | 0.00                          | 0.00       | 0.00       | 0.00         | 0.00          | 0.00                            | 0.00 | 0.00  | 0.00 | 0.00      | 0.00         | 0.00           |
| Others (IEF, BTr-Documentary Stamp Tax, etc.)                                   | 0.00                | 0.00          | 0.00  | 0.00 | 0.00           | 0.00                          | 0.00       | 0.00       | 0.00         | 0.00          | 0.00                            | 0.00 | 0.00  | 0.00 | 0.00      | 0.00         | 0.00           |
| <b>TOTAL NON-CASH DISBURSEMENTS</b>   | 3,496,629.13        | 450,400.90    | 0.00  | 0.00 | 3,947,030.03   | 0.00                          | 15,763.78  | 255,916.82 | 0.00         | 271,680.60    | 0.00                            | 0.00 | 0.00  | 0.00 | 0.00      | 271,680.60   | 4,218,710.63   |
| <b>GRAND TOTAL</b>  | 32,364,532.22       | 93,865,996.16 | 0.00  | 0.00 | 126,230,528.38 | 0.00                          | 306,659.01 | 255,916.82 | 3,338,604.28 | 3,901,180.11  | 0.00                            | 0.00 | 0.00  | 0.00 | 0.00      | 3,901,180.11 | 130,131,708.49 |

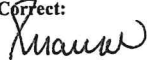
| Trust Liabilities |      |      |               | Grand Total   |               |            |              |                  | Remarks |
|-------------------|------|------|---------------|---------------|---------------|------------|--------------|------------------|---------|
| PS                | MOOE | CO   | TOTAL         | PS            | MOOE          | FinEx      | CO           | TOTAL            |         |
| 19                | 20   | 21   | 22=(19+20+21) | 23            | 24            | 25         | 26           | 27=(23+24+25+26) |         |
| 12,655,831.99     | 0.00 | 0.00 | 12,655,831.99 | 41,523,735.08 | 93,706,490.49 | 0.00       | 3,338,604.28 | 138,568,829.85   |         |
| 12,655,831.99     | 0.00 | 0.00 | 12,655,831.99 | 41,523,735.08 | 93,706,490.49 | 0.00       | 3,338,604.28 | 138,568,829.85   |         |
| 0.00              | 0.00 | 0.00 | 0.00          | 778,185.14    | 3,375,836.18  | 0.00       | 2,175,443.57 | 6,329,464.89     |         |
| 12,655,831.99     | 0.00 | 0.00 | 12,655,831.99 | 40,745,549.94 | 90,330,654.31 | 0.00       | 1,163,160.71 | 132,239,364.96   |         |
| 0.00              | 0.00 | 0.00 | 0.00          | 0.00          | 0.00          | 0.00       | 0.00         | 0.00             |         |
| 0.00              | 0.00 | 0.00 | 0.00          | 0.00          | 0.00          | 0.00       | 0.00         | 0.00             |         |
| 0.00              | 0.00 | 0.00 | 0.00          | 0.00          | 0.00          | 0.00       | 0.00         | 0.00             |         |
| 0.00              | 0.00 | 0.00 | 0.00          | 0.00          | 0.00          | 0.00       | 0.00         | 0.00             |         |
| 0.00              | 0.00 | 0.00 | 0.00          | 0.00          | 0.00          | 0.00       | 0.00         | 0.00             |         |
| 12,655,831.99     | 0.00 | 0.00 | 12,655,831.99 | 41,523,735.08 | 93,706,490.49 | 0.00       | 3,338,604.28 | 138,568,829.85   |         |
| 0.00              | 0.00 | 0.00 | 0.00          | 3,496,629.13  | 466,164.68    | 255,916.82 | 0.00         | 4,218,710.63     |         |
| 0.00              | 0.00 | 0.00 | 0.00          | 3,496,629.13  | 466,164.68    | 255,916.82 | 0.00         | 4,218,710.63     |         |
| 0.00              | 0.00 | 0.00 | 0.00          | 0.00          | 0.00          | 0.00       | 0.00         | 0.00             |         |
| 0.00              | 0.00 | 0.00 | 0.00          | 0.00          | 0.00          | 0.00       | 0.00         | 0.00             |         |
| 0.00              | 0.00 | 0.00 | 0.00          | 0.00          | 0.00          | 0.00       | 0.00         | 0.00             |         |
| 0.00              | 0.00 | 0.00 | 0.00          | 0.00          | 0.00          | 0.00       | 0.00         | 0.00             |         |
| 0.00              | 0.00 | 0.00 | 0.00          | 0.00          | 0.00          | 0.00       | 0.00         | 0.00             |         |
| 0.00              | 0.00 | 0.00 | 0.00          | 0.00          | 0.00          | 0.00       | 0.00         | 0.00             |         |
| 0.00              | 0.00 | 0.00 | 0.00          | 0.00          | 0.00          | 0.00       | 0.00         | 0.00             |         |
| 0.00              | 0.00 | 0.00 | 0.00          | 3,496,629.13  | 466,164.68    | 255,916.82 | 0.00         | 4,218,710.63     |         |
| 12,655,831.99     | 0.00 | 0.00 | 12,655,831.99 | 45,020,364.21 | 94,172,655.17 | 255,916.82 | 3,338,604.28 | 142,787,540.48   |         |

SUMMARY

| Particulars<br>(1)   | Previous Report<br>(2) | This Month<br>(3) | As at Date<br>(4) |
|--|------------------------|-------------------|-------------------|
| Total Disbursement Authorities Received                        | 91,744,784.16          | 136,119,510.63    | 227,864,294.79    |
| NCA  | 84,455,000.00          | 131,900,800.00    | 216,355,800.00    |
| NTA  | 0.00                   | 0.00              | 0.00              |
| Working Fund   | 0.00                   | 0.00              | 0.00              |
| TRA  | 7,289,784.16           | 4,218,710.63      | 11,508,494.79     |
| CDC  | 0.00                   | 0.00              | 0.00              |
| NCAA   | 0.00                   | 0.00              | 0.00              |
| Less: Notice of Transfer of Allocations (NTA)* issued          | 0.00                   | 0.00              | 0.00              |
| Total Disbursement Authorities Available                       | 91,744,784.16          | 136,119,510.63    | 227,864,294.79    |
| Less:  | 0.00                   | 0.00              | 0.00              |
| Lapsed NCA   | 0.00                   | 1,028.60          | 1,028.60          |
| Disbursements  | 85,075,726.03          | 142,787,540.48    | 227,863,266.51    |
| Less: Other Non-Cash Disbursements                             | 0.00                   | 0.00              | 0.00              |
| Disbursements effected through outright deductions from claims | 0.00                   | 0.00              | 0.00              |
| Overpayment of expenses(e.g. personnel benefits)               | 0.00                   | 0.00              | 0.00              |
| Restitution for loss of government property                    | 0.00                   | 0.00              | 0.00              |
| Liquidated damages and similar claims                          | 0.00                   | 0.00              | 0.00              |
| Others (e.g. TEF, BTr, Docs Stamp, etc.)                       | 0.00                   | 0.00              | 0.00              |
| Add/Less: Adjustments (e.g. cancelled/staled checks)           | 0.00                   | 0.00              | 0.00              |
| Balance of Disbursement Authorities as at date                 | 6,669,058.13           | (6,669,058.45)    | (0.32)            |
| Total Disbursements Program                                    | 91,744,784.48          | 136,119,510.63    | 227,864,295.11    |
| Less: *Actual Disbursements                                    | 85,075,726.03          | 142,788,569.08    | 227,864,295.11    |
| (Over)/Under spending  | 6,669,058.45           | (6,669,058.45)    | 0.00              |

Notes: \* The use of NTA is discouraged  
 Notes: \*\* Amounts should tally with the grand total disbursement (column 27).

Certified Correct:

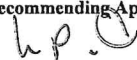


CLARISSA N. MARINO

University Accountant

Date: April 10, 2025

Recommending Approval:



MARVIN P. AMOIN, Ph.D.

Vice President for Administration and Finance

Date: April 10, 2025

Approved By:



NANCY T. PASCUAL, Ed.D.

University President

Date: April 10, 2025