

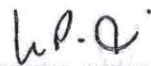
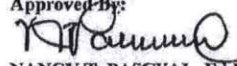


QUARTERLY REPORT OF REVENUE AND OTHER RECEIPTS
As at the Quarter Ending June 30, 2024

Department : State Universities and Colleges (SUCs)
Agency/Entity : University of Rizal System
Operating Unit : < not applicable >
Organization Code : 08 042 0000000
Fund/ Cluster : 05 - Internally Generated Funds

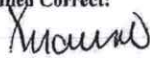
Classification/Sources of Revenue and Other Receipts	UACS CODE	REVENUE TARGET (Annual) per BESF	Actual Revenue and Other Receipts Collections					Cumulative Remittance/Deposits to Date			Variance		Remarks
			1st Quarter Ending March 31	2nd Quarter Ending June 30	3rd Quarter Ending September 30	4th Quarter Ending December 31	Total	Remittance to BTR	Deposited with AGDP	Total	Amount	%	
1	2	3	4	5	6	7	8=(4+5+6+7)	9	10	11=(9+10)	12=(8-3)	13=(12/3)	14
Internally Generated Funds		227,087,394.00	6,250,490.73	75,771,661.23	0.00	0.00	82,022,151.96	0.00	82,022,151.96	82,022,151.96	(145,065,242.04)	-64 %	
Revenue Collections		227,087,394.00	6,250,490.73	75,771,661.23	0.00	0.00	82,022,151.96	0.00	82,022,151.96	82,022,151.96	(145,065,242.04)	-64 %	
Cash Revenue		227,087,394.00	6,250,490.73	75,771,661.23	0.00	0.00	82,022,151.96	0.00	82,022,151.96	82,022,151.96	(145,065,242.04)	-64 %	
Non-Tax		227,087,394.00	6,250,490.73	75,771,661.23	0.00	0.00	82,022,151.96	0.00	82,022,151.96	82,022,151.96	(145,065,242.04)	-64 %	
Other Service Income	4020199099	0.00	0.00	5,000.00	0.00	0.00	5,000.00	0.00	5,000.00	5,000.00	5,000.00	0 %	
Tuition Fees	4020201001	0.00	0.00	47,298,166.23	0.00	0.00	47,298,166.23	0.00	47,298,166.23	47,298,166.23	47,298,166.23	0 %	
Income Collected from Students	4020201002	165,098,593.00	5,988,733.76	(5,988,733.76)	0.00	0.00	0.00	0.00	0.00	0.00	(165,098,593.00)	-100 %	
Other School Fees	4020201099	0.00	0.00	34,382,509.00	0.00	0.00	34,382,509.00	0.00	34,382,509.00	34,382,509.00	34,382,509.00	0 %	
Miscellaneous Income	4060999000	61,988,801.00	261,756.97	74,719.76	0.00	0.00	336,476.73	0.00	336,476.73	336,476.73	(61,652,324.27)	-99 %	
GRAND TOTAL		227,087,394.00	6,250,490.73	75,771,661.23	0.00	0.00	82,022,151.96	0.00	82,022,151.96	82,022,151.96	(145,065,242.04)	-64 %	


<p>Certified Correct:</p> <p></p> <p>CLARISSA N. MARINO</p> <p>University Accountant</p> <p>Date: July 25, 2024</p>	<p>Recommending Approval:</p> <p></p> <p>BENJIE G. INGCO, MPA</p> <p>Director, Finance Services</p> <p>Date: July 25, 2024</p>	<p></p> <p>MARVIN P. AMOIN, Ph.D.</p> <p>Vice President for Administration and Finance</p> <p>Date: July 25, 2024</p>	<p>Approved By:</p> <p></p> <p>NANCY T. PASCUAL, Ed.D.</p> <p>University President</p> <p>Date: July 25, 2024</p>
--	--	--	---

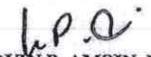
QUARTERLY REPORT OF REVENUE AND OTHER RECEIPTS
As at the Quarter Ending June 30, 2024

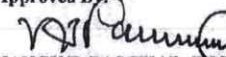
Department : State Universities and Colleges (SUCs)
Agency/Entity : University of Rizal System
Operating Unit : < not applicable >
Organization Code : 08 042 0000000
Fund Cluster : 06 - Business Related Funds

Classification/Sources of Revenue and Other Receipts	UACS CODE	REVENUE TARGET (Annual) per BESF	Actual Revenue and Other Receipts Collections					Cumulative Remittance/Deposits to Date			Variance		Remarks
			1st Quarter Ending March 31	2nd Quarter Ending June 30	3rd Quarter Ending September 30	4th Quarter Ending December 31	Total	Remittance to BTr	Deposited with AGDB	Total	Amount	%	
1	2	3	4	5	6	7	8=(4+5+6+7)	9	10	11=(9+10)	12=(8-3)	13=(12/3)	14
Business Related Funds		37,779,306.00	2,098,589.76	4,557,683.02	0.00	0.00	6,656,272.78	0.00	6,656,272.78	6,656,272.78	(31,123,033.22)	-82 %	
Revenue Collections		37,779,306.00	2,098,589.76	4,557,683.02	0.00	0.00	6,656,272.78	0.00	6,656,272.78	6,656,272.78	(31,123,033.22)	-82 %	
Cash Revenue		37,779,306.00	2,098,589.76	4,557,683.02	0.00	0.00	6,656,272.78	0.00	6,656,272.78	6,656,272.78	(31,123,033.22)	-82 %	
Non-Tax		37,779,306.00	2,098,589.76	4,557,683.02	0.00	0.00	6,656,272.78	0.00	6,656,272.78	6,656,272.78	(31,123,033.22)	-82 %	
Rent/Lease Income	4020205000	2,078,500.00	352,486.00	938,141.00	0.00	0.00	1,290,627.00	0.00	1,290,627.00	1,290,627.00	(787,873.00)	-38 %	
Income from Hostels/Dormitories and other Like	4020213000	0.00	57,639.00	56,861.00	0.00	0.00	114,500.00	0.00	114,500.00	114,500.00	114,500.00	0 %	
Income from Printing and Publication	4020215000	7,560,000.00	183,993.00	5,945.00	0.00	0.00	189,938.00	0.00	189,938.00	189,938.00	(7,370,062.00)	-97 %	
Other Sales	4020216099	22,576,250.00	245,098.20	2,293,990.39	0.00	0.00	2,539,088.59	0.00	2,539,088.59	2,539,088.59	(20,037,161.41)	-89 %	
Interest on NG Deposits	4020221001	0.00	0.00	5,562.90	0.00	0.00	5,562.90	0.00	5,562.90	5,562.90	5,562.90	0 %	
Other Business Income	4020299099	5,564,556.00	1,257,029.42	1,257,182.73	0.00	0.00	2,514,212.15	0.00	2,514,212.15	2,514,212.15	(3,050,343.85)	-55 %	
Other Gains	4050199000	0.00	0.00	0.00	0.00	0.00	0.00	0.00	0.00	0.00	0.00	0 %	
Miscellaneous Income	4060999000	0.00	2,344.14	0.00	0.00	0.00	2,344.14	0.00	2,344.14	2,344.14	2,344.14	0 %	
GRAND TOTAL		37,779,306.00	2,098,589.76	4,557,683.02	0.00	0.00	6,656,272.78	0.00	6,656,272.78	6,656,272.78	(31,123,033.22)	-82 %	

Certified Correct:

CLARISSA N. MARINO
University Accountant
Date: July 25, 2024

Recommending Approval:

BENJIE G. INGCO, MPA
Director, Finance Services
Date: July 25, 2024


MARVIN P. AMOIN, Ph.D.
Vice President for Administration and Finance
Date: July 25, 2024

Approved By:

NANCY T. PASCUAL, Ed.D.
University President
Date: July 25, 2024