



QUARTERLY REPORT OF REVENUE AND OTHER RECEIPTS

As at the Quarter Ending March 31, 2024


Department : State Universities and Colleges (SUCs)
Agency/Entity : University of Rizal System
Operating Unit : < not applicable >
Organization Code (UACS) : 08 042 0000000
Fund Cluster : 05 - Internally Generated Funds

Classification/Sources of Revenue and Other Receipts	UACS CODE	REVENUE TARGET (Annual) per BESF	Actual Revenue and Other Receipts Collections					Cumulative Remittance/Deposits to Date			Variance		Remarks
			1st Quarter Ending March 31	2nd Quarter Ending June 30	3rd Quarter Ending September 30	4th Quarter Ending December 31	Total	Remittance to BTr	Deposited with AGDB	Total	Amount	%	
1	2	3	4	5	6	7	8=(4+5+6+7)	9	10	11=(9+10)	12=(8-3)	13=(12/3)	14
Internally Generated Funds		227,087,394.00	6,250,490.73	0.00	0.00	0.00	6,250,490.73	0.00	6,250,490.73	6,250,490.73	(220,836,903.27)	-97 %	
Revenue Collections		227,087,394.00	6,250,490.73	0.00	0.00	0.00	6,250,490.73	0.00	6,250,490.73	6,250,490.73	(220,836,903.27)	-97 %	
Cash Revenue		227,087,394.00	6,250,490.73	0.00	0.00	0.00	6,250,490.73	0.00	6,250,490.73	6,250,490.73	(220,836,903.27)	-97 %	
Non-Tax		227,087,394.00	6,250,490.73	0.00	0.00	0.00	6,250,490.73	0.00	6,250,490.73	6,250,490.73	(220,836,903.27)	-97 %	
Income Collected from Students	4020201002	165,098,593.00	5,988,733.76	0.00	0.00	0.00	5,988,733.76	0.00	5,988,733.76	5,988,733.76	(159,109,859.24)	-96 %	
Miscellaneous Income	4060999000	61,988,801.00	261,756.97	0.00	0.00	0.00	261,756.97	0.00	261,756.97	261,756.97	(61,727,044.03)	-100 %	
GRAND TOTAL		227,087,394.00	6,250,490.73	0.00	0.00	0.00	6,250,490.73	0.00	6,250,490.73	6,250,490.73	(220,836,903.27)	-97 %	

Certified Correct:

CLARISSA N. MARINO
University Accountant
Date: April 25, 2024

Recommending Approval:

BENJIE G. INGCO, MPA
Director, Finance Services
Date: April 25, 2024


MARVIN P. AMOIN, Ph.D.
Vice President for Administration and Finance
Date: April 25, 2024


Approved By:

NANCY T. PASCUAL, Ed.D.
University President
Date: April 25, 2024


QUARTERLY REPORT OF REVENUE AND OTHER RECEIPTS

As at the Quarter Ending March 31, 2024


Department : State Universities and Colleges (SUCs)
Agency/Entity : University of Rizal System
Operating Unit : < not applicable >
Organization Code (UACS) : 08 042 0000000
Fund Cluster : 06 - Business Related Funds

Classification/Sources of Revenue and Other Receipts	UACS CODE	REVENUE TARGET (Annual) per BESF	Actual Revenue and Other Receipts Collections					Cumulative Remittance/Deposits to Date			Variance		Remarks
			1st Quarter Ending March 31	2nd Quarter Ending June 30	3rd Quarter Ending September 30	4th Quarter Ending December 31	Total	Remittance to BTr	Deposited with AGDB	Total	Amount	%	
1	2	3	4	5	6	7	8=(4+5+6+7)	9	10	11=(9+10)	12=(8-3)	13=(12/3)	14
Business Related Funds		37,779,306.00	2,098,589.76	0.00	0.00	0.00	2,098,589.76	0.00	2,098,589.76	2,098,589.76	(35,680,716.24)	-94 %	
Revenue Collections		37,779,306.00	2,098,589.76	0.00	0.00	0.00	2,098,589.76	0.00	2,098,589.76	2,098,589.76	(35,680,716.24)	-94 %	
Cash Revenue		37,779,306.00	2,098,589.76	0.00	0.00	0.00	2,098,589.76	0.00	2,098,589.76	2,098,589.76	(35,680,716.24)	-94 %	
Non-Tax		37,779,306.00	2,098,589.76	0.00	0.00	0.00	2,098,589.76	0.00	2,098,589.76	2,098,589.76	(35,680,716.24)	-94 %	
Rent/Lease Income	4020205000	2,078,500.00	352,486.00	0.00	0.00	0.00	352,486.00	0.00	352,486.00	352,486.00	(1,726,014.00)	-83 %	
Income from Hostels/Dormitories and other Like facilities	4020213000	0.00	57,639.00	0.00	0.00	0.00	57,639.00	0.00	57,639.00	57,639.00	57,639.00	0 %	
Income from Printing and Publication	4020215000	7,560,000.00	183,993.00	0.00	0.00	0.00	183,993.00	0.00	183,993.00	183,993.00	(7,376,007.00)	-98 %	
Other Sales	4020216099	22,576,250.00	245,098.20	0.00	0.00	0.00	245,098.20	0.00	245,098.20	245,098.20	(22,331,151.80)	-99 %	
Other Business Income	4020299099	5,584,556.00	1,257,029.42	0.00	0.00	0.00	1,257,029.42	0.00	1,257,029.42	1,257,029.42	(4,307,526.58)	-77 %	
Miscellaneous Income	4060999000	0.00	2,344.14	0.00	0.00	0.00	2,344.14	0.00	2,344.14	2,344.14	2,344.14	0 %	
GRAND TOTAL		37,779,306.00	2,098,589.76	0.00	0.00	0.00	2,098,589.76	0.00	2,098,589.76	2,098,589.76	(35,680,716.24)	-94 %	

Certified Correct:

CLARISSA N. MARINO
University Accountant
Date: April 25, 2024

Recommending Approval:

BENJIE G. INGCO, MPA
Director, Finance Services
Date: April 25, 2024


MARVIN P. AMOIN, Ph.D.
Vice President for Administration and Finance
Date: April 25, 2024

Approved By:

NANCY T. PASCUAL, Ed.D.
University President
Date: April 25, 2024